Transition of fatal and non-fatal accidents in each element like as causal agents, type of accidents, etc. in code no. 010101 meat/dairy products (1999-2021)

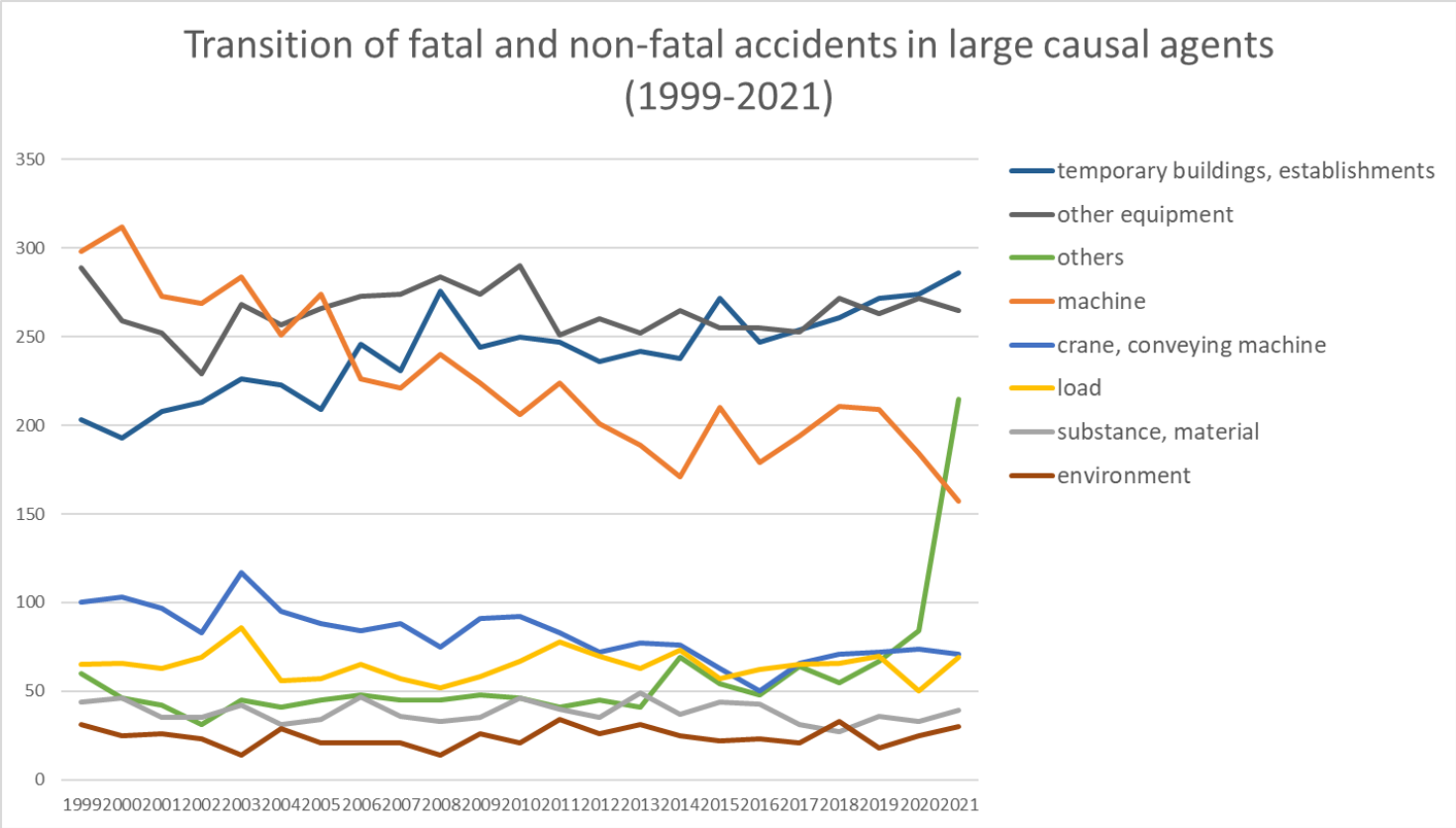

Transition of fatal and non-fatal accidents in large causal agents in code no. 010101 meat/dairy products (1999-2021)

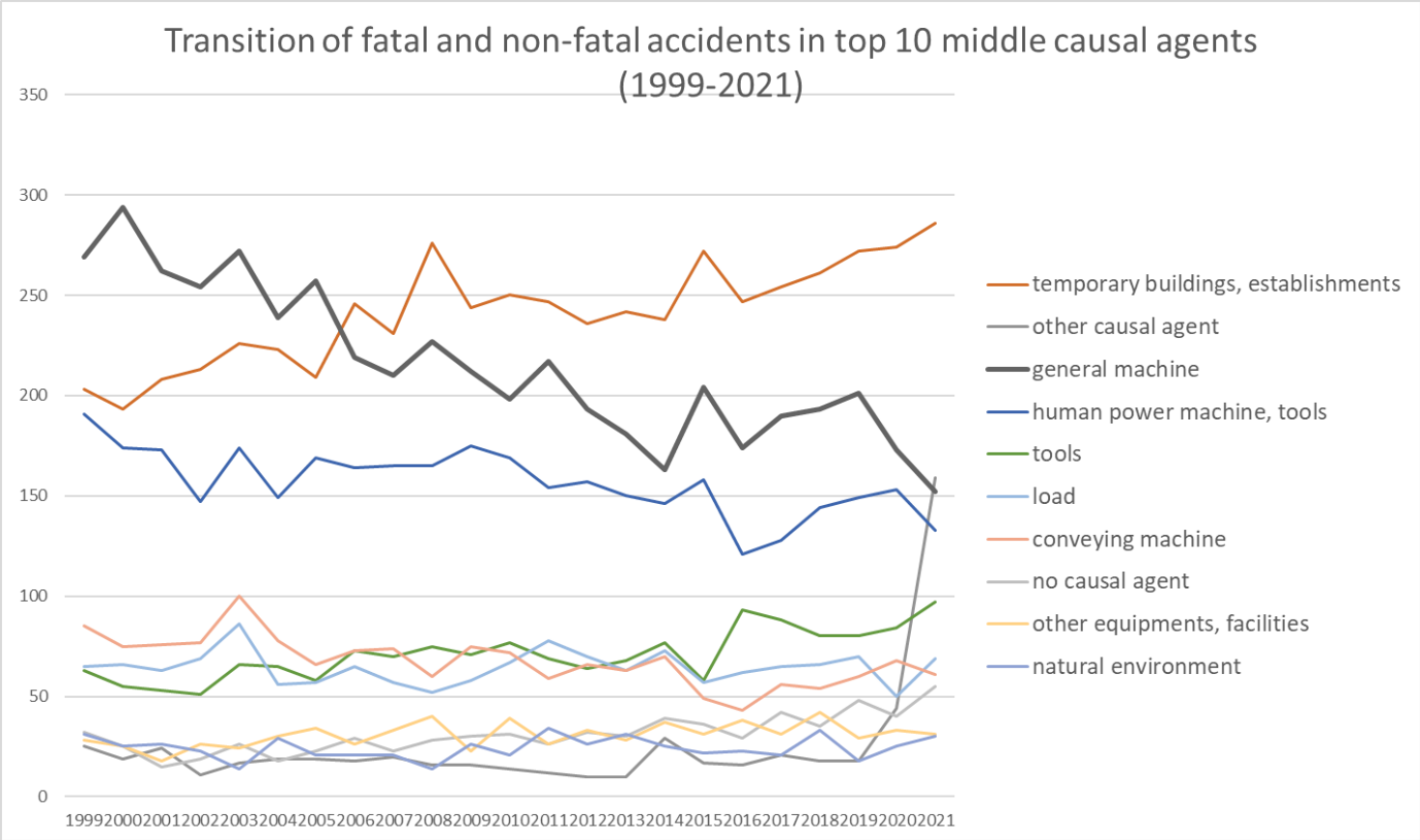

Transition of fatal and non-fatal accidents in middle causal agents in code no. 010101 meat/dairy products (1999-2021)

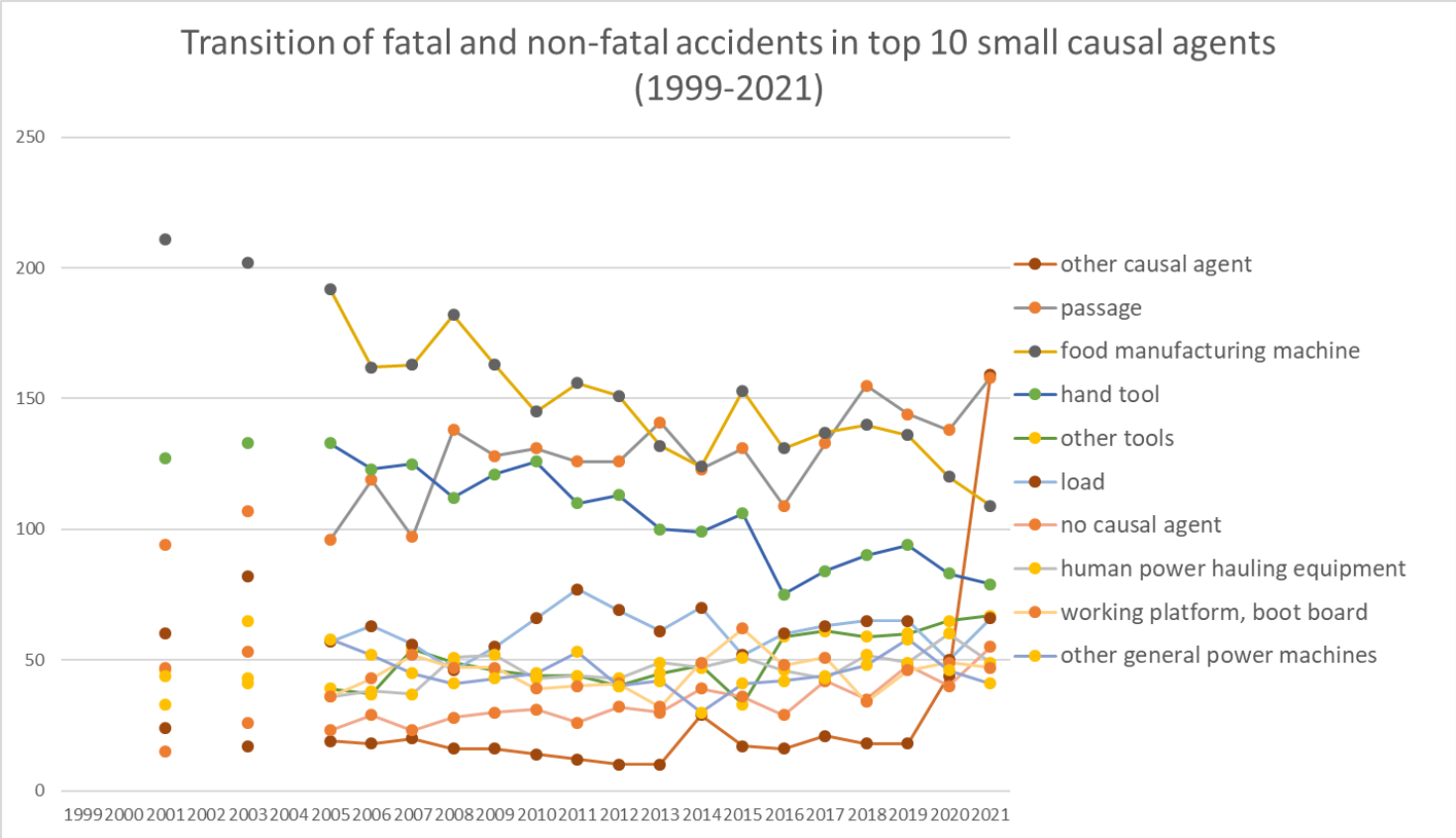

Transition of fatal and non-fatal accidents in small causal agents in code no. 010101 meat/dairy products (1999-2021)

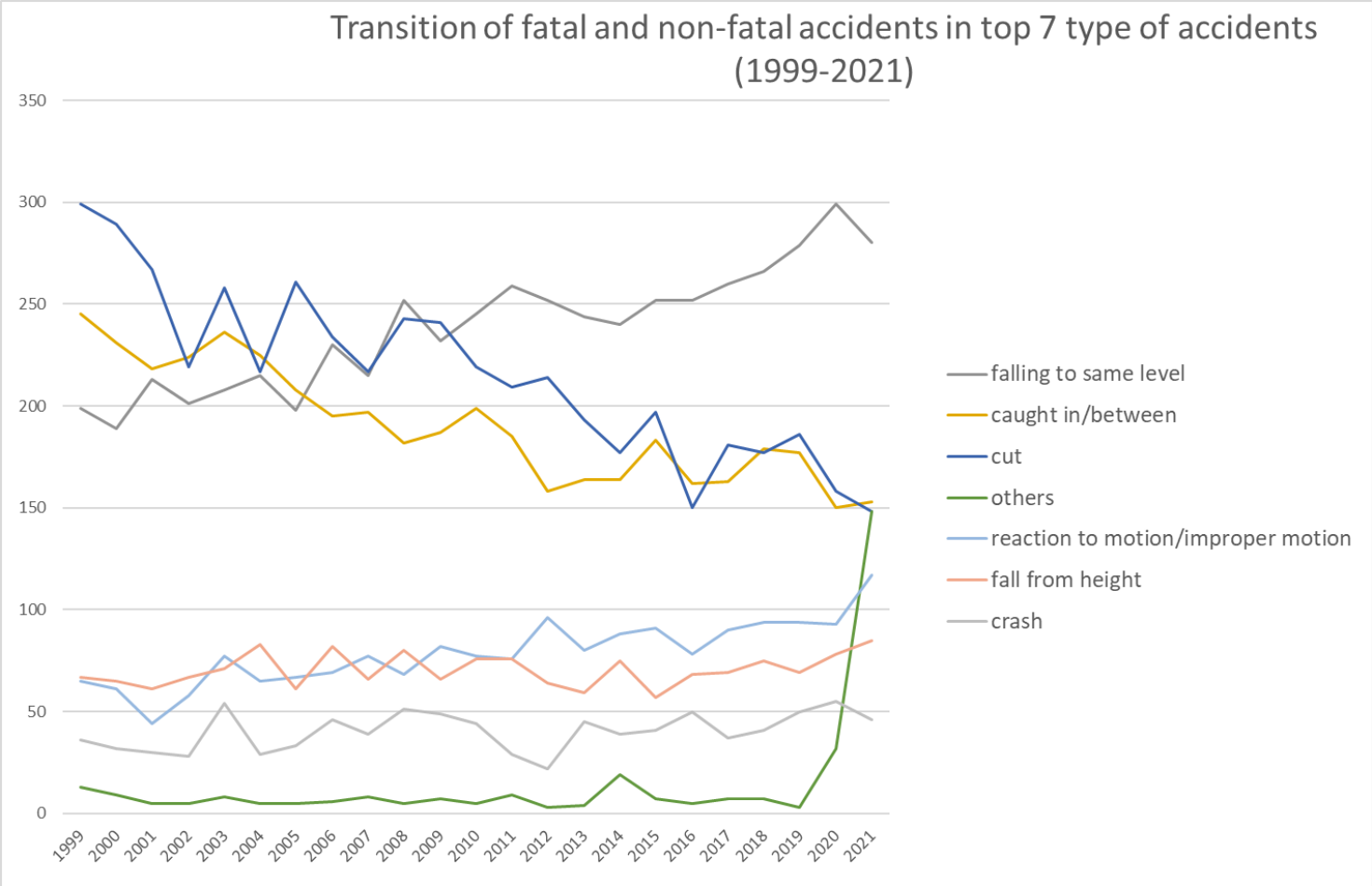

Transition of fatal and non-fatal accidents in type of accidents in code no. 010101 meat/dairy products (1999-2021)

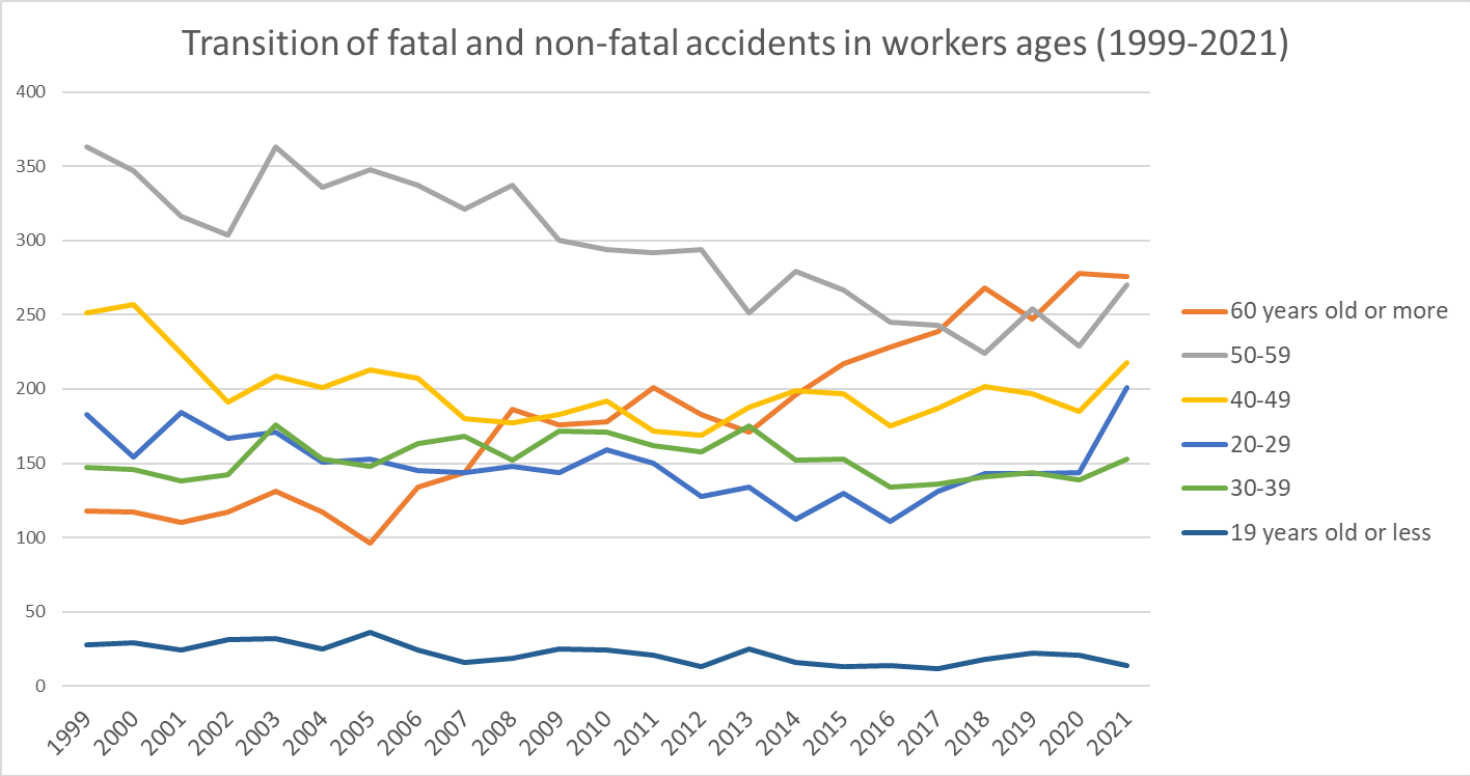

Transition of fatal and non-fatal accidents in workers ages in code no. 010101 meat/dairy products (1999-2021)

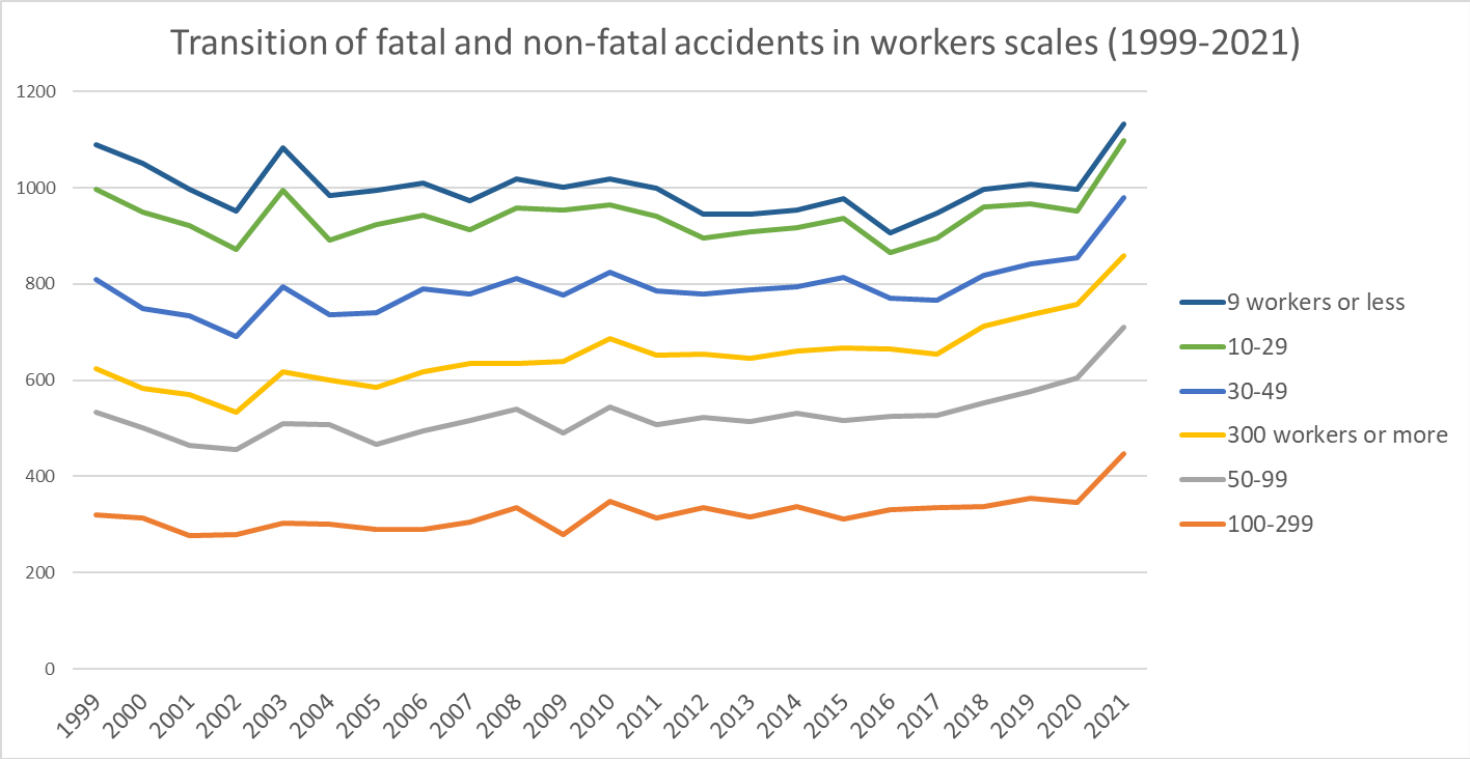

Transition of fatal and non-fatal accidents in workers scales in code no. 010101 meat/dairy products (1999-2021)

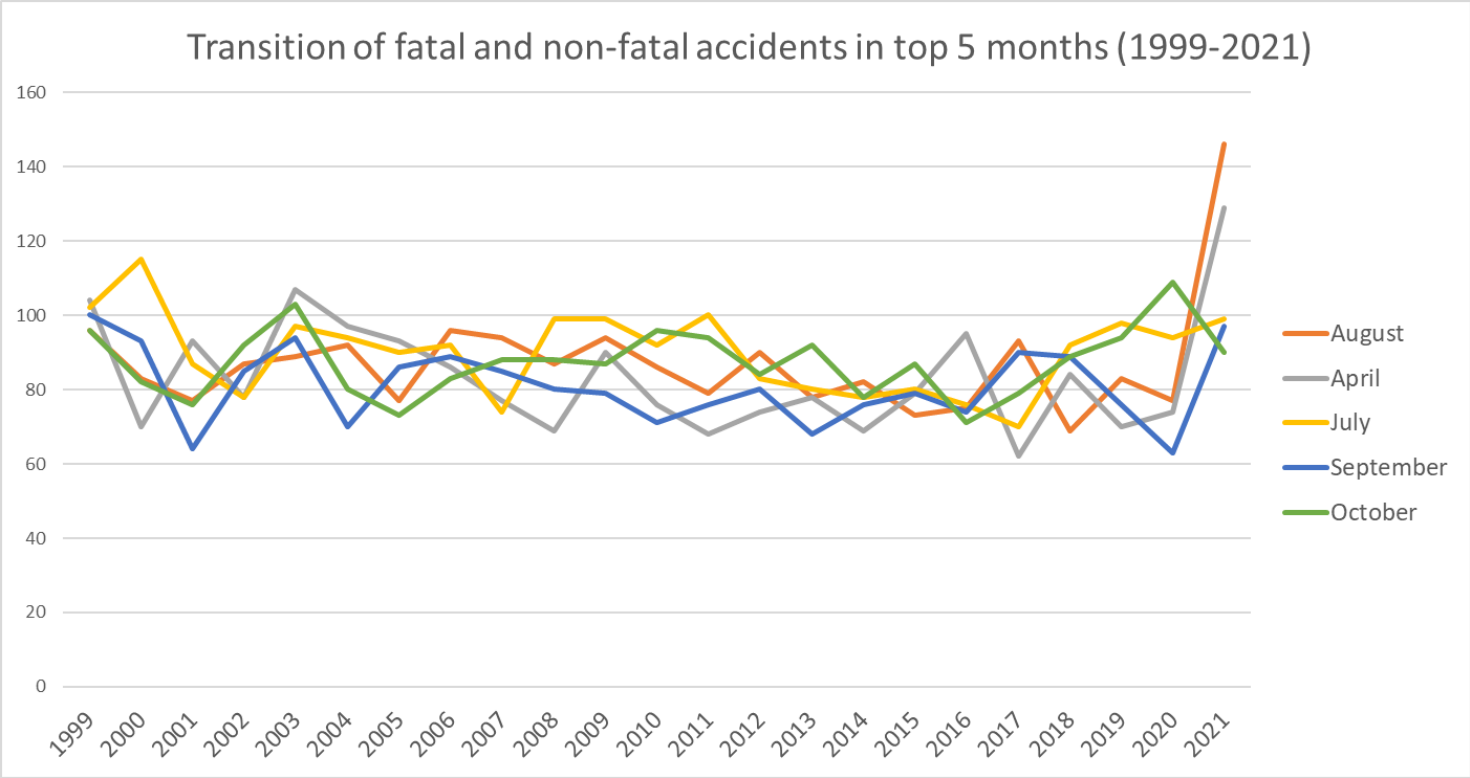

Transition of fatal and non-fatal accidents in months in code no. 010101 meat/dairy products (1999-2021)

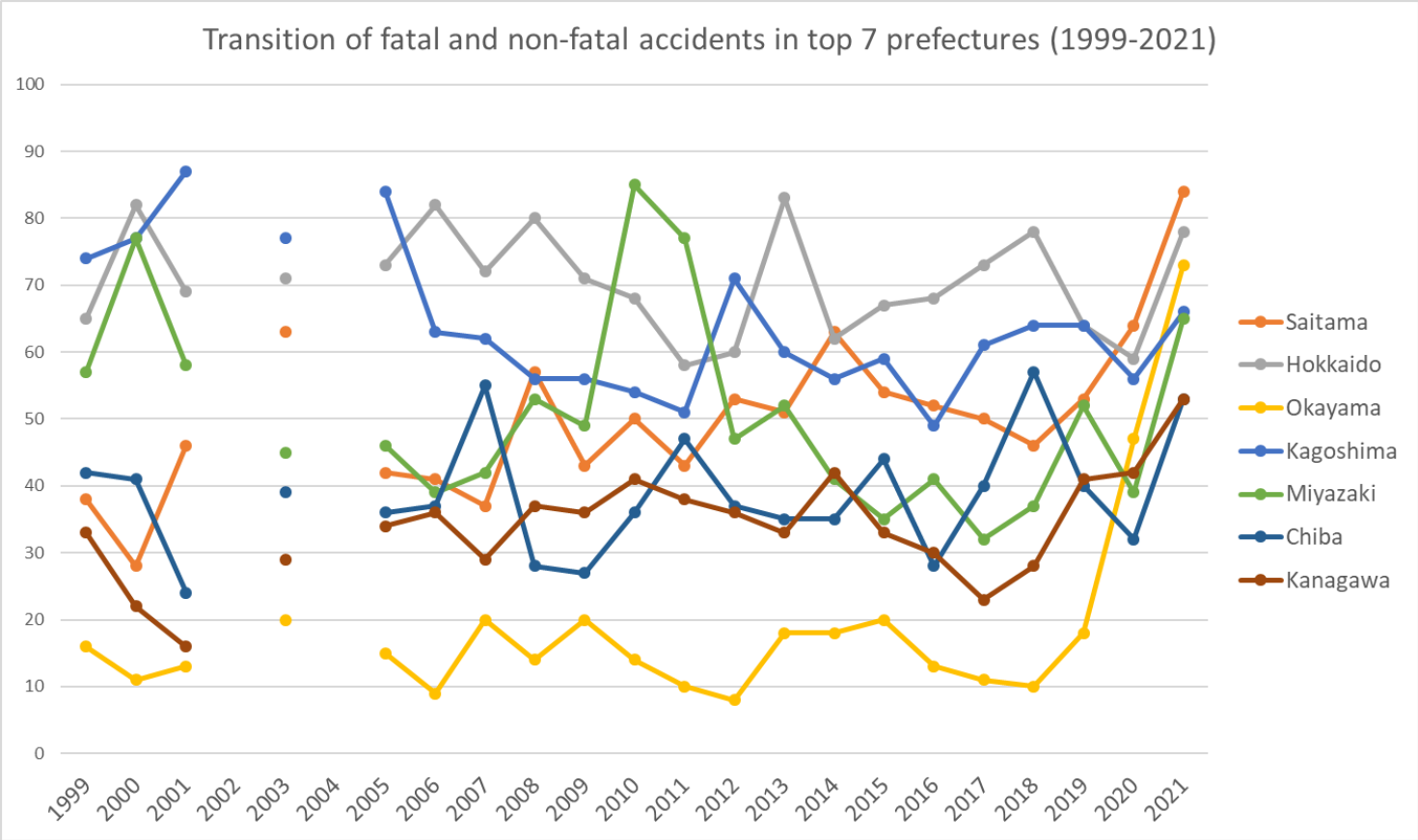

Transition of fatal and non-fatal accidents in prefectures in code no. 010101 meat/dairy products (1999-2021)

Transition of fatal and non-fatal accidents in large causal agents in code no. 010101 meat/dairy products (1999-2021)

code	Causal (L) agents	1999	2000	2001	2002	2003	2004	2005	2006	2007	2008	2009	2010	2011	2012	2013	2014	2015	2016	2017	2018	2019	2020	2021	total	Causal (L) agents
4	temporary buildings, establishments	203	193	208	213	226	223	209	246	231	276	244	250	247	236	242	238	272	247	254	261	272	274	286	5,551	temporary buildings, establishments
3	other equipment	289	259	252	229	268	257	266	273	274	284	274	290	251	260	252	265	255	255	253	272	263	272	265	6,078	other equipment
9	others	60	46	42	31	45	41	45	48	45	45	48	46	41	45	41	69	54	48	64	55	67	84	215	1,325	others

1	machine	298	312	273	269	284	251	274	226	221	240	224	206	224	201	189	171	210	179	194	211	209	184	157	5,207	machine
2	crane, conveying machine	100	103	97	83	117	95	88	84	88	75	91	92	83	72	77	76	63	50	66	71	72	74	71	1,888	crane, conveying machine
6	load	65	66	63	69	86	56	57	65	57	52	58	67	78	70	63	73	57	62	65	66	70	50	69	1,484	load
5	substance, material	44	46	35	35	42	31	34	47	36	33	35	46	40	35	49	37	44	43	31	27	36	33	39	878	substance, material
7	environment	31	25	26	23	14	29	21	21	21	14	26	21	34	26	31	25	22	23	21	33	18	25	30	560	environment
	total	1,090	1,050	996	952	1,082	983	994	1,010	973	1,019	1,000	1,018	998	945	944	954	977	907	948	996	1,007	996	1,132	22,971	total

Transition of fatal and non-fatal accidents in middle causal agents in code no. 010101 meat/dairy products (1999-2021)

code	Causal (M) agents	1999	2000	2001	2002	2003	2004	2005	2006	2007	2008	2009	2010	2011	2012	2013	2014	2015	2016	2017	2018	2019	2020	2021	total	Causal (M) agents
41	temporary buildings, establishments	203	193	208	213	226	223	209	246	231	276	244	250	247	236	242	238	272	247	254	261	272	274	286	5,551	temporary buildings, establishments
91	other causal agent	25	19	24	11	17	19	19	18	20	16	16	14	12	10	10	29	17	16	21	18	18	44	159	572	other causal agent
16	general machine	269	294	262	254	272	239	257	219	210	227	212	198	217	193	181	163	204	174	190	193	201	173	152	4,954	general machine
36	human power machine, tools	191	174	173	147	174	149	169	164	165	165	175	169	154	157	150	146	158	121	128	144	149	153	133	3,608	human power machine, tools
37	tools	63	55	53	51	66	65	58	73	70	75	71	77	69	64	68	77	58	93	88	80	80	84	97	1,635	tools
61	load	65	66	63	69	86	56	57	65	57	52	58	67	78	70	63	73	57	62	65	66	70	50	69	1,484	load
22	conveying machine	85	75	76	77	100	78	66	73	74	60	75	72	59	66	63	70	49	43	56	54	60	68	61	1,560	conveying

																										machine
92	no causal agent	32	25	15	19	26	18	23	29	23	28	30	31	26	32	30	39	36	29	42	35	48	40	55	711	no causal agent
39	other equipments, facilities	28	25	18	26	24	30	34	26	33	40	23	39	26	33	28	37	31	38	31	42	29	33	31	705	other equipments, facilities
71	natural environment	31	25	26	23	14	29	21	21	21	14	26	21	34	26	31	25	22	23	21	33	18	25	30	560	natural environment
52	materials	35	33	24	23	25	18	25	30	26	18	29	30	27	23	31	23	28	24	23	18	26	23	26	588	materials
51	hazards, harmful substances	9	13	11	12	17	13	9	17	10	15	6	16	13	12	18	14	16	19	8	9	10	10	13	290	hazards, harmful substances
23	vehicle	10	17	18	4	10	15	18	5	13	13	12	16	18	3	12	3	10	6	8	13	9	5	8	246	vehicle
12	power transmission mechanism	9	10	3	7	7	6	10	3	8	8	5	6	6	7	6	5	5	5	2	11	2	6	5	142	power transmission mechanism
21	crane	5	11	3	2	7	2	4	6	1	2	4	4	6	3	2	3	4	1	2	4	3	1	2	82	crane
34	kiln, caldron	2	1	1	2	2	2	1	5	3	1	1	3	1	3	4	2	1	1	3	3	3	2	2	49	kiln, caldron
35	electric equipment	2	2	2			8	2	3	1	1	1		1	2		2	4	1	2	2	2		2	40	electric equipment
99	unclassifiable	3	2	3	1	2	4	3	1	2	1	2	1	3	3	1	1	1	3	1	2	1		1	42	unclassifiable
15	metal manufacturing machine	18	4	5	5	2	1	4	2	2	1	2	1		1		2				4	1	3		58	metal manufacturing machine
31	pressure vessel	3	2	3	2	2	2	2	2	2	1	3			1	2	1	2	1	1	1				33	pressure vessel
																										woodworking

13	woodworking machine	1	2	3	1	3	3	2	1	1	3	1		1		2		1			1	1			27	machine
14	construction machine	1	1		2		1		1		1	3	1									2	1		14	construction machine
11	engine		1				1	1				1					1			2	2	1	1		11	engine
32	chemical facilities			2	1		1				1		1					1							7	chemical facilities
17	mobile silviculture machine																					1			1	mobile silviculture machine
33	welding equipment												1												1	welding equipment
	total	1,090	1,050	996	952	1,082	983	994	1,010	973	1,019	1,000	1,018	998	945	944	954	977	907	948	996	1,007	996	1,132	22,971	total

Transition of fatal and non-fatal accidents in small causal agents in code no. 010101 meat/dairy products (1999-2021)

code	Causal (S) agents	1999	2000	2001	2002	2003	2004	2005	2006	2007	2008	2009	2010	2011	2012	2013	2014	2015	2016	2017	2018	2019	2020	2021	total	Causal (S) agents
911	other causal agent			24		17		19	18	20	16	16	14	12	10	10	29	17	16	21	18	18	44	159	498	other causal agent
417	passage			94		107		96	119	97	138	128	131	126	126	141	123	131	109	133	155	144	138	158	2,394	passage
165	food manufacturing machine			211		202		192	162	163	182	163	145	156	151	132	124	153	131	137	140	136	120	109	2,909	food manufacturing machine
364	hand tool			127		133		133	123	125	112	121	126	110	113	100	99	106	75	84	90	94	83	79	2,033	hand tool
379	other tools			33		43		39	37	54	49	46	44	44	40	45	48	33	59	61	59	60	65	67	926	other tools
611	load			60		82		57	63	56	46	55	66	77	69	61	70	52	60	63	65	65	50	66	1,183	load
921	no causal agent			15		26		23	29	23	28	30	31	26	32	30	39	36	29	42	35	48	40	55	617	no causal agent
362	human power hauling equipment			46		41		36	38	37	51	52	43	44	43	49	47	51	46	43	52	49	60	49	877	human power hauling equipment

416	working platform, boot board			47		53		36	43	52	47	47	39	40	41	32	49	62	48	51	34	46	49	47	863	working platform, boot board
169	other general power machines			44		65		58	52	45	41	43	45	53	40	42	30	41	42	44	48	58	46	41	878	other general power machines
391	other equipment, facilities			18		24		34	26	33	40	23	39	26	33	28	37	31	38	31	42	29	33	31	596	other equipment, facilities
413	stairs, landing stage			25		22		31	35	27	29	30	24	38	27	31	30	37	29	24	40	34	34	30	577	stairs, landing stage
371	ladder			20		23		19	35	15	26	25	33	25	23	22	29	24	33	27	21	20	19	30	469	ladder
419	other temporary buildings, establishments			13		16		14	17	17	17	15	23	14	15	16	11	13	21	14	18	22	28	30	334	other temporary buildings, establishments
224	conveyor			25		40		36	29	31	31	27	32	24	25	26	23	16	15	23	15	26	26	25	495	conveyor
719	other environments			22		6		15	13	12	10	20	12	20	22	21	17	16	19	12	17	12	13	20	299	other environments
418	building, establishment			24		25		26	29	34	38	19	29	27	22	19	22	26	37	31	13	22	20	19	482	building, establishment
221	truck			22		19		20	20	21	10	21	20	15	20	15	27	16	14	16	21	20	24	19	360	truck
529	other materials			17		14		15	24	13	10	20	18	17	12	23	17	18	19	16	10	13	17	18	311	other materials
222	forklift			27		35		10	20	19	17	23	12	14	15	19	20	17	13	14	16	12	14	15	332	forklift
519	other hazards, harmful substances			6		7		6	12	3	7	5	9	10	7	9	10	7	10	5	5	4	5	9	136	other hazards, harmful substances
715	high/cold temperature environment			3		4		5	5	4	4	5	8	4	4	6	7	6	4	9	12	5	11	9	115	high/cold temperature environment
231	cars, bus, motorcycle			18		9		17	5	13	13	12	16	18	3	12	3	10	5	8	13	9	4	8	196	cars, bus, motorcycle

521	metal material			2		9		6	5	10	7	9	9	8	8	5	5	9	5	5	7	7	5	7	128	metal material
121	power transmission mechanism			3		7		10	3	8	8	5	6	6	7	6	5	5	5	2	11	2	6	5	110	power transmission mechanism
514	harmful substance			3		9		3	3	7	8	1	7	1	5	8	3	7	8	3	4	6	5	4	95	harmful substance
361	human power cranes								2			1						1			1	4	10	4	23	human power cranes
612	machine/equipment as load			3		4			2	1	6	3	1	1	1	2	3	5	2	2	1	5		3	45	machine/equipment as load
229	other powered conveying machines			1		6			4	3	2	4	8	5	6	3			1	2	2	1	3	2	53	other powered conveying machines
341	kiln, caldron			1		2		1	4	3	1		3		2	2	2	1	1	3	2	2	1	2	33	kiln, caldron
214	elevator, lift			1		2		1	2	1	1	2	2	4		1	3	4	1		2	1	1	2	31	elevator, lift
414	opening			3					1	2	2	2		1	3	1	1	1	2	1	1	3	3	2	29	opening
351	transmission			1					1	1	1				1			2	1	1	2	2		2	15	transmission
162	mixer, grinder			7		2		4	4	1	2	3	3	2	2	4	7	5		5	4	2	6	1	64	mixer, grinder
522	lumber, bamboo			4		2		4		3	1		2	2	2	3	1	1		2	1	5	1	1	35	lumber, bamboo
999	unclassifiable			3		2		3	1	2	1	2	1	3	3	1	1	1	3	1	2	1		1	32	unclassifiable
713	water			1		2		1	3	4			1	8		2					2	1	1	1	27	water
363	human power machine								1	3	2	1			1	1				1	1	2		1	14	human power machine
161	centrifugal machine								1															1	2	centrifugal machine
163	roll machine (except printingroll machine)							2			2	2	5	5		2	1	5	1	3	1	5			34	roll machine (except printingroll machine)
	roof, beam, haze,																									roof, beam, haze,

415	crossbeam, principal rafter			1		2		4	2	2	4	2	4	1	1	2	2	1					2		30	crossbeam, principal rafter
159	other metal manufacturing machines			4		2		2	1	1	1	1	1		1		1				2		2		19	other metal manufacturing machines
312	pressure vessel			3		1		1	1	2		2			1	2	1	2		1	1				18	pressure vessel
219	other powered crane			2		3		1	2			1	1	2	1	1					1				15	other powered crane
211	crane					1		1			1	1	1		2					2	1	2			12	crane
131	circular sawing machine			1		3		2	1	1				1				1			1				11	circular sawing machine
359	other electrical equipment			1				2	2			1		1	1		1	1		1					11	other electrical equipment
411	scaffolding			1		1		2			1	1			1			1	1			1			10	scaffolding
111	engine							1				1					1			2	2	1	1		9	engine
349	other kiln, caldron								1			1		1	1	2					1	1	1		9	other kiln, caldron
141	leveling, transporting or loading machine								1			3	1									2	1		8	leveling, transporting or loading machine
153	grinding machine, buffing machine							1	1			1					1				2		1		7	grinding machine, buffing machine
132	band sawing machine			2							2	1				1									6	band sawing machine
167	industrial robot					2										1	1			1			1		6	industrial robot
372	slinging tool								1	1					1	1		1	1						6	slinging tool
	natural ground,																									natural ground,

711	rock					2				1		1										2				6	rock
321	chemical facilities			2							1		1					1								5	chemical facilities
511	explosive substance			1					1							1	1		1							5	explosive substance
523	stone, sand, substance			1					1				1		1								1			5	stone, sand, substance
212	mobile crane					1		1	2																	4	mobile crane
239	other vehicles					1		1											1					1		4	other vehicles
513	inflammable gas			1					1					1				1								4	inflammable gas
166	printing machine							1		1				1												3	printing machine
225	loader													1						1			1			3	loader
311	boiler					1						1							1							3	boiler
319	other pressure vessels							1	1		1															3	other pressure vessels
512	inflammable substance					1								1				1								3	inflammable substance
712	standing tree													2			1									3	standing tree
152	drill press, milling machine			1				1																		2	drill press, milling machine
164	injection molding machine					1						1														2	injection molding machine
223	railway equipment			1																			1			2	railway equipment
352	electric power facilities																1	1								2	electric power facilities
714	abnormal environment															2										2	abnormal environment

133	wood planer machine																					1			1	wood planer machine
136	chain saw										1														1	chain saw
139	other woodworking machines															1									1	other woodworking machines
149	other construction machines										1														1	other construction machines
154	power press									1															1	power press
155	forging pressure hammer																					1			1	forging pressure hammer
171	felling machine																					1			1	felling machine
339	other welding equipment												1												1	other welding equipment
134	hollow chisel mortiser, wood borer																									hollow chisel mortiser, wood borer
135	chamfering machine, router, woodworking milling machine																									chamfering machine, router, woodworking milling machine
142	excavating machine																									excavating machine
143	foundation work machine																									foundation work machine
144	hardening machine																									hardening machine
145	demolition machine																									demolition machine

146	vehicle for high lift work																									vehicle for high lift work
151	lathe																									lathe
156	shearing machine																									shearing machine
172	mobile logging machine																									mobile logging machine
173	skyline yarding machine																									skyline yarding machine
179	other mobile silviculture machine																									other mobile silviculture machine
213	derrick crane																									derrick crane
215	cargo lifting appliance																									cargo lifting appliance
216	gondola																									gondola
217	lumberyard equipment, logging cableway																									lumberyard equipment, logging cableway
218	simple skyline yarding equipment																									simple skyline yarding equipment
226	straddle carrier																									straddle carrier
227	rough terrain hauler																									rough terrain hauler
232	railway vehicle																									railway vehicle
331	gas welding equipment																									gas welding equipment
332	arc welding equipment																									arc welding equipment

342	industrial dryer																									industrial dryer
412	timbering																									timbering
515	radiation																									radiation
	total			996		1,082		994	1,010	973	1,019	1,000	1,018	998	945	944	954	977	907	948	996	1,007	996	1,132	18,896	total

Transition of fatal and non-fatal accidents in type of accidents in code no. 010101 meat/dairy products (1999-2021)

code	Type of accidents	1999	2000	2001	2002	2003	2004	2005	2006	2007	2008	2009	2010	2011	2012	2013	2014	2015	2016	2017	2018	2019	2020	2021	total	Type of accidents
02	falling to same level	199	189	213	201	208	215	198	230	215	252	232	245	259	252	244	240	252	252	260	266	279	299	280	5,480	falling to same level
07	caught in/between	245	231	218	224	236	225	208	195	197	182	187	199	185	158	164	164	183	162	163	179	177	150	153	4,385	caught in/between
08	cut	299	289	267	219	258	217	261	234	217	243	241	219	209	214	193	177	197	150	181	177	186	158	148	4,954	cut
90	others	13	9	5	5	8	5	5	6	8	5	7	5	9	3	4	19	7	5	7	7	3	32	148	325	others
19	reaction to motion/improper motion	65	61	44	58	77	65	67	69	77	68	82	77	76	96	80	88	91	78	90	94	94	93	117	1,807	reaction to motion/improper motion
01	fall from height	67	65	61	67	71	83	61	82	66	80	66	76	76	64	59	75	57	68	69	75	69	78	85	1,620	fall from height
03	crash	36	32	30	28	54	29	33	46	39	51	49	44	29	22	45	39	41	50	37	41	50	55	46	926	crash
04	struck by flying or falling object	54	57	55	52	51	49	51	48	54	45	34	52	55	43	53	51	43	45	46	41	46	43	42	1,110	struck by flying or falling object
06	crashed by	33	34	34	35	36	30	32	23	34	27	40	28	30	32	29	34	32	26	20	38	33	28	42	730	crashed by
11	contact to high/low-temperature	38	36	26	28	30	32	34	43	31	30	30	31	25	28	36	34	38	36	38	47	32	33	40	776	contact to high/low-temperature
05	collapse	10	13	15	13	25	10	14	15	12	10	15	11	12	13	10	13	12	19	17	13	13	15	14	314	collapse

12	contact to harmful substance	7	5	7	9	13	4	7	8	9	12	3	12	6	9	12	9	10	10	7	7	10	9	10	195	contact to harmful substance
17	traffic accident (public road)	13	23	15	8	10	17	21	7	10	12	11	17	17	6	14	11	11	3	10	10	11	3	6	266	traffic accident (public road)
99	unclassifiable	3	1	1	2	3	1	2	1	1	2	2		2	1				1	1	1	2		1	28	unclassifiable
09	injury to the sole of the foot	1	1	1	1		1		1	3			1		1			1		1		2			15	injury to the sole of the foot
13	electric shock	2	1	2	1				1					1	2	1			1						12	electric shock
16	fire		2	2					1					1	1			2							9	fire
15	burst	2			1	1							1						1	1					7	burst
10	drown	1												5											6	drown
18	traffic accident (others)	2	1									1		1											5	traffic accident (others)
14	explosion					1																			1	explosion
	total	1,090	1,050	996	952	1,082	983	994	1,010	973	1,019	1,000	1,018	998	945	944	954	977	907	948	996	1,007	996	1,132	22,971	total

Transition of fatal and non-fatal accidents in workers ages in code no. 010101 meat/dairy products (1999-2021)

code	Age	1999	2000	2001	2002	2003	2004	2005	2006	2007	2008	2009	2010	2011	2012	2013	2014	2015	2016	2017	2018	2019	2020	2021	total	Age
6	60 years old or more	118	117	110	117	131	117	96	134	144	186	176	178	201	183	171	196	217	228	239	268	247	278	276	4,128	60 years old or more
5	50-59	363	347	316	304	363	336	348	337	321	337	300	294	292	294	251	279	267	245	243	224	254	229	270	6,814	50-59
4	40-49	251	257	224	191	209	201	213	207	180	177	183	192	172	169	188	199	197	175	187	202	197	185	218	4,574	40-49
2	20-29	183	154	184	167	171	151	153	145	144	148	144	159	150	128	134	112	130	111	131	143	143	144	201	3,430	20-29
3	30-39	147	146	138	142	176	153	148	163	168	152	172	171	162	158	175	152	153	134	136	141	144	139	153	3,523	30-39

1	19 years old or less	28	29	24	31	32	25	36	24	16	19	25	24	21	13	25	16	13	14	12	18	22	21	14	502	19 years old or less
	total	1,090	1,050	996	952	1,082	983	994	1,010	973	1,019	1,000	1,018	998	945	944	954	977	907	948	996	1,007	996	1,132	22,971	total

Transition of fatal and non-fatal accidents in workers scales in code no. 010101 meat/dairy products (1999-2021)

code	Workers scale	1999	2000	2001	2002	2003	2004	2005	2006	2007	2008	2009	2010	2011	2012	2013	2014	2015	2016	2017	2018	2019	2020	2021	total	Workers scale
5	100-299	320	313	278	279	304	301	290	289	305	336	279	348	314	336	315	337	312	332	335	337	355	345	448	7,408	100-299
4	50-99	213	189	186	177	206	206	177	205	211	204	211	197	194	187	199	195	204	193	193	215	222	260	263	4,707	50-99
6	300 workers or more	90	80	107	78	108	93	118	124	119	95	150	141	144	132	132	128	150	140	127	160	160	153	147	2,876	300 workers or more
3	30-49	186	167	163	157	177	135	156	171	145	176	137	139	134	124	142	135	148	106	112	105	105	97	122	3,239	30-49
2	10-29	187	201	187	180	200	156	182	154	133	146	177	140	155	117	121	123	123	95	129	143	124	97	118	3,388	10-29
1	9 workers or less	94	100	75	81	87	92	71	67	60	62	46	53	57	49	35	36	40	41	52	36	41	44	34	1,353	9 workers or less
	total	1,090	1,050	996	952	1,082	983	994	1,010	973	1,019	1,000	1,018	998	945	944	954	977	907	948	996	1,007	996	1,132	22,971	total

Transition of fatal and non-fatal accidents in months in code no. 010101 meat/dairy products (1999-2021)

code	Month	1999	2000	2001	2002	2003	2004	2005	2006	2007	2008	2009	2010	2011	2012	2013	2014	2015	2016	2017	2018	2019	2020	2021	total	Month
8	August	96	83	77	87	89	92	77	96	94	87	94	86	79	90	78	82	73	75	93	69	83	77	146	2,003	August
4	April	104	70	93	78	107	97	93	86	77	69	90	76	68	74	78	69	79	95	62	84	70	74	129	1,922	April
7	July	102	115	87	78	97	94	90	92	74	99	99	92	100	83	80	78	80	76	70	92	98	94	99	2,069	July
9	September	100	93	64	85	94	70	86	89	85	80	79	71	76	80	68	76	79	74	90	89	76	63	97	1,864	September
10	October	96	82	76	92	103	80	73	83	88	88	87	96	94	84	92	78	87	71	79	89	94	109	90	2,011	October
12	December	92	85	84	73	100	67	86	88	85	74	75	85	97	79	76	95	83	70	64	87	85	88	89	1,907	December
5	May	90	98	96	80	106	74	84	82	77	92	68	72	98	76	72	76	84	67	76	88	87	88	86	1,917	May
3	March	88	95	84	74	66	92	91	94	73	89	79	94	84	83	80	73	86	69	76	88	73	69	86	1,886	March

1	January	81	66	91	79	81	84	91	65	64	81	86	68	75	69	81	80	83	80	79	94	83	69	81	1,811	January
6	June	93	93	75	76	77	98	80	75	88	91	91	92	77	66	71	71	91	80	89	62	90	93	79	1,898	June
11	November	70	85	85	72	77	74	78	78	96	77	71	93	74	78	88	92	81	71	96	72	89	81	79	1,857	November
2	February	78	85	84	78	85	61	65	82	72	92	81	93	76	83	80	84	71	79	74	82	79	91	71	1,826	February
	total	1,090	1,050	996	952	1,082	983	994	1,010	973	1,019	1,000	1,018	998	945	944	954	977	907	948	996	1,007	996	1,132	22,971	total

Transition of fatal and non-fatal accidents in prefectures in code no. 010101 meat/dairy products (1999-2021)

code	Prefecture	1999	2000	2001	2002	2003	2004	2005	2006	2007	2008	2009	2010	2011	2012	2013	2014	2015	2016	2017	2018	2019	2020	2021	total	Prefecture
11	Saitama	38	28	46		63		42	41	37	57	43	50	43	53	51	63	54	52	50	46	53	64	84	1,058	Saitama
1	Hokkaido	65	82	69		71		73	82	72	80	71	68	58	60	83	62	67	68	73	78	64	59	78	1,483	Hokkaido
33	Okayama	16	11	13		20		15	9	20	14	20	14	10	8	18	18	20	13	11	10	18	47	73	398	Okayama
46	Kagoshima	74	77	87		77		84	63	62	56	56	54	51	71	60	56	59	49	61	64	64	56	66	1,347	Kagoshima
45	Miyazaki	57	77	58		45		46	39	42	53	49	85	77	47	52	41	35	41	32	37	52	39	65	1,069	Miyazaki
12	Chiba	42	41	24		39		36	37	55	28	27	36	47	37	35	35	44	28	40	57	40	32	53	813	Chiba
14	Kanagawa	33	22	16		29		34	36	29	37	36	41	38	36	33	42	33	30	23	28	41	42	53	712	Kanagawa
40	Fukuoka	38	48	44		41		23	43	39	40	36	44	36	23	29	36	28	32	28	36	30	33	50	757	Fukuoka
7	Fukushima	14	12	18		11		11	11	10	11	10	12	7	13	7	10	3	8	13	11	9	10	47	258	Fukushima
8	Ibaraki	37	36	29		47		63	52	43	49	46	53	57	46	32	44	51	45	48	43	58	51	45	975	Ibaraki
27	Osaka	28	26	27		44		25	26	35	47	38	33	37	26	17	29	37	29	35	42	38	35	42	696	Osaka
28	Hyogo	35	34	28		29		28	37	45	52	40	30	29	37	38	40	39	37	37	51	50	44	35	795	Hyogo
23	Aichi	33	32	33		31		41	31	28	41	23	41	50	33	34	29	47	34	45	34	30	37	31	738	Aichi
43	Kumamoto	51	28	34		45		39	44	32	27	26	29	41	30	42	27	34	27	28	43	39	35	28	729	Kumamoto
3	Iwate	46	49	48		41		33	46	40	31	36	41	38	23	24	25	33	29	29	34	25	25	27	723	Iwate
36	Tokushima	23	23	17		20		23	18	15	19	17	18	14	16	17	8	20	17	14	13	15	19	23	369	Tokushima

15	Niigata	23	17	24		33		24	24	21	31	35	22	23	19	23	26	23	19	29	31	21	38	22	528	Niigata
10	Gunma	53	41	27		36		26	29	38	37	39	24	25	28	25	32	28	38	35	27	26	33	21	668	Gunma
34	Hiroshima	27	15	20		18		29	20	19	17	19	20	19	25	22	20	18	18	18	17	16	18	20	415	Hiroshima
13	Tokyo	18	22	15		19		19	27	10	15	18	19	19	16	19	11	22	9	15	22	10	13	19	357	Tokyo
21	Gifu	29	19	23		12		14	9	10	12	11	13	12	8	6	15	16	9	12	10	18	22	19	299	Gifu
4	Miyagi	33	17	18		14		23	28	19	31	32	21	20	19	21	14	21	9	7	16	25	14	18	420	Miyagi
2	Aomori	15	21	20		23		18	14	24	21	17	17	20	20	21	22	17	20	27	24	15	17	18	411	Aomori
20	Nagano	12	16	9		10		12	23	9	10	21	11	9	10	9	10	15	21	6	14	16	18	18	279	Nagano
6	Yamagata	11	15	16		18		7	21	17	10	16	14	15	23	13	12	13	16	13	16	15	15	17	313	Yamagata
22	Shizuoka	26	28	23		32		29	25	17	27	27	24	23	21	34	26	26	32	34	31	28	19	14	546	Shizuoka
47	Okinawa	20	18	13		13		9	11	18	8	16	10	12	16	12	13	10	10	12	11	19	18	14	283	Okinawa
9	Tochigi	17	19	13		14		11	9	9	8	10	15	7	16	11	15	15	14	16	11	13	7	13	263	Tochigi
41	Saga	24	19	24		23		27	22	24	23	12	11	20	14	26	21	20	27	23	22	26	19	12	439	Saga
42	Nagasaki	26	17	21		13		18	18	10	16	25	33	17	28	13	32	22	19	20	23	17	12	12	412	Nagasaki
35	Yamaguchi	10	10	14		19		19	9	10	19	17	20	12	18	17	19	15	11	14	19	13	14	12	311	Yamaguchi
26	Kyoto	10	11	13		14		16	9	18	9	9	10	13	15	9	4	10	10	13	9	11	14	11	238	Kyoto
31	Tottori	7	9	5		6		5	5	7	11	6	11	4	4	7	8	11	9	6	4	5	5	11	146	Tottori
38	Ehime	16	19	20		17		12	13	11	8	20	9	20	21	24	15	25	11	15	9	7	19	10	321	Ehime
17	Ishikawa	5	10	12		7		8	7	6	11	6	9	8	7	3	7	3	5	9	2	8	4	8	145	Ishikawa
24	Mie	13	23	14		21		11	15	19	9	25	12	15	12	16	18	8	17	12	17	19	12	7	315	Mie
37	Kagawa	12	17	13		18		10	12	9	7	6	8	19	10	8	10	7	5	7	5	8	4	6	201	Kagawa
18	Fukui	1	3	3		7		2	4	2	4	4	2	4	3	1	4	2	4	3	4	9	3	5	74	Fukui
19	Yamanashi	3	6	2		4		1	5	5	2	7	5	4	6	8	6	6	7	9	5	11	5	4	111	Yamanashi
44	Oita	11	4	14		8		6	9	6	2	6	5	4	3	5	4	2	3	4	3	5	1	4	109	Oita

30	Wakayama	10	7	2		5		4	4	9	5	6	5	2	4	1	1	5	2	3				4	79	Wakayama
16	Toyama	9	4	7		9		5	10	11	7	2	4	8	9	6	8	3	8	5	2	2	1	3	123	Toyama
5	Akita	4	2	2		6		5	6	4	2	4	4	3	7	6	7	4	3	8	5	4	9	3	98	Akita
39	Kochi	7	5	3				5	3	4	9	2	5	1	1	2	4	3	8	4	1	7	5	3	82	Kochi
29	Nara	2		2		1		1			1	2	1		1	1	1	1	1	1	6	1	3	2	28	Nara
25	Shiga	2	4	10		6			4	1	3	5	4	4	1	3	2	1	2	1	1	5	5	1	65	Shiga
32	Shimane	4	6	3		3		2		2	2	1	1	3	1		2	1	1		2	1	1	1	37	Shimane
	total	1,090	1,050	996		1,082		994	1,010	973	1,019	1,000	1,018	998	945	944	954	977	907	948	996	1,007	996	1,132	21,036	total

Data source : https://anzeninfo.mhlw.go.jp/user/anzen/tok/anst00.htm

Return to https://www.jisha.or.jp/english/statistics/202211_23.html