Transition of fatal and non-fatal accidents in each element like as causal agents, type of accidents, etc. in code no. 010105 alcoholic drinks (1999-2021)

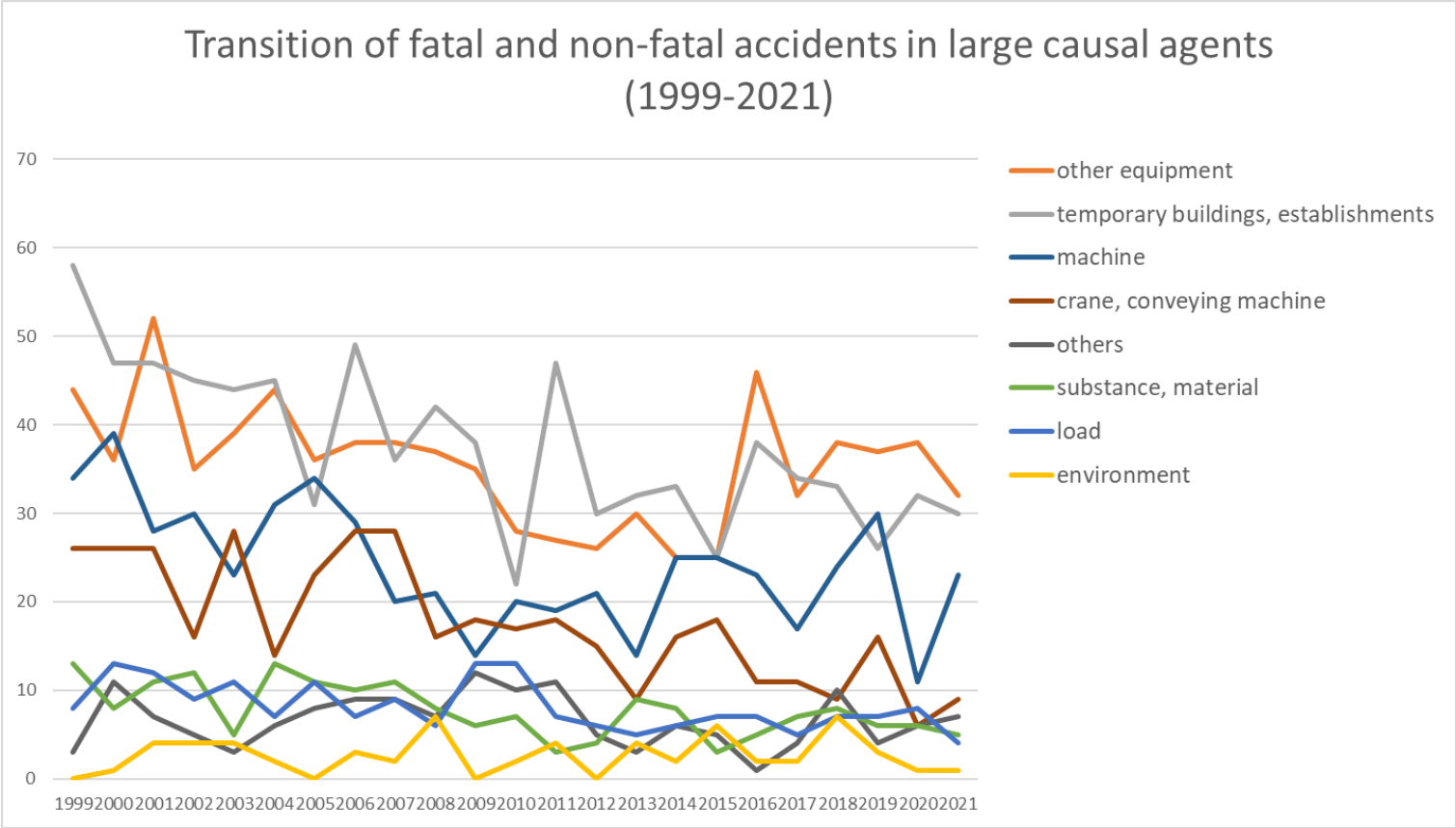

Transition of fatal and non-fatal accidents in large causal agents in code no. 010105 alcoholic drinks (1999-2021)

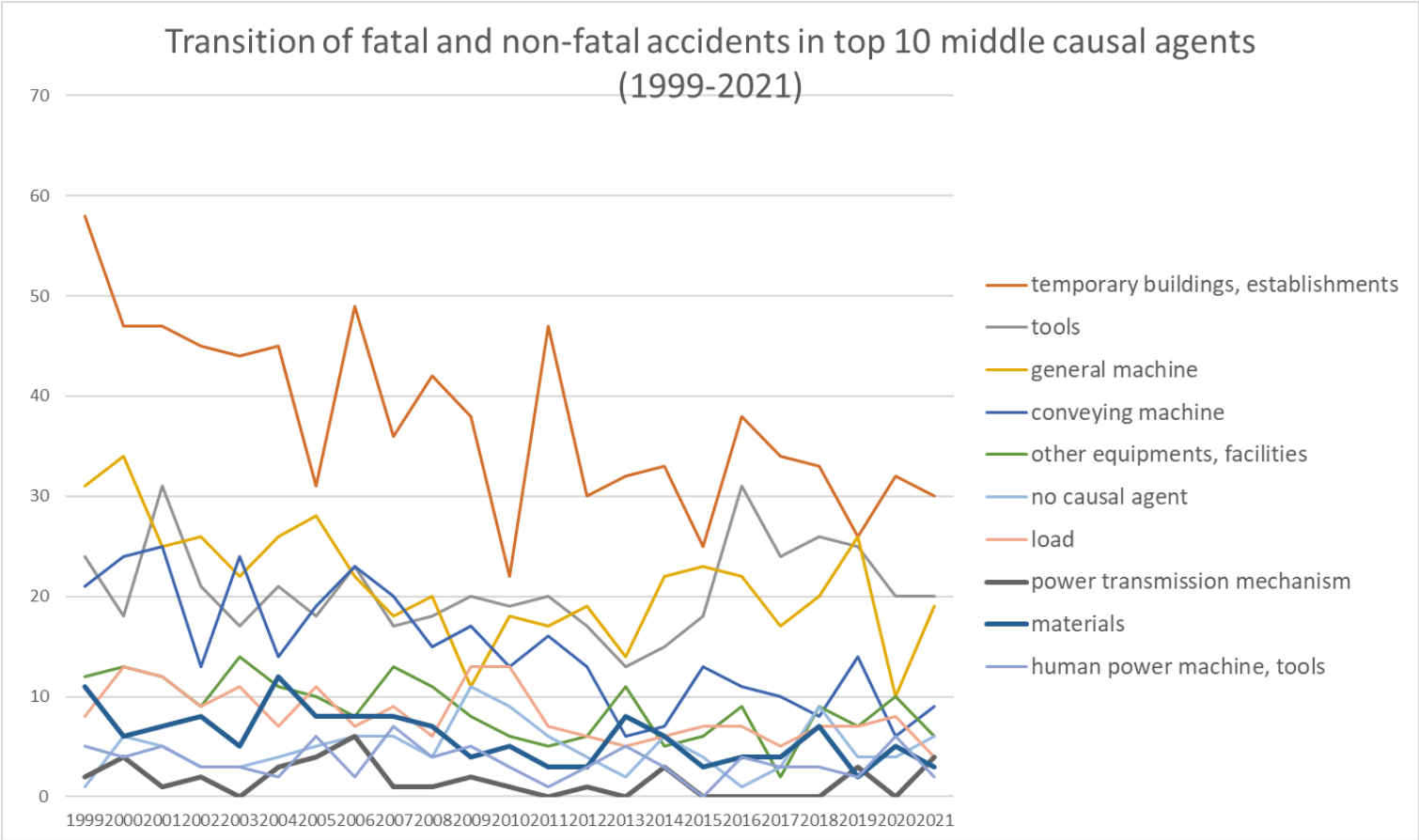

Transition of fatal and non-fatal accidents in middle causal agents in code no. 010105 alcoholic drinks (1999-2021)

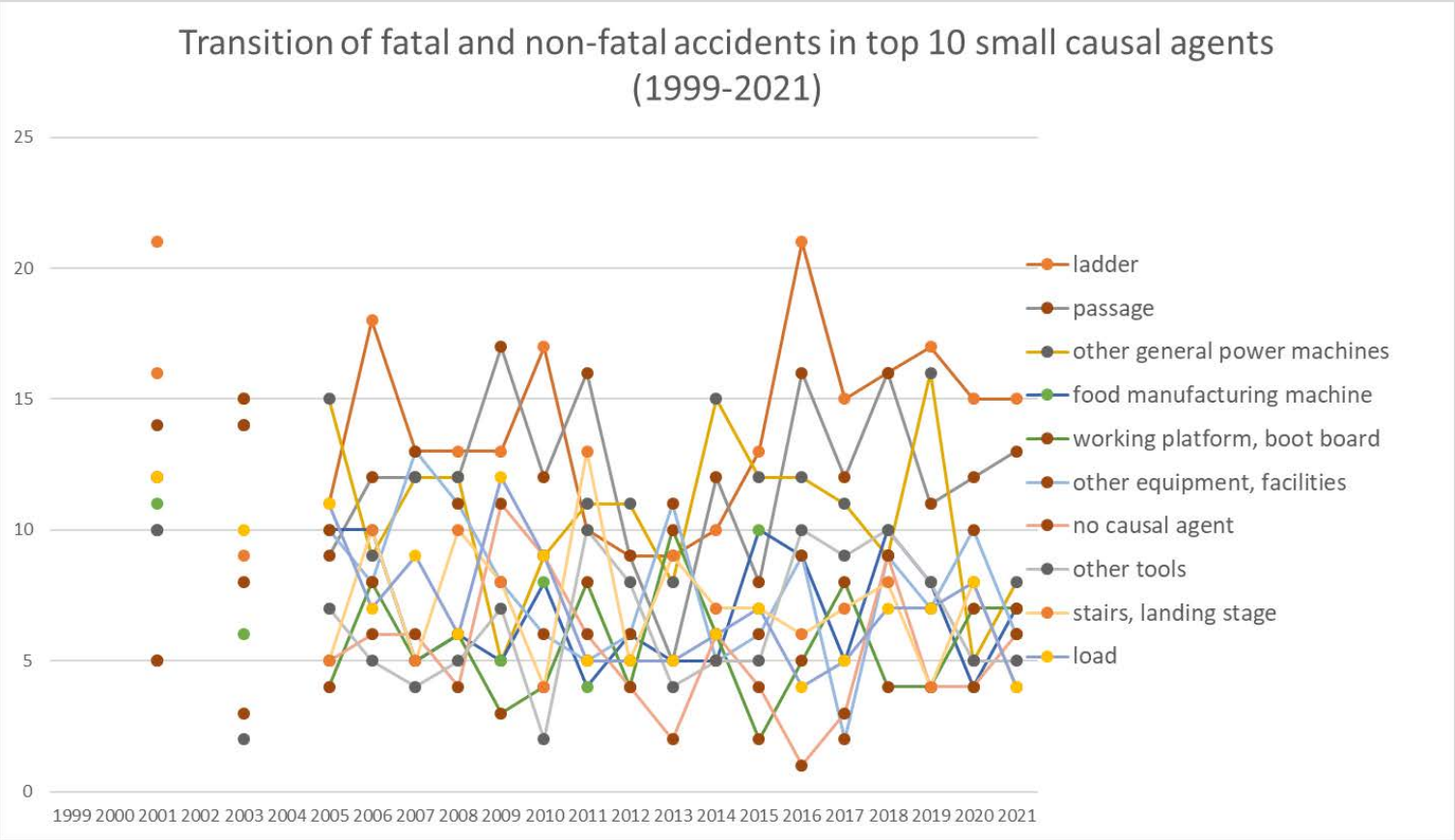

Transition of fatal and non-fatal accidents in small causal agents in code no. 010105 alcoholic drinks (1999-2021)

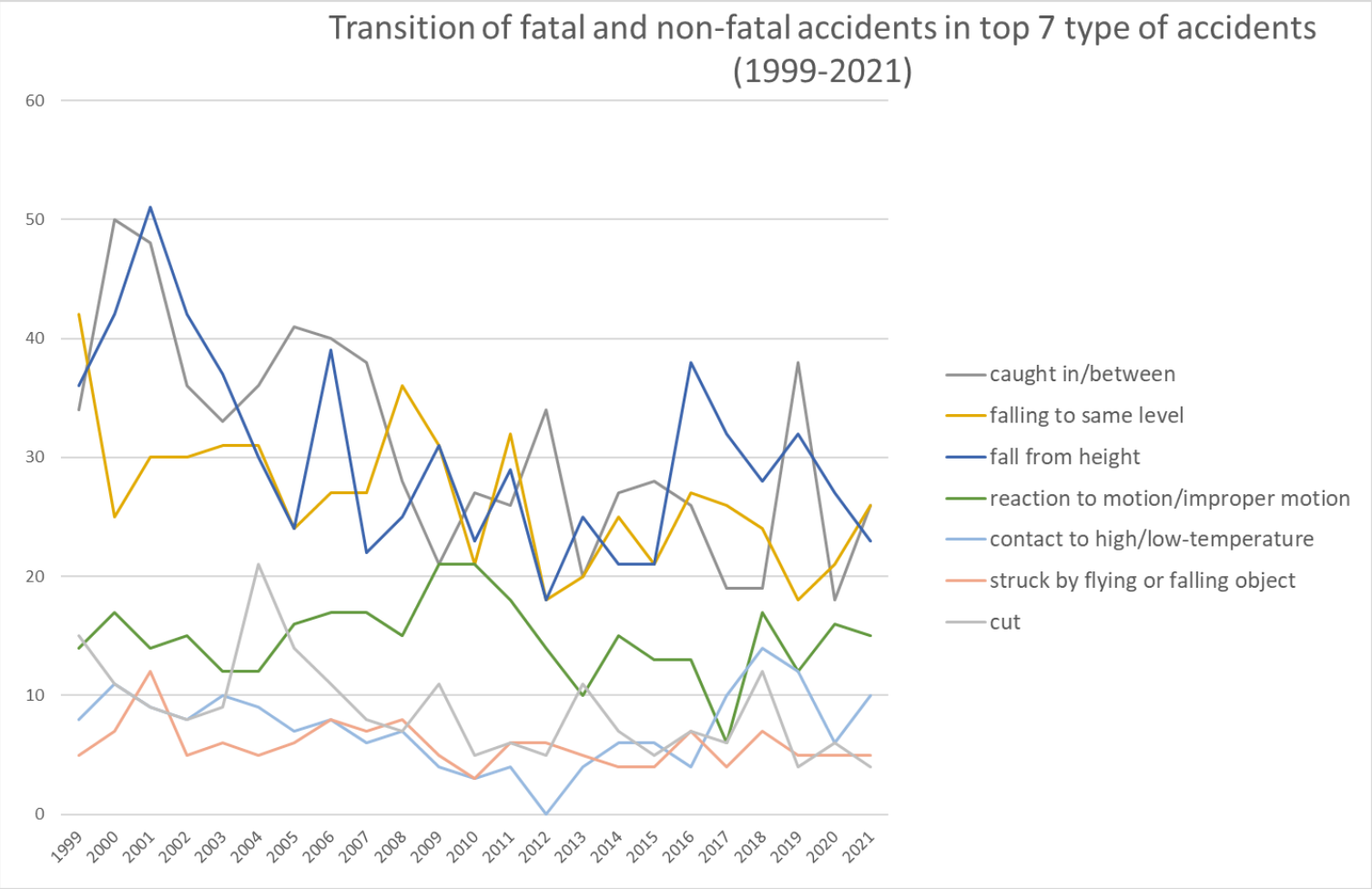

Transition of fatal and non-fatal accidents in type of accidents in code no. 010105 alcoholic drinks (1999-2021)

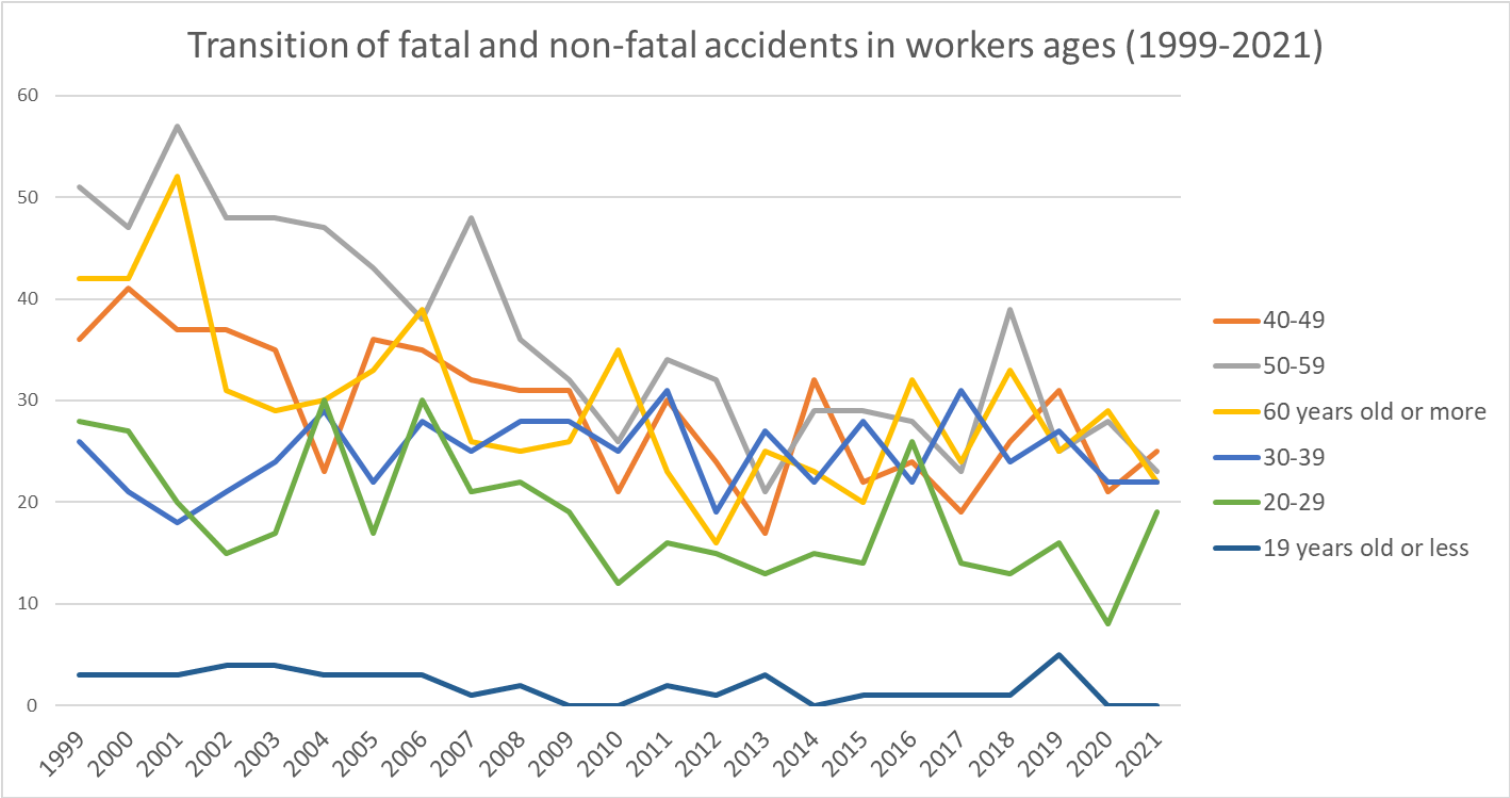

Transition of fatal and non-fatal accidents in workers ages in code no. 010105 alcoholic drinks (1999-2021)

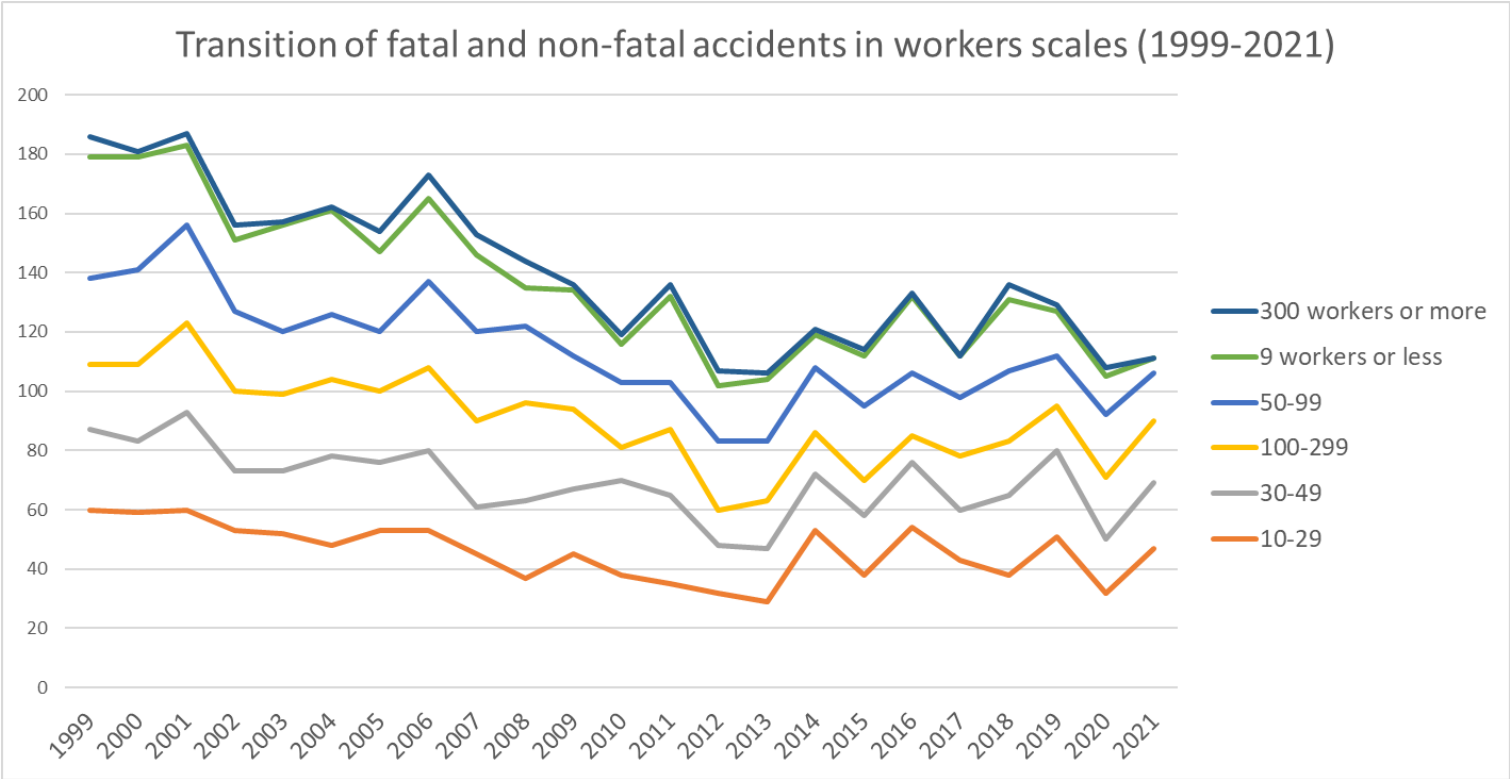

Transition of fatal and non-fatal accidents in workers scales in code no. 010105 alcoholic drinks (1999-2021)

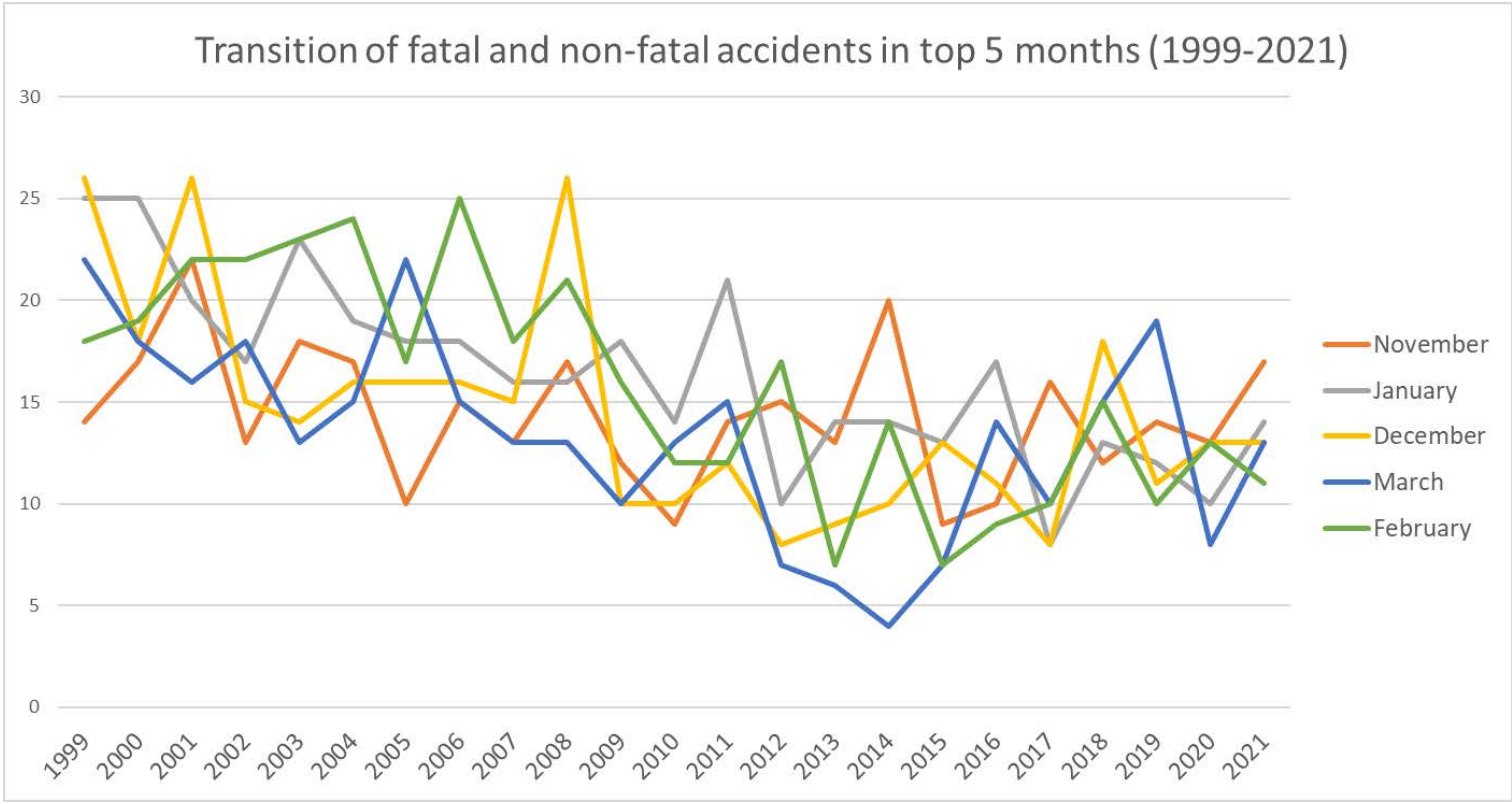

Transition of fatal and non-fatal accidents in months in code no. 010105 alcoholic drinks (1999-2021)

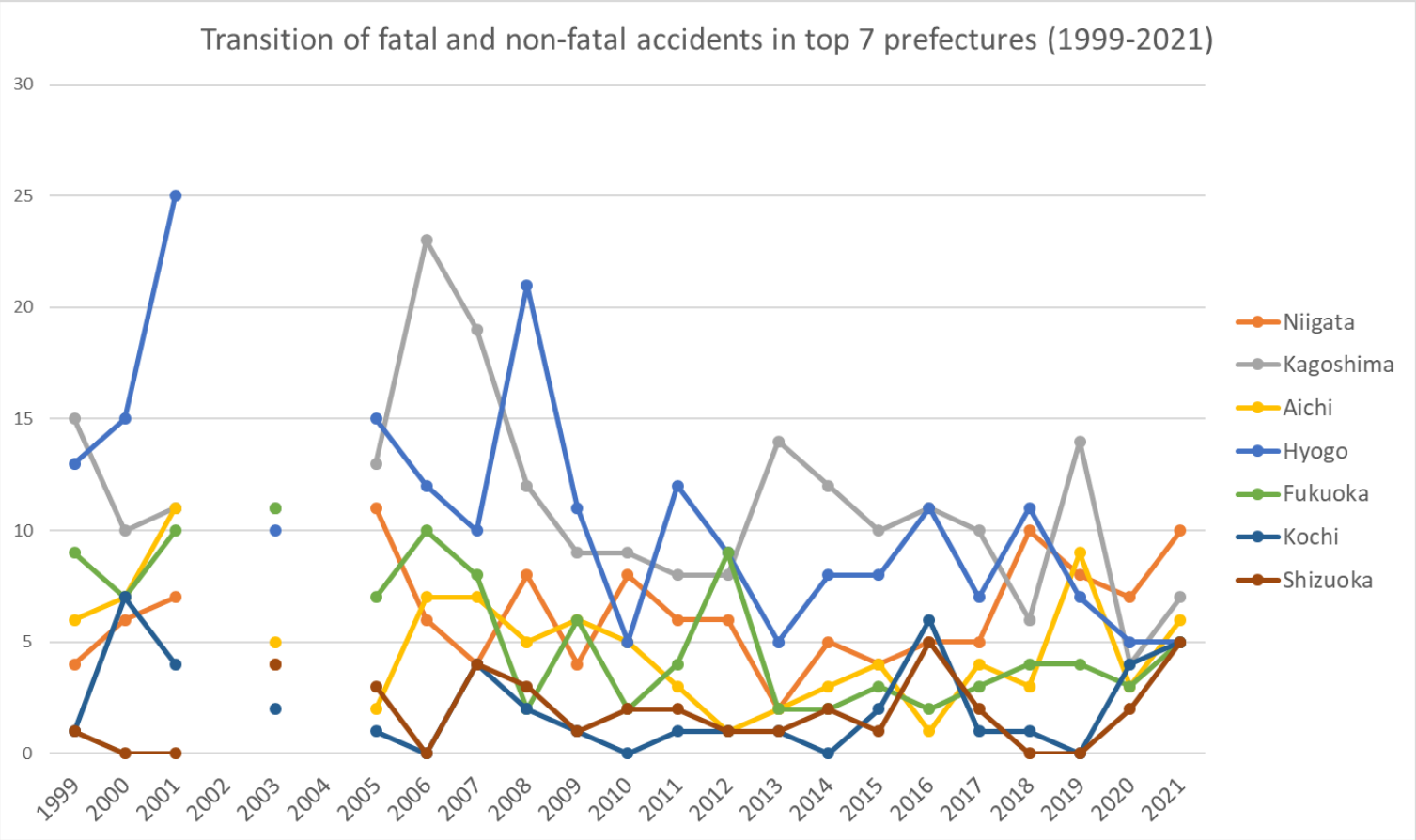

Transition of fatal and non-fatal accidents in prefectures in code no. 010105 alcoholic drinks (1999-2021)

Transition of fatal and non-fatal accidents in large causal agents in code no. 010105 alcoholic drinks (1999-2021)

code	Causal (L) agents	1999	2000	2001	2002	2003	2004	2005	2006	2007	2008	2009	2010	2011	2012	2013	2014	2015	2016	2017	2018	2019	2020	2021	total	Causal (L) agents
3	other equipment	44	36	52	35	39	44	36	38	38	37	35	28	27	26	30	25	25	46	32	38	37	38	32	818	other equipment
4	temporary buildings, establishments	58	47	47	45	44	45	31	49	36	42	38	22	47	30	32	33	25	38	34	33	26	32	30	864	temporary buildings, establishments

1	machine	34	39	28	30	23	31	34	29	20	21	14	20	19	21	14	25	25	23	17	24	30	11	23	555	machine
2	crane, conveying machine	26	26	26	16	28	14	23	28	28	16	18	17	18	15	9	16	18	11	11	9	16	6	9	404	crane, conveying machine
9	others	3	11	7	5	3	6	8	9	9	7	12	10	11	5	3	6	5	1	4	10	4	6	7	152	others
5	substance, material	13	8	11	12	5	13	11	10	11	8	6	7	3	4	9	8	3	5	7	8	6	6	5	179	substance, material
6	load	8	13	12	9	11	7	11	7	9	6	13	13	7	6	5	6	7	7	5	7	7	8	4	188	load
7	environment		1	4	4	4	2		3	2	7		2	4		4	2	6	2	2	7	3	1	1	61	environment
	total	186	181	187	156	157	162	154	173	153	144	136	119	136	107	106	121	114	133	112	136	129	108	111	3,221	total

Transition of fatal and non-fatal accidents in middle causal agents in code no. 010105 alcoholic drinks (1999-2021)

code	Causal (M) agents	1999	2000	2001	2002	2003	2004	2005	2006	2007	2008	2009	2010	2011	2012	2013	2014	2015	2016	2017	2018	2019	2020	2021	total	Causal (M) agents
41	temporary buildings, establishments	58	47	47	45	44	45	31	49	36	42	38	22	47	30	32	33	25	38	34	33	26	32	30	864	temporary buildings, establishments
37	tools	24	18	31	21	17	21	18	23	17	18	20	19	20	17	13	15	18	31	24	26	25	20	20	476	tools
16	general machine	31	34	25	26	22	26	28	22	18	20	11	18	17	19	14	22	23	22	17	20	26	10	19	490	general machine
22	conveying machine	21	24	25	13	24	14	19	23	20	15	17	13	16	13	6	7	13	11	10	8	14	6	9	341	conveying machine
39	other equipments, facilities	12	13	12	9	14	11	10	8	13	11	8	6	5	6	11	5	6	9	2	9	7	10	6	203	other equipments, facilities

92	no causal agent	1	6	5	3	3	4	5	6	6	4	11	9	6	4	2	6	4	1	3	9	4	4	6	112	no causal agent
61	load	8	13	12	9	11	7	11	7	9	6	13	13	7	6	5	6	7	7	5	7	7	8	4	188	load
12	power transmission mechanism	2	4	1	2		3	4	6	1	1	2	1		1		3					3		4	38	power transmission mechanism
52	materials	11	6	7	8	5	12	8	8	8	7	4	5	3	3	8	6	3	4	4	7	2	5	3	137	materials
36	human power machine, tools	5	4	5	3	3	2	6	2	7	4	5	3	1	3	5	3		4	3	3	2	6	2	81	human power machine, tools
51	hazards, harmful substances	2	2	4	4		1	3	2	3	1	2	2		1	1	2		1	3	1	4	1	2	42	hazards, harmful substances
34	kiln, caldron			1	1	3	3			1	1	1						1	2	1		2	1	2	20	kiln, caldron
71	natural environment		1	4	4	4	2		3	2	7		2	4		4	2	6	2	2	7	3	1	1	61	natural environment
91	other causal agent	2	4	2	1		2	3	3	3	3	1	1	4		1		1		1	1		2	1	36	other causal agent
31	pressure vessel		1	1			4	2	2		1			1		1	1			1			1	1	17	pressure vessel
32	chemical facilities	1		2		1			1		2											1		1	9	chemical facilities
23	vehicle	4	1	1	3	2		4	5	8		1	4	2	2	3	7	2			1	2			52	vehicle
13	woodworking machine				2	1						1			1			2	1		2	1	1		12	woodworking machine
21	crane	1	1			2					1						2	3		1					11	crane
35	electric equipment	2			1		3		2			1					1			1					11	electric

																											equipment
15	metal manufacturing machine	1	1	1			1	2	1													2				9	metal manufacturing machine
14	construction machine			1			1			1				1												4	construction machine
99	unclassifiable		1		1									1	1											4	unclassifiable
11	engine												1	1												2	engine
33	welding equipment					1																				1	welding equipment
17	mobile silviculture machine																										mobile silviculture machine
	total	186	181	187	156	157	162	154	173	153	144	136	119	136	107	106	121	114	133	112	136	129	108	111	3,221	total

Transition of fatal and non-fatal accidents in small causal agents in code no. 010105 alcoholic drinks (1999-2021)

code	Causal (S) agents	1999	2000	2001	2002	2003	2004	2005	2006	2007	2008	2009	2010	2011	2012	2013	2014	2015	2016	2017	2018	2019	2020	2021	total	Causal (S) agents
371	ladder			21		15		11	18	13	13	13	17	10	9	9	10	13	21	15	16	17	15	15	271	ladder
417	passage			14		15		9	12	12	12	17	12	16	9	5	12	8	16	12	16	11	12	13	233	passage
169	other general power machines			10		14		15	9	12	12	5	9	11	11	8	15	12	12	11	9	16	5	8	204	other general power machines
165	food manufacturing machine			11		6		10	10	5	6	5	8	4	6	5	5	10	9	5	10	8	4	7	134	food manufacturing machine
416	working platform, boot board			5		8		4	8	5	6	3	4	8	4	10	6	2	5	8	4	4	7	7	108	working platform, boot board

391	other equipment, facilities			12		14		10	8	13	11	8	6	5	6	11	5	6	9	2	9	7	10	6	158	other equipment, facilities
921	no causal agent			5		3		5	6	6	4	11	9	6	4	2	6	4	1	3	9	4	4	6	98	no causal agent
379	other tools			10		2		7	5	4	5	7	2	10	8	4	5	5	10	9	10	8	5	5	121	other tools
413	stairs, landing stage			16		9		5	10	5	10	8	4	13	5	9	7	7	6	7	8	4	8	4	145	stairs, landing stage
611	load			12		10		11	7	9	6	12	9	5	5	5	6	7	4	5	7	7	8	4	139	load
224	conveyor			16		10		9	12	10	9	5	7	11	8	2	3	6	3	4	6	7	1	4	133	conveyor
222	forklift			8		9		5	8	7	5	10	4	4	3	3	3	4	7	2	2	6	2	4	96	forklift
121	power transmission mechanism			1				4	6	1	1	2	1		1		3					3		4	27	power transmission mechanism
418	building, establishment			5		4		2	11	8	9	4		2	5	6	3	3	6	4	1	3	1	3	80	building, establishment
529	other materials			3		5		7	7	3	5	2	4	2		6	4	1	3	4	5	2	4	3	70	other materials
162	mixer, grinder			3		1		3	3	1	1			1	1		2	1	1		1	2	1	3	25	mixer, grinder
419	other temporary buildings, establishments			3		3		5	2	4	4	3	1	1	4		3	3	2	2	2	3	2	2	49	other temporary buildings, establishments
519	other hazards, harmful substances			4				2	1	2		2	2			1	2		1	2	1	4	1	2	27	other hazards, harmful substances
341	kiln, caldron			1		3				1		1							1	1		2	1	2	13	kiln, caldron
364	hand tool			2		1		3	2	5	2	5	1	1	2	4	2		3	1	2		4	1	41	hand tool
221	truck					5		4	3	1		2	2		1		1	2	1	3		1	2	1	29	truck
911	other causal agent			2				3	3	3	3	1	1	4		1		1		1	1		2	1	27	other causal agent
719	other environments			3		2			2		3		2	1		1	1	5	1	1	2		1	1	26	other environments

362	human power hauling equipment			3		2		3		2	2		1		1	1	1		1	1	1	2	1	1	23	human power hauling equipment
321	chemical facilities			2		1			1		2											1		1	8	chemical facilities
414	opening					1				1				2	1			1					1	1	8	opening
167	industrial robot					1					1				1									1	4	industrial robot
311	boiler																1						1	1	3	boiler
231	cars, bus, motorcycle			1		2		4	5	7			4	2	2	3	7	2			1	1			41	cars, bus, motorcycle
415	roof, beam, haze, crossbeam, principal rafter			2		2		5	4		1	1		3	2	2		1					1		24	roof, beam, haze, crossbeam, principal rafter
411	scaffolding			2		2		1	2	1		2	1	2			2		3	1	2	1			22	scaffolding
521	metal material			2				1		5	2	2		1	1	1	1	2			1		1		20	metal material
715	high/cold temperature environment			1							1			1		1	1	1		1	4	2			13	high/cold temperature environment
612	machine/equipment as load					1						1	4	2	1				3						12	machine/equipment as load
229	other powered conveying machines			1				1		2					1	1		1		1			1		9	other powered conveying machines
522	lumber, bamboo			1					1				1		2	1			1		1				8	lumber, bamboo
312	pressure vessel							1	1		1			1		1				1					6	pressure vessel
133	wood planer machine											1							1		2		1		5	wood planer machine
214	elevator, lift					1					1						2	1							5	elevator, lift

514	harmful substance							1		1	1				1					1					5	harmful substance
712	standing tree									1	1					2						1			5	standing tree
713	water					1			1		1			1							1				5	water
131	circular sawing machine					1									1			1				1			4	circular sawing machine
163	roll machine (except printingroll machine)			1										1		1				1					4	roll machine (except printingroll machine)
153	grinding machine, buffing machine			1																	2				3	grinding machine, buffing machine
319	other pressure vessels			1				1	1																3	other pressure vessels
714	abnormal environment					1					1			1											3	abnormal environment
111	engine												1	1											2	engine
159	other metal manufacturing machines							1	1																2	other metal manufacturing machines
161	centrifugal machine											1	1												2	centrifugal machine
211	crane																	1		1					2	crane
227	rough terrain hauler										1			1											2	rough terrain hauler
239	other vehicles									1		1													2	other vehicles
349	other kiln, caldron																	1	1						2	other kiln, caldron
351	transmission								1								1								2	transmission

352	electric power facilities								1			1														2	electric power facilities
361	human power cranes												1							1						2	human power cranes
523	stone, sand, substance			1													1									2	stone, sand, substance
711	natural ground, rock									1									1							2	natural ground, rock
999	unclassifiable													1	1											2	unclassifiable
139	other woodworking machines																	1								1	other woodworking machines
141	leveling, transporting or loading machine									1																1	leveling, transporting or loading machine
142	excavating machine			1																						1	excavating machine
149	other construction machines													1												1	other construction machines
151	lathe							1																		1	lathe
212	mobile crane																	1								1	mobile crane
219	other powered crane					1																				1	other powered crane
232	railway vehicle																					1				1	railway vehicle
332	arc welding equipment					1																				1	arc welding equipment
342	industrial dryer										1															1	industrial dryer

359	other electrical equipment																			1					1	other electrical equipment
363	human power machine																						1		1	human power machine
512	inflammable substance								1																1	inflammable substance
132	band sawing machine																									band sawing machine
134	hollow chisel mortiser, wood borer																									hollow chisel mortiser, wood borer
135	chamfering machine, router, woodworking milling machine																									chamfering machine, router, woodworking milling machine
136	chain saw																									chain saw
143	foundation work machine																									foundation work machine
144	hardening machine																									hardening machine
145	demolition machine																									demolition machine
146	vehicle for high lift work																									vehicle for high lift work
152	drill press, milling machine																									drill press, milling machine
154	power press																									power press

155	forging pressure hammer																									forging pressure hammer
156	shearing machine																									shearing machine
164	injection molding machine																									injection molding machine
166	printing machine																									printing machine
171	felling machine																									felling machine
172	mobile logging machine																									mobile logging machine
173	skyline yarding machine																									skyline yarding machine
179	other mobile silviculture machine																									other mobile silviculture machine
213	derrick crane																									derrick crane
215	cargo lifting appliance																									cargo lifting appliance
216	gondola																									gondola
217	lumberyard equipment, logging cableway																									lumberyard equipment, logging cableway
218	simple skyline yarding equipment																									simple skyline yarding equipment
223	railway equipment																									railway equipment
225	loader																									loader
226	straddle carrier																									straddle carrier

331	gas welding equipment																									gas welding equipment
339	other welding equipment																									other welding equipment
372	slinging tool																									slinging tool
412	timbering																									timbering
511	explosive substance																									explosive substance
513	inflammable gas																									inflammable gas
515	radiation																									radiation
	total			187		157		154	173	153	144	136	119	136	107	106	121	114	133	112	136	129	108	111	2,536	total

Transition of fatal and non-fatal accidents in type of accidents in code no. 010105 alcoholic drinks (1999-2021)

code	Type of accidents	1999	2000	2001	2002	2003	2004	2005	2006	2007	2008	2009	2010	2011	2012	2013	2014	2015	2016	2017	2018	2019	2020	2021	total	Type of accidents
07	caught in/between	34	50	48	36	33	36	41	40	38	28	21	27	26	34	20	27	28	26	19	19	38	18	26	713	caught in/between
02	falling to same level	42	25	30	30	31	31	24	27	27	36	31	21	32	18	20	25	21	27	26	24	18	21	26	613	falling to same level
01	fall from height	36	42	51	42	37	30	24	39	22	25	31	23	29	18	25	21	21	38	32	28	32	27	23	696	fall from height
19	reaction to motion/improper motion	14	17	14	15	12	12	16	17	17	15	21	21	18	14	10	15	13	13	6	17	12	16	15	340	reaction to motion/improper motion
11	contact to high/low-temperature	8	11	9	8	10	9	7	8	6	7	4	3	4		4	6	6	4	10	14	12	6	10	166	contact to high/low-temperature
	struck by flying or																									struck by flying

04	falling object	5	7	12	5	6	5	6	8	7	8	5	3	6	6	5	4	4	7	4	7	5	5	5	135	or falling object
08	cut	15	11	9	8	9	21	14	11	8	7	11	5	6	5	11	7	5	7	6	12	4	6	4	202	cut
03	crash	15	7	4	4	6	7	8	5	9	4	7	2	6	7	3	6	9	7	2	8	3	5	2	136	crash
06	crashed by	6	3	3	2	3	2	6	5	8	4	3	5	2		2	1	3	2	4	3	2	2		71	crashed by
17	traffic accident (public road)	4	1	1	1	4		4	4	8		1	5	1	2	2	7	2			1				48	traffic accident (public road)
05	collapse	4	4	2	1	3	4		4		3		2	2	2	2	1	1	1	2					38	collapse
12	contact to harmful substance			1	2			1		1	2		2		1					1	1	2			14	contact to harmful substance
09	injury to the sole of the foot	1	1	2		1			2					1		2		1					1		12	injury to the sole of the foot
90	others	1	1		1		1	1	1	1	1			1			1				1				11	others
10	drown						1	2		1									1						5	drown
13	electric shock					1	2		1			1													5	electric shock
15	burst					1					2			1									1		5	burst
16	fire	1					1				2														4	fire
99	unclassifiable		1		1									1							1				4	unclassifiable
14	explosion			1					1																2	explosion
18	traffic accident (others)																					1			1	traffic accident (others)
	total	186	181	187	156	157	162	154	173	153	144	136	119	136	107	106	121	114	133	112	136	129	108	111	3,221	total

Transition of fatal and non-fatal accidents in workers ages in code no. 010105 alcoholic drinks (1999-2021)

code	Age	1999	2000	2001	2002	2003	2004	2005	2006	2007	2008	2009	2010	2011	2012	2013	2014	2015	2016	2017	2018	2019	2020	2021	total	Age
4	40-49	36	41	37	37	35	23	36	35	32	31	31	21	30	24	17	32	22	24	19	26	31	21	25	666	40-49
5	50-59	51	47	57	48	48	47	43	38	48	36	32	26	34	32	21	29	29	28	23	39	25	28	23	832	50-59
6	60 years old or more	42	42	52	31	29	30	33	39	26	25	26	35	23	16	25	23	20	32	24	33	25	29	22	682	60 years old or more
3	30-39	26	21	18	21	24	29	22	28	25	28	28	25	31	19	27	22	28	22	31	24	27	22	22	570	30-39
2	20-29	28	27	20	15	17	30	17	30	21	22	19	12	16	15	13	15	14	26	14	13	16	8	19	427	20-29
1	19 years old or less	3	3	3	4	4	3	3	3	1	2			2	1	3		1	1	1	1	5			44	19 years old or less
	total	186	181	187	156	157	162	154	173	153	144	136	119	136	107	106	121	114	133	112	136	129	108	111	3,221	total

Transition of fatal and non-fatal accidents in workers scales in code no. 010105 alcoholic drinks (1999-2021)

code	Workers scale	1999	2000	2001	2002	2003	2004	2005	2006	2007	2008	2009	2010	2011	2012	2013	2014	2015	2016	2017	2018	2019	2020	2021	total	Workers scale
2	10-29	60	59	60	53	52	48	53	53	45	37	45	38	35	32	29	53	38	54	43	38	51	32	47	1,055	10-29
3	30-49	27	24	33	20	21	30	23	27	16	26	22	32	30	16	18	19	20	22	17	27	29	18	22	539	30-49
5	100-299	22	26	30	27	26	26	24	28	29	33	27	11	22	12	16	14	12	9	18	18	15	21	21	487	100-299
4	50-99	29	32	33	27	21	22	20	29	30	26	18	22	16	23	20	22	25	21	20	24	17	21	16	534	50-99
1	9 workers or less	41	38	27	24	36	35	27	28	26	13	22	13	29	19	21	11	17	26	14	24	15	13	5	524	9 workers or less
6	300 workers or more	7	2	4	5	1	1	7	8	7	9	2	3	4	5	2	2	2	1		5	2	3		82	300 workers or more
	total	186	181	187	156	157	162	154	173	153	144	136	119	136	107	106	121	114	133	112	136	129	108	111	3,221	total

Transition of fatal and non-fatal accidents in months in code no. 010105 alcoholic drinks (1999-2021)

code	Month	1999	2000	2001	2002	2003	2004	2005	2006	2007	2008	2009	2010	2011	2012	2013	2014	2015	2016	2017	2018	2019	2020	2021	total	Month
11	November	14	17	22	13	18	17	10	15	13	17	12	9	14	15	13	20	9	10	16	12	14	13	17	330	November

1	January	25	25	20	17	23	19	18	18	16	16	18	14	21	10	14	14	13	17	8	13	12	10	14	375	January
12	December	26	18	26	15	14	16	16	16	15	26	10	10	12	8	9	10	13	11	8	18	11	13	13	334	December
3	March	22	18	16	18	13	15	22	15	13	13	10	13	15	7	6	4	7	14	10	15	19	8	13	306	March
2	February	18	19	22	22	23	24	17	25	18	21	16	12	12	17	7	14	7	9	10	15	10	13	11	362	February
10	October	18	9	16	15	13	12	12	12	20	7	17	14	6	11	12	16	15	18	10	13	15	6	10	297	October
9	September	14	3	6	13	10	11	13	11	10	7	9	5	12	8	10	9	8	14	10	8	9	9	8	217	September
5	May	4	11	15	10	12	7	11	14	10	13	9	7	9	6	12	7	5	3	7	11	9	6	7	205	May
7	July	8	9	11	11	6	10	12	9	11	3	5	10	10	5	8	5	9	4	9	8	11	9	6	189	July
8	August	12	21	8	9	7	10	7	23	9	7	10	2	6	7	8	5	9	11	10	8	6	9	5	209	August
6	June	11	12	14	10	13	12	12	6	8	6	10	11	8	5	1	9	9	9	3	10	6	6	4	195	June
4	April	14	19	11	3	5	9	4	9	10	8	10	12	11	8	6	8	10	13	11	5	7	6	3	202	April
	total	186	181	187	156	157	162	154	173	153	144	136	119	136	107	106	121	114	133	112	136	129	108	111	3,221	total

Transition of fatal and non-fatal accidents in prefectures in code no. 010105 alcoholic drinks (1999-2021)

code	Prefecture	1999	2000	2001	2002	2003	2004	2005	2006	2007	2008	2009	2010	2011	2012	2013	2014	2015	2016	2017	2018	2019	2020	2021	total	Prefecture
15	Niigata	4	6	7		4		11	6	4	8	4	8	6	6	2	5	4	5	5	10	8	7	10	130	Niigata
46	Kagoshima	15	10	11		11		13	23	19	12	9	9	8	8	14	12	10	11	10	6	14	4	7	236	Kagoshima
23	Aichi	6	7	11		5		2	7	7	5	6	5	3	1	2	3	4	1	4	3	9	3	6	100	Aichi
28	Hyogo	13	15	25		10		15	12	10	21	11	5	12	9	5	8	8	11	7	11	7	5	5	225	Hyogo
40	Fukuoka	9	7	10		11		7	10	8	2	6	2	4	9	2	2	3	2	3	4	4	3	5	113	Fukuoka
39	Kochi	1	7	4		2		1		4	2	1		1	1	1		2	6	1	1		4	5	44	Kochi
22	Shizuoka	1				4		3		4	3	1	2	2	1	1	2	1	5	2			2	5	39	Shizuoka
20	Nagano	5	5	5		1		2	4	4	6	5	6	6	7	3	7	5	9	7	5	3	6	4	105	Nagano
1	Hokkaido	5	7	7		2		5	10	5	3	7	5	5	3	3	3	11	1	6	2	2	5	4	101	Hokkaido

24	Mie	3	6	2		3		2	5	2	2	3	2	3	1	1	2	3	1		2		2	4	49	Mie
3	Iwate	2	1	2		1		3	3	2	2	2	1	2	1	1	1		1	2	3	1	2	4	37	Iwate
26	Kyoto	11	9	7		3		3	11	10	7	5	4	10	3	5	4	3	5	1	7	4	5	3	120	Kyoto
5	Akita	8	9	7		12		5	5	4	6	3	1	2	3	8	5	9	2	6	3	7	3	3	111	Akita
7	Fukushima	4	9	4		5		4	7	4	4	3	3	4	1	2	3	4	6	3	4	6	5	3	88	Fukushima
12	Chiba	6	7	3		4		2	4	5	1	5	4	4	1	4	2	1	4	2	3	5	5	3	75	Chiba
21	Gifu	4	4	2		2		4	1	1	5	3	3	2	3	2		3	4	1	1		2	3	50	Gifu
35	Yamaguchi	1	1	2		1		1	2			2		1	1	2	6	2	3		1	3	2	3	34	Yamaguchi
29	Nara	3		1				1			1	2	1			1	1	3	3	1		2	3	3	26	Nara
45	Miyazaki	5	1	5		9		7	11	6	9	14	11	4	11	3	4	2	6	8	8	2	5	2	133	Miyazaki
6	Yamagata	2	5	6		4		5	3	4	3	3	2	3	2	4	5	2	3	1	6	5	2	2	72	Yamagata
11	Saitama	1		3		2		2	4	4	3	1	3	1	3	4	4	6	3	4	2	5	1	2	58	Saitama
4	Miyagi	4	5	1		3		4	3	5	1	4	1	6	1	3	2		3	2	3	2	2	2	57	Miyagi
41	Saga	4	3			4		3	4	1	1	3	6	1	3	2		1	8	1	4	4	2	2	57	Saga
47	Okinawa	5	3	3		2		4	1	1		2	2	2	3	2	2	2		7	2	2	3	2	50	Okinawa
19	Yamanashi	5	4	4				3	3	4	3	2	1	2		2	1		2	2	4	3	1	2	48	Yamanashi
9	Tochigi	2	1	5		9		2		1	4	1	3	4	1		4	2	1	2	1		1	2	46	Tochigi
33	Okayama	4	3	4		4		2	1		1			2	1			2	2	4	5	2	1	2	40	Okayama
14	Kanagawa			1		1		2	2	2	4		2	2	3	2	1	1	2	1			2	2	30	Kanagawa
32	Shimane	6	3			4			1	2	1	2			1	2	2	2		1	1			2	30	Shimane
34	Hiroshima	14	4	9		5		5	3	2	1	2	2	6		3	3	2	5	2	4	2	3	1	78	Hiroshima
8	Ibaraki	3	3	2				3	2	4	3	2	3	2	1	3	4	1	1	4	4	1	5	1	52	Ibaraki
27	Osaka	4	1	2		3		2	3	2	1	3	1	3	1	1	1	2		2	4	2		1	39	Osaka

30	Wakayama	1	1	1		1		1		2	3	3	4	2	2	2	3	3	1		1	3	1	1	36	Wakayama
42	Nagasaki	3	1	1		2		1	1			2	2	1	1	2	4			1	1	3	3	1	30	Nagasaki
2	Aomori	1	3	1		7		1	2	2		1		1	2		1		1	1	1	1		1	27	Aomori
13	Tokyo	2	3	1		2		1	3	1	2	2	2	1		1		1	2				1	1	26	Tokyo
38	Ehime	3	3	4					2	1		2	1	1	1	1	1		2	1				1	24	Ehime
36	Tokushima	2	1					1						1								1		1	7	Tokushima
44	Oita	2	2	6		5		1	5	4	3	3	5	5	3	4	2	2	3	1	5	4	1		66	Oita
43	Kumamoto		4	6		2		3	3	2	1	4	2	2		1	3		2			2	1		38	Kumamoto
17	Ishikawa	2	2	3		2		7			1	1	1	4	2	1	1	1	2	2	3	1			36	Ishikawa
10	Gunma	3	7	3		1			2	1	3		1	2	2		1	1	1		2	1	4		35	Gunma
16	Toyama			1				4	2	4	3		1	1	1	2	3	2			5	1	1		31	Toyama
18	Fukui	2	4	3		2		3	1	1	2				1		1	1		1	1	3			26	Fukui
25	Shiga	3	2	1		1		1					1	1	1	1				2	2	2			18	Shiga
31	Tottori	1		1				1		3	1		1	1	1	1		2	1	1		2			17	Tottori
37	Kagawa	1	2			1		1	1	1		1					2		2		1				13	Kagawa
	total	186	181	187		157		154	173	153	144	136	119	136	107	106	121	114	133	112	136	129	108	111	2,903	total

Data source : https://anzeninfo.mhlw.go.jp/user/anzen/tok/anst00.htm

Return to https://www.jisha.or.jp/english/statistics/202211_23.html