Transition of fatal and non-fatal accidents in each element like as causal agents, type of accidents, etc. in code no. 010106 soft drinks (1999-2021)

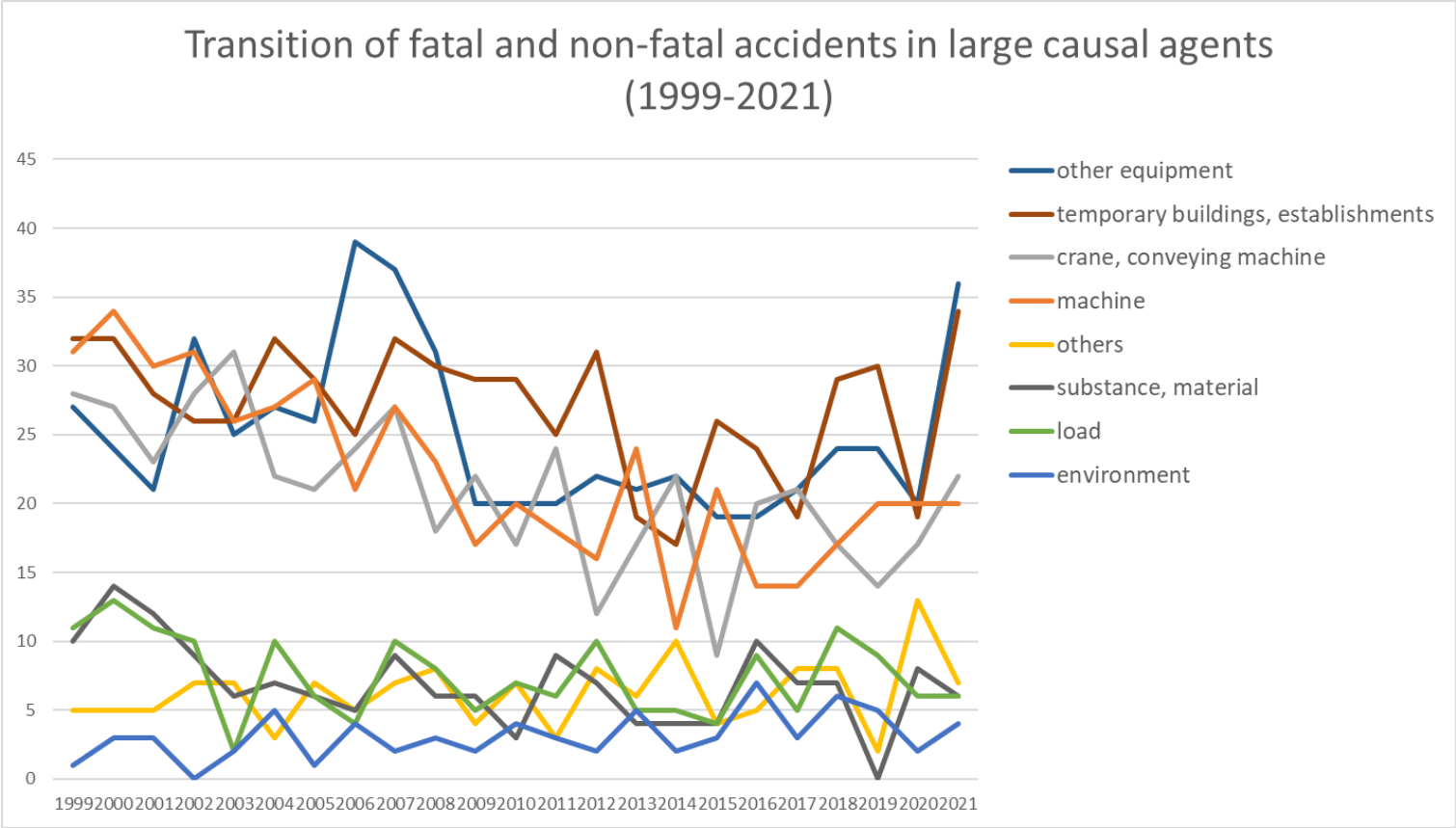

Transition of fatal and non-fatal accidents in large causal agents in code no. 010106 soft drinks (1999-2021)

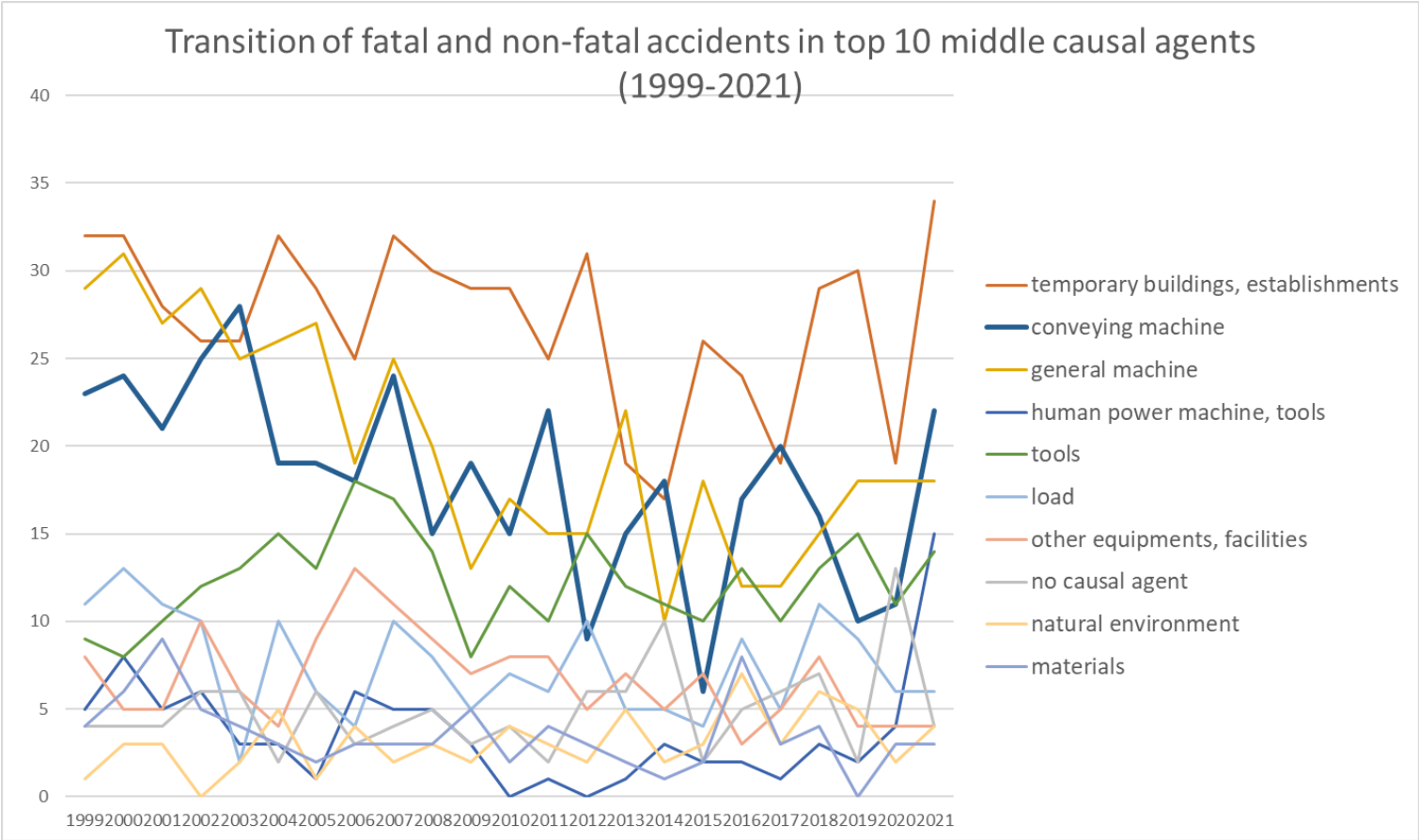

Transition of fatal and non-fatal accidents in middle causal agents in code no. 010106 soft drinks (1999-2021)

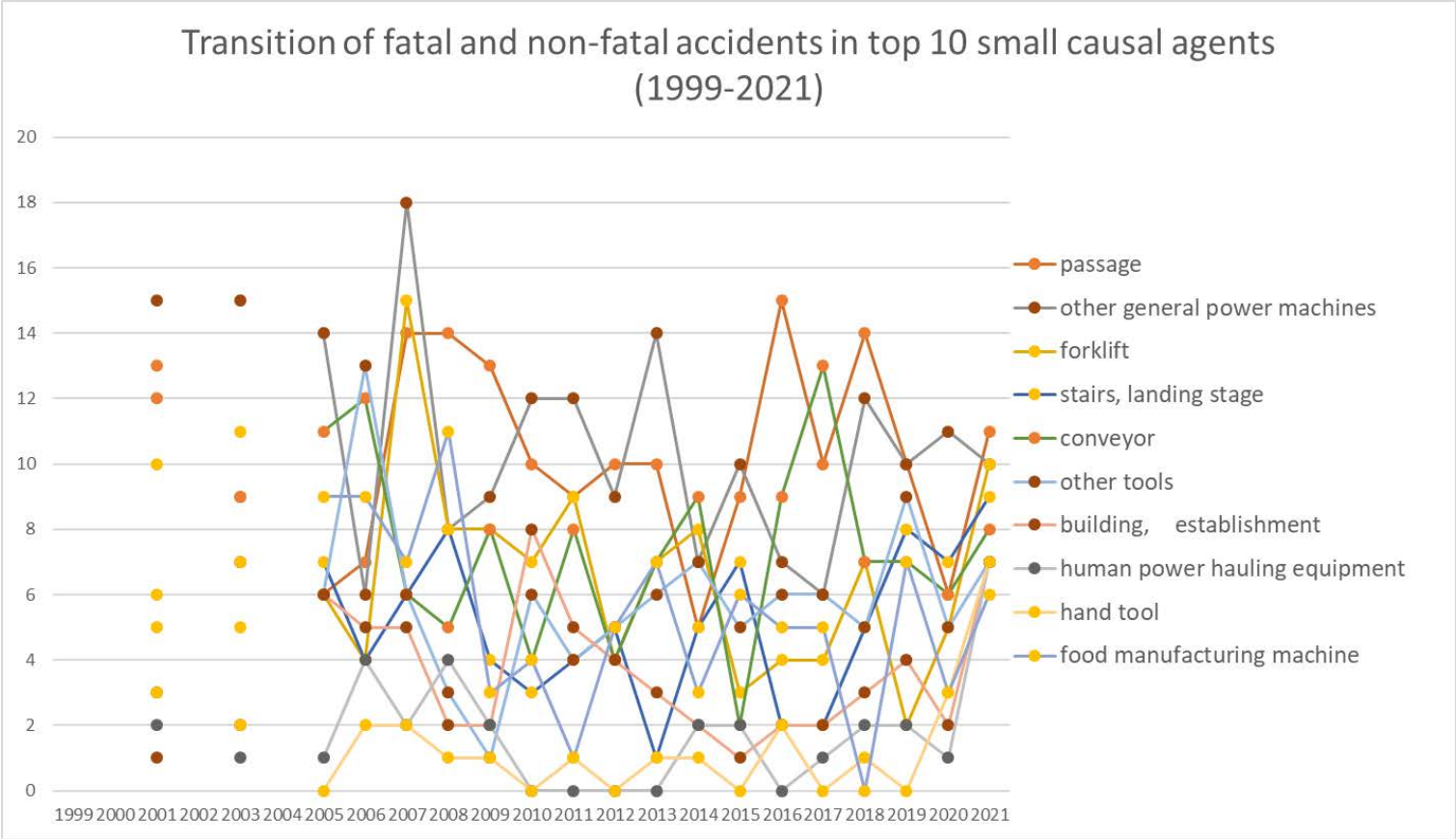

Transition of fatal and non-fatal accidents in small causal agents in code no. 010106 soft drinks (1999-2021)

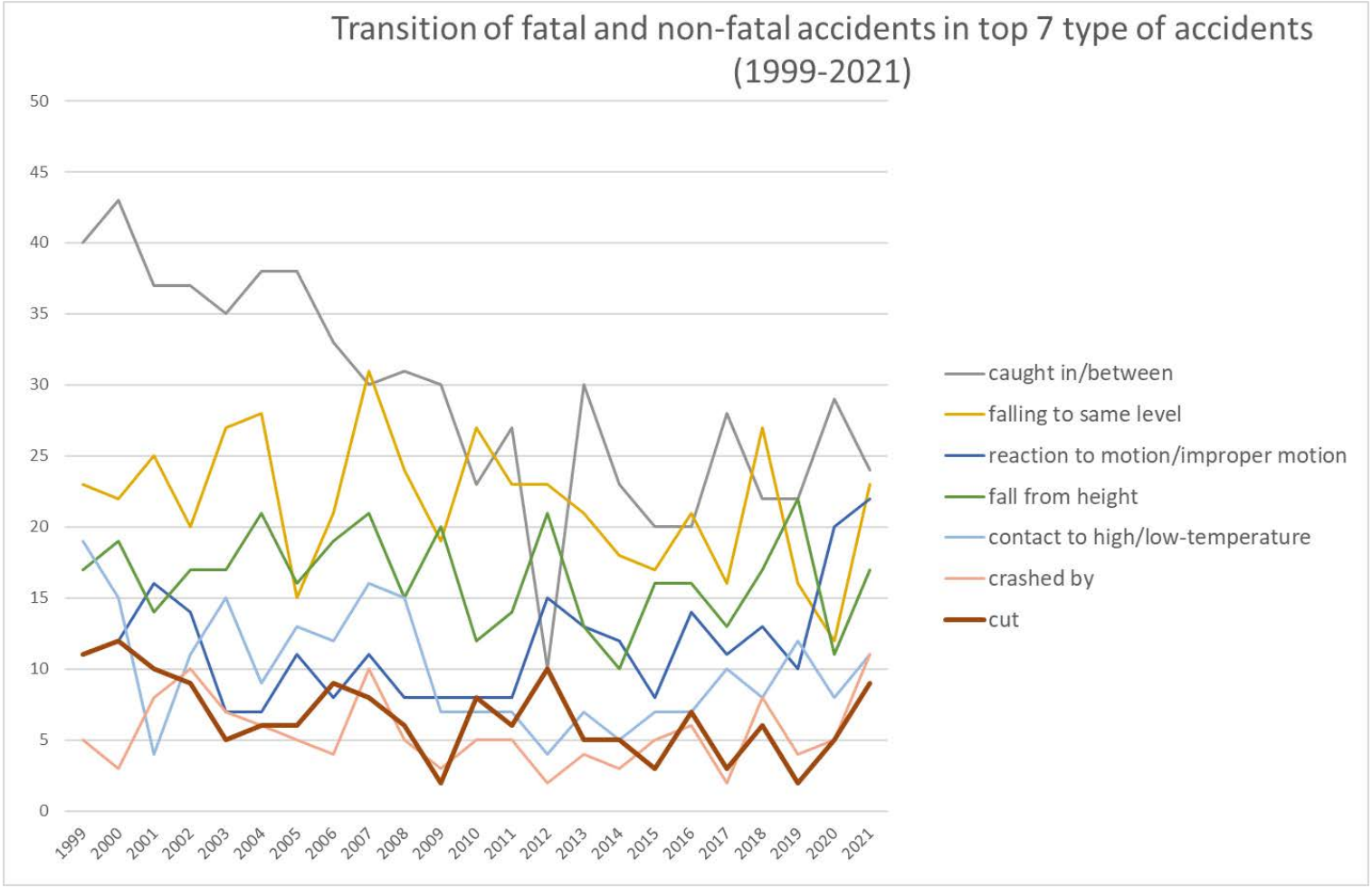

Transition of fatal and non-fatal accidents in type of accidents in code no. 010106 soft drinks (1999-2021)

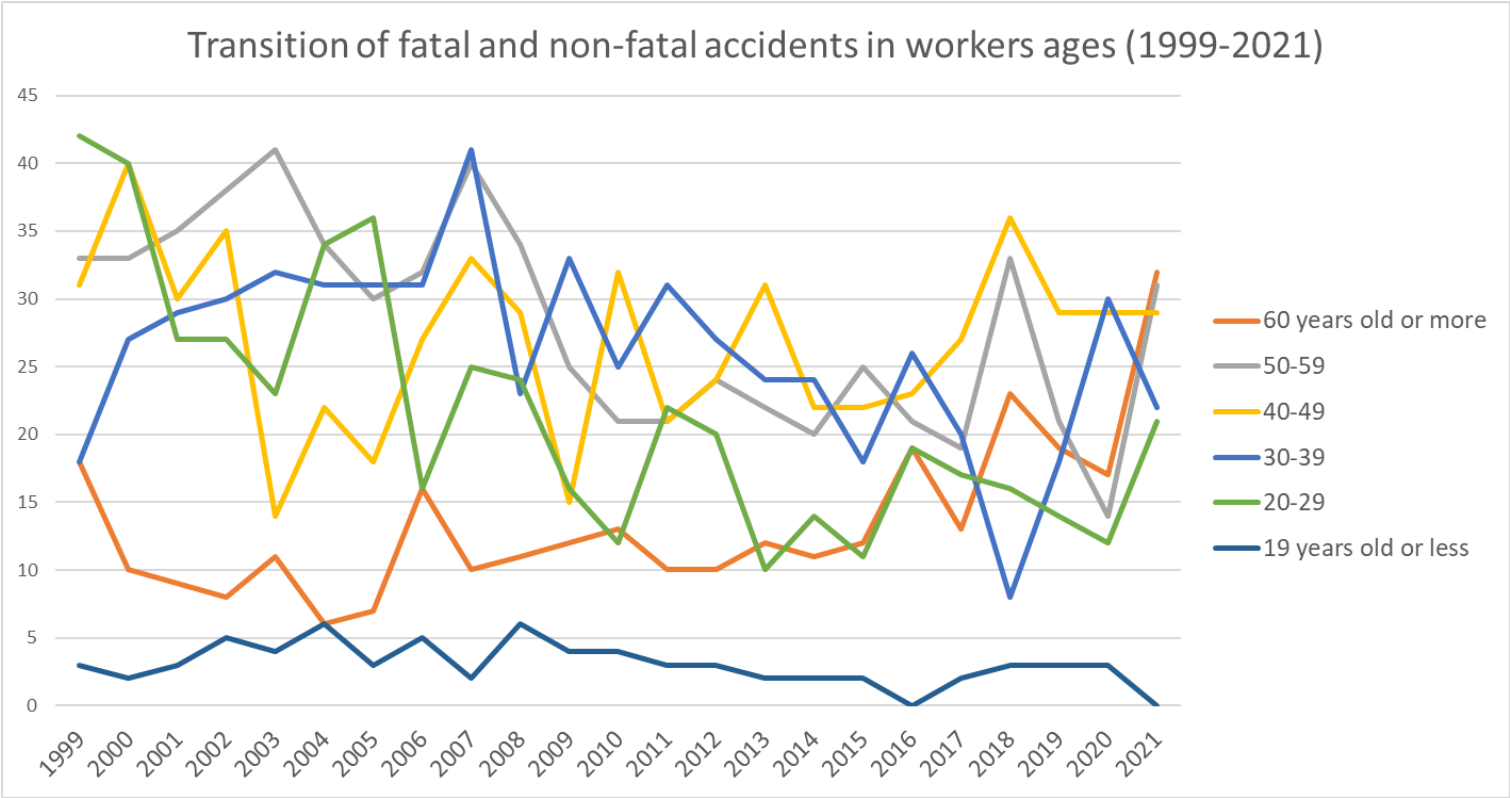

Transition of fatal and non-fatal accidents in workers ages in code no. 010106 soft drinks (1999-2021)

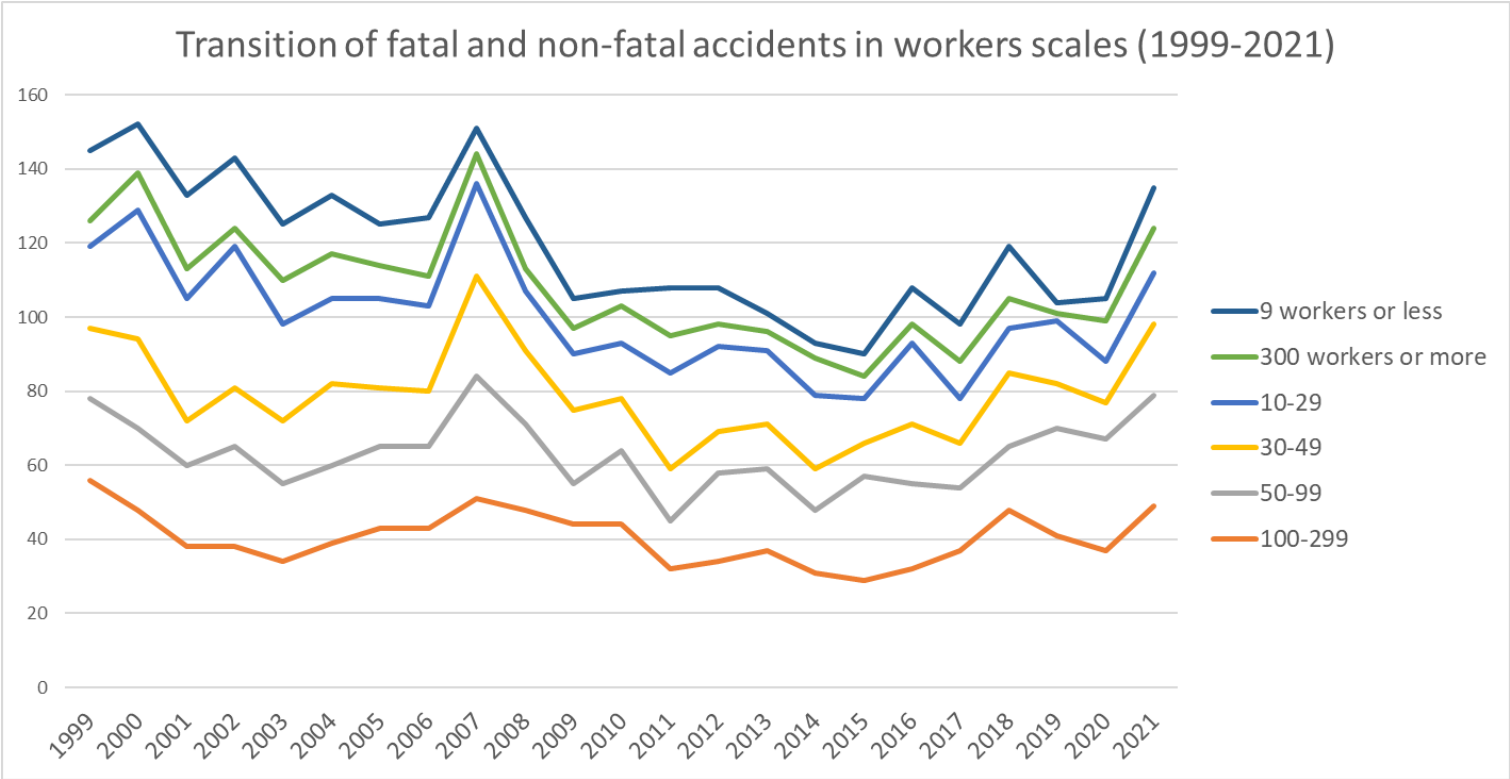

Transition of fatal and non-fatal accidents in workers scales in code no. 010106 soft drinks (1999-2021)

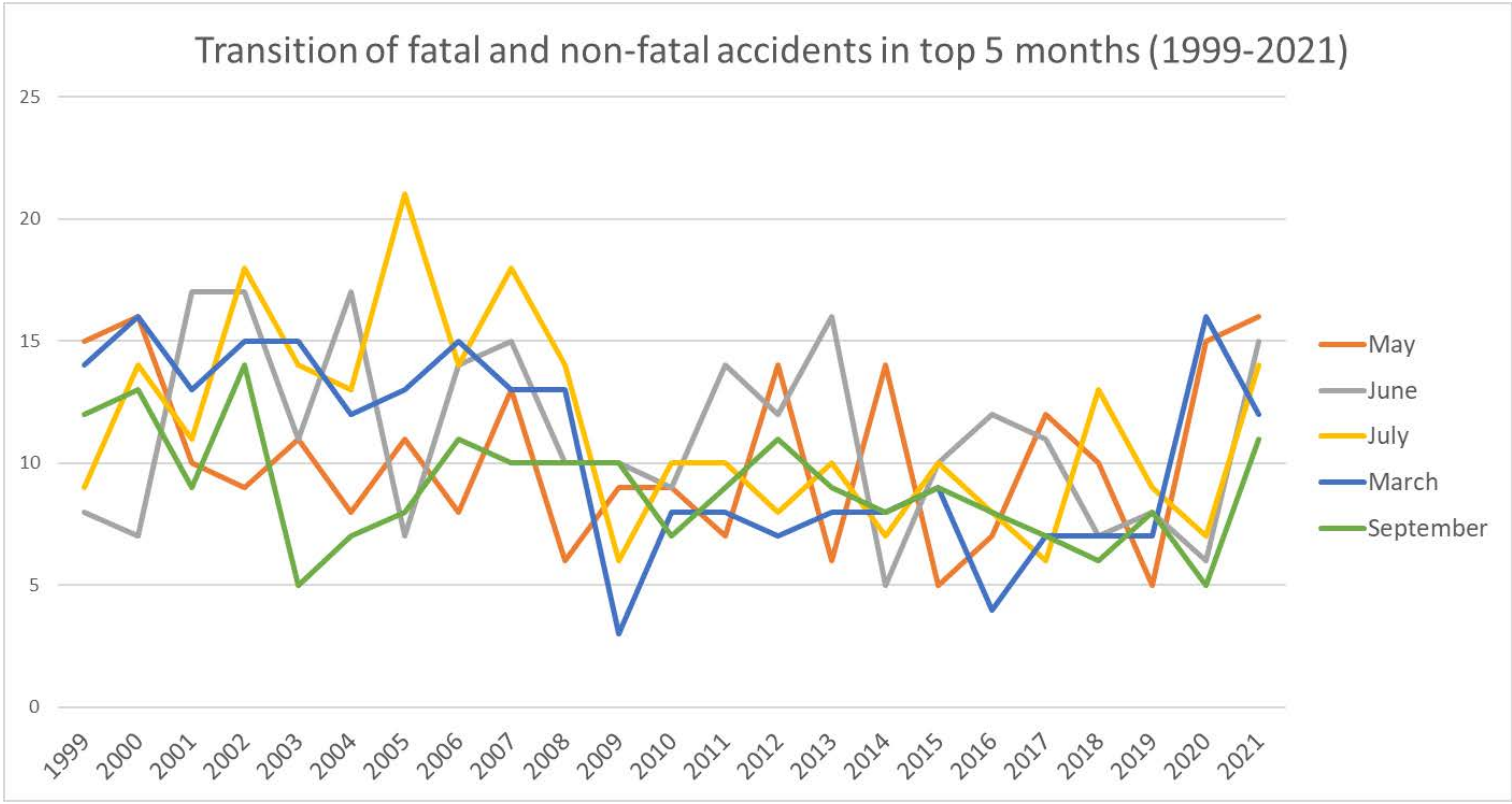

Transition of fatal and non-fatal accidents in months in code no. 010106 soft drinks (1999-2021)

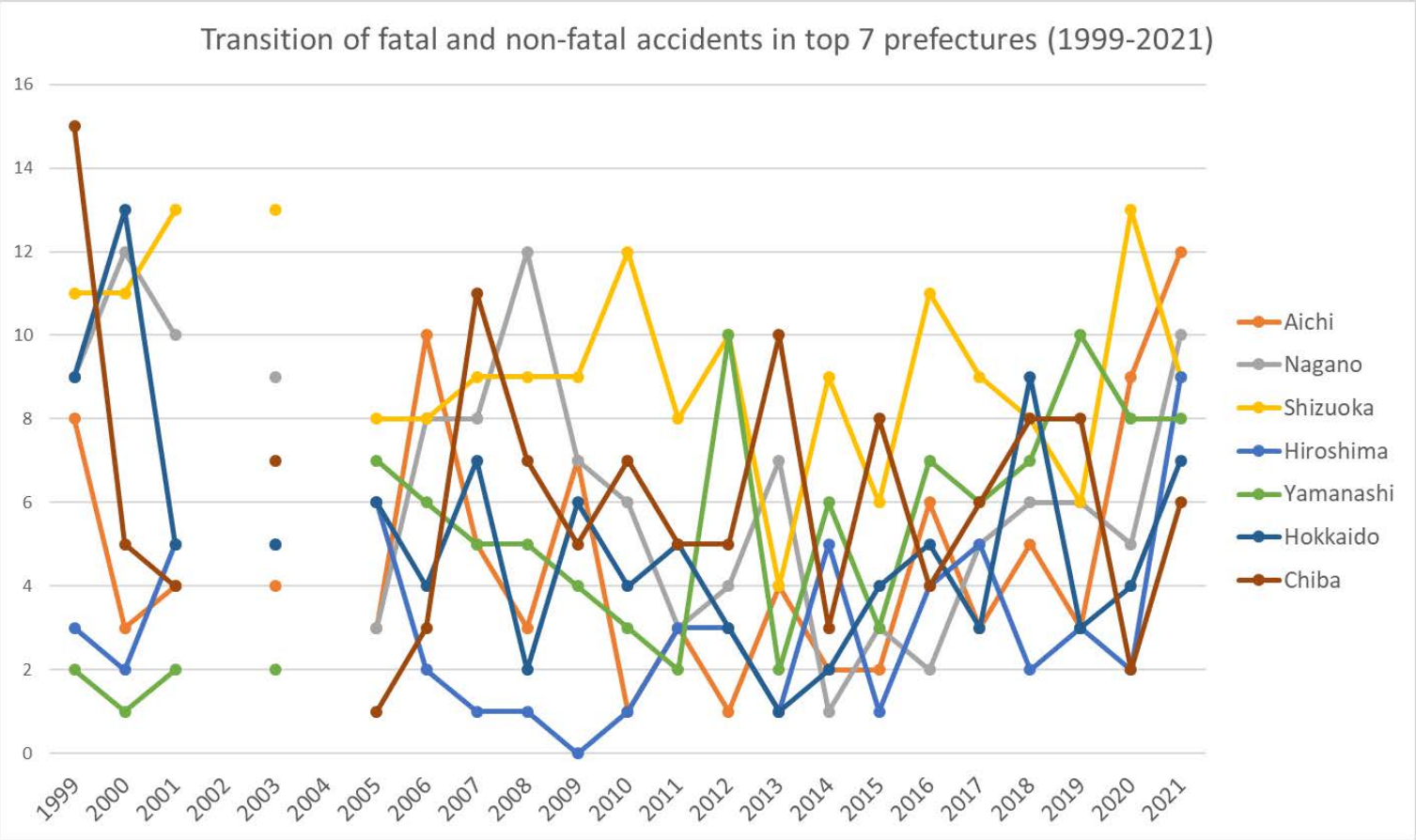

Transition of fatal and non-fatal accidents in prefectures in code no. 010106 soft drinks (1999-2021)

Transition of fatal and non-fatal accidents in large causal agents in code no. 010106 soft drinks (1999-2021)

code	Causal (L) agents	1999	2000	2001	2002	2003	2004	2005	2006	2007	2008	2009	2010	2011	2012	2013	2014	2015	2016	2017	2018	2019	2020	2021	total	Causal (L) agents
3	other equipment	27	24	21	32	25	27	26	39	37	31	20	20	20	22	21	22	19	19	21	24	24	20	36	577	other equipment
4	temporary buildings, establishments	32	32	28	26	26	32	29	25	32	30	29	29	25	31	19	17	26	24	19	29	30	19	34	623	temporary buildings, establishments

2	crane, conveying machine	28	27	23	28	31	22	21	24	27	18	22	17	24	12	17	22	9	20	21	17	14	17	22	483	crane, conveying machine
1	machine	31	34	30	31	26	27	29	21	27	23	17	20	18	16	24	11	21	14	14	17	20	20	20	511	machine
9	others	5	5	5	7	7	3	7	5	7	8	4	7	3	8	6	10	4	5	8	8	2	13	7	144	others
5	substance, material	10	14	12	9	6	7	6	5	9	6	6	3	9	7	4	4	4	10	7	7		8	6	159	substance, material
6	load	11	13	11	10	2	10	6	4	10	8	5	7	6	10	5	5	4	9	5	11	9	6	6	173	load
7	environment	1	3	3		2	5	1	4	2	3	2	4	3	2	5	2	3	7	3	6	5	2	4	72	environment
	total	145	152	133	143	125	133	125	127	151	127	105	107	108	108	101	93	90	108	98	119	104	105	135	2,742	total

Transition of fatal and non-fatal accidents in middle causal agents in code no. 010106 soft drinks (1999-2021)

code	Causal (M) agents	1999	2000	2001	2002	2003	2004	2005	2006	2007	2008	2009	2010	2011	2012	2013	2014	2015	2016	2017	2018	2019	2020	2021	total	Causal (M) agents
41	temporary buildings, establishments	32	32	28	26	26	32	29	25	32	30	29	29	25	31	19	17	26	24	19	29	30	19	34	623	temporary buildings, establishments
22	conveying machine	23	24	21	25	28	19	19	18	24	15	19	15	22	9	15	18	6	17	20	16	10	11	22	416	conveying machine
16	general machine	29	31	27	29	25	26	27	19	25	20	13	17	15	15	22	10	18	12	12	15	18	18	18	461	general machine
36	human power machine, tools	5	8	5	6	3	3	1	6	5	5	3		1		1	3	2	2	1	3	2	4	15	84	human power machine, tools
37	tools	9	8	10	12	13	15	13	18	17	14	8	12	10	15	12	11	10	13	10	13	15	11	14	283	tools
61	load	11	13	11	10	2	10	6	4	10	8	5	7	6	10	5	5	4	9	5	11	9	6	6	173	load

39	other equipments, facilities	8	5	5	10	6	4	9	13	11	9	7	8	8	5	7	5	7	3	5	8	4	4	4	155	other equipments, facilities
92	no causal agent	4	4	4	6	6	2	6	3	4	5	3	4	2	6	6	10	2	5	6	7	2	13	4	114	no causal agent
71	natural environment	1	3	3		2	5	1	4	2	3	2	4	3	2	5	2	3	7	3	6	5	2	4	72	natural environment
52	materials	4	6	9	5	4	3	2	3	3	3	5	2	4	3	2	1	2	8	3	4		3	3	82	materials
51	hazards, harmful substances	6	8	3	4	2	4	4	2	6	3	1	1	5	4	2	3	2	2	4	3		5	3	77	hazards, harmful substances
91	other causal agent	1	1	1	1	1	1	1	2	3	3	1	2	1	1			2		2	1			3	28	other causal agent
12	power transmission mechanism	1	2	3	1	1	1	1	2	2	3	4	1	3		2	1	1	1	1	1	1	2	2	37	power transmission mechanism
34	kiln, caldron	2					2			1	1	1												2	9	kiln, caldron
31	pressure vessel	2	3		2	2		3	2	2		1		1	2		2			2		2		1	27	pressure vessel
23	vehicle	3	2		2	2	2	1	4	3	3		1	1	2		3	1	2			2	4		38	vehicle
21	crane	2	1	2	1	1	1	1	2			3	1	1	1	2	1	2	1	1	1	2	2		29	crane
15	metal manufacturing machine	1	1		1			1					2		1			1	1	1	1	1			12	metal manufacturing machine
32	chemical facilities			1	2	1	1				1						1			1		1	1		10	chemical facilities

35	electric equipment	1					1			1						1			1	2					7	electric equipment
33	welding equipment						1				1														2	welding equipment
99	unclassifiable												1		1										2	unclassifiable
13	woodworking machine																	1							1	woodworking machine
11	engine																									engine
14	construction machine																									construction machine
17	mobile silviculture machine																									mobile silviculture machine
	total	145	152	133	143	125	133	125	127	151	127	105	107	108	108	101	93	90	108	98	119	104	105	135	2,742	total

Transition of fatal and non-fatal accidents in small causal agents in code no. 010106 soft drinks (1999-2021)

code	Causal (S) agents	1999	2000	2001	2002	2003	2004	2005	2006	2007	2008	2009	2010	2011	2012	2013	2014	2015	2016	2017	2018	2019	2020	2021	total	Causal (S) agents
417	passage			12		9		6	7	14	14	13	10	9	10	10	5	9	15	10	14	10	6	11	194	passage
169	other general power machines			15		15		14	6	18	8	9	12	12	9	14	7	10	7	6	12	10	11	10	205	other general power machines
222	forklift			6		11		6	4	15	8	8	7	9	4	7	8	3	4	4	7	2	5	10	128	forklift
413	stairs, landing stage			5		5		7	4	6	8	4	3	4	5	1	5	7	2	2	5	8	7	9	97	stairs, landing stage
224	conveyor			13		9		11	12	6	5	8	4	8	4	7	9	2	9	13	7	7	6	8	148	conveyor
379	other tools			3		7		6	13	6	3	1	6	4	5	6	7	5	6	6	5	9	5	7	110	other tools
	building,																									building,

418	establishment			1		2		6	5	5	2	2	8	5	4	3	2	1	2	2	3	4	2	7	66	establishment
362	human power hauling equipment			2		1		1	4	2	4	2					2	2		1	2	2	1	7	33	human power hauling equipment
364	hand tool			3		2			2	2	1	1		1		1	1		2		1		3	7	27	hand tool
165	food manufacturing machine			10		7		9	9	7	11	3	4	1	5	7	3	6	5	5		7	3	6	108	food manufacturing machine
371	ladder			7		6		6	4	11	11	7	6	6	10	6	4	5	7	4	8	6	6	5	125	ladder
611	load			10		2		5	4	9	8	5	7	6	10	5	5	4	9	5	11	9	6	5	125	load
416	working platform, boot board			5		6		5	5	4		4	6	3	3	4	3	2	2	3	1	5	2	5	68	working platform, boot board
391	other equipment, facilities			5		6		9	13	11	9	7	8	8	5	7	5	7	3	5	8	4	4	4	128	other equipment, facilities
921	no causal agent			4		6		6	3	4	5	3	4	2	6	6	10	2	5	6	7	2	13	4	98	no causal agent
715	high/cold temperature environment			1				1	2	2	1		2		1	3	1	1	2		2	2	1	3	25	high/cold temperature environment
911	other causal agent			1		1		1	2	3	3	1	2	1	1			2		2	1			3	24	other causal agent
229	other powered conveying machines			1		3		1		1		1	2	1			1		2			1		3	17	other powered conveying machines
419	other temporary buildings, establishments			3		4		3	4	3	6	6	2	3	5		1	5	3		6	3	2	2	61	other temporary buildings, establishments
121	power transmission mechanism			3		1		1	2	2	3	4	1	3		2	1	1	1	1	1	1	2	2	32	power transmission mechanism
	other hazards,																									other hazards,

519	harmful substances			1		1		1	1	2	1	1	1	1	1	2	1	1	2	2	2		3	2	26	harmful substances
521	metal material			4					2		1	1		1	1	1	1		2		2			2	18	metal material
341	kiln, caldron									1	1	1												2	5	kiln, caldron
372	slinging tool							1	1															2	4	slinging tool
529	other materials			4		4		2	1	1	2	3	2	3	2	1		1	6	3	2		3	1	41	other materials
221	truck			1		5		1	2	2	1	2	2	4	1	1		1	2	3	2			1	31	truck
514	harmful substance			2		1		2	1	4	2			4	2		2	1		2	1		2	1	27	harmful substance
719	other environments			2					1		1		2	2	1	2	1	1	2	2	4		1	1	23	other environments
312	pressure vessel					2		2	1						2		1			2		2		1	13	pressure vessel
164	injection molding machine			1		1		1							1	1		1			1	1	1	1	10	injection molding machine
612	machine/equipment as load			1				1		1														1	4	machine/equipment as load
161	centrifugal machine												1											1	2	centrifugal machine
361	human power cranes																							1	1	human power cranes
231	cars, bus, motorcycle					2		1	3	3	3		1	1	2		3	1	2			2	4		28	cars, bus, motorcycle
214	elevator, lift			2		1		1				1	1	1		1	1	2	1	1	1	2			16	elevator, lift
414	opening			1				2							3	1				1					8	opening
162	mixer, grinder					1			1			1		2							2				7	mixer, grinder
163	roll machine (except printingroll machine)			1		1		2	2														1		7	roll machine (except printingroll machine)

219	other powered crane								2			2			1	1								1		7	other powered crane
321	chemical facilities			1		1					1						1			1		1	1		7	chemical facilities
713	water					2					1							1		1		2			7	water
167	industrial robot							1	1		1							1		1			1		6	industrial robot
159	other metal manufacturing machines							1										1	1	1		1			5	other metal manufacturing machines
319	other pressure vessels							1		1		1		1			1								5	other pressure vessels
415	roof, beam, haze, crossbeam, principal rafter			1											1			2							4	roof, beam, haze, crossbeam, principal rafter
712	standing tree													1					2			1			4	standing tree
153	grinding machine, buffing machine												1		1						1				3	grinding machine, buffing machine
351	transmission															1				2					3	transmission
411	scaffolding													1			1			1					3	scaffolding
522	lumber, bamboo									2		1													3	lumber, bamboo
714	abnormal environment											2							1						3	abnormal environment
311	boiler								1	1															2	boiler
512	inflammable substance							1							1										2	inflammable substance
	stone, sand,																									stone, sand,

523	substance			1														1							2	substance
999	unclassifiable												1		1										2	unclassifiable
131	circular sawing machine																	1							1	circular sawing machine
152	drill press, milling machine												1												1	drill press, milling machine
166	printing machine																						1		1	printing machine
211	crane																						1		1	crane
225	loader										1														1	loader
239	other vehicles								1																1	other vehicles
331	gas welding equipment										1														1	gas welding equipment
352	electric power facilities																		1						1	electric power facilities
359	other electrical equipment									1															1	other electrical equipment
363	human power machine									1															1	human power machine
711	natural ground, rock								1																1	natural ground, rock
111	engine																									engine
132	band sawing machine																									band sawing machine
133	wood planer																									wood planer

	machine																									machine
134	hollow chisel mortiser, wood borer																									hollow chisel mortiser, wood borer
135	chamfering machine, router, woodworking milling machine																									chamfering machine, router, woodworking milling machine
136	chain saw																									chain saw
139	other woodworking machines																									other woodworking machines
141	leveling, transporting or loading machine																									leveling, transporting or loading machine
142	excavating machine																									excavating machine
143	foundation work machine																									foundation work machine
144	hardening machine																									hardening machine
145	demolition machine																									demolition machine
146	vehicle for high lift work																									vehicle for high lift work
149	other construction machines																									other construction machines
151	lathe																									lathe
154	power press																									power press

155	forging pressure hammer																									forging pressure hammer
156	shearing machine																									shearing machine
171	felling machine																									felling machine
172	mobile logging machine																									mobile logging machine
173	skyline yarding machine																									skyline yarding machine
179	other mobile silviculture machine																									other mobile silviculture machine
212	mobile crane																									mobile crane
213	derrick crane																									derrick crane
215	cargo lifting appliance																									cargo lifting appliance
216	gondola																									gondola
217	lumberyard equipment, logging cableway																									lumberyard equipment, logging cableway
218	simple skyline yarding equipment																									simple skyline yarding equipment
223	railway equipment																									railway equipment
226	straddle carrier																									straddle carrier
227	rough terrain hauler																									rough terrain hauler
232	railway vehicle																									railway vehicle
	arc welding																									arc welding

332	equipment																									equipment
339	other welding equipment																									other welding equipment
342	industrial dryer																									industrial dryer
349	other kiln, caldron																									other kiln, caldron
412	timbering																									timbering
511	explosive substance																									explosive substance
513	inflammable gas																									inflammable gas
515	radiation																									radiation
	total			133		125		125	127	151	127	105	107	108	108	101	93	90	108	98	119	104	105	135	2,169	total

Transition of fatal and non-fatal accidents in type of accidents in code no. 010106 soft drinks (1999-2021)

code	Type of accidents	1999	2000	2001	2002	2003	2004	2005	2006	2007	2008	2009	2010	2011	2012	2013	2014	2015	2016	2017	2018	2019	2020	2021	total	Type of accidents
07	caught in/between	40	43	37	37	35	38	38	33	30	31	30	23	27	10	30	23	20	20	28	22	22	29	24	670	caught in/between
02	falling to same level	23	22	25	20	27	28	15	21	31	24	19	27	23	23	21	18	17	21	16	27	16	12	23	499	falling to same level
19	reaction to motion/improper motion	11	12	16	14	7	7	11	8	11	8	8	8	8	15	13	12	8	14	11	13	10	20	22	267	reaction to motion/improper motion
01	fall from height	17	19	14	17	17	21	16	19	21	15	20	12	14	21	13	10	16	16	13	17	22	11	17	378	fall from height
11	contact to high/low-temperature	19	15	4	11	15	9	13	12	16	15	7	7	7	4	7	5	7	7	10	8	12	8	11	229	contact to high/low-temperature

06	crashed by	5	3	8	10	7	6	5	4	10	5	3	5	5	2	4	3	5	6	2	8	4	5	11	126	crashed by
08	cut	11	12	10	9	5	6	6	9	8	6	2	8	6	10	5	5	3	7	3	6	2	5	9	153	cut
03	crash	5	7	6	5	5	6	10	7	9	10	6	6	9	5	6	4	7	5	5	6	6	2	9	146	crash
04	struck by flying or falling object	6	6	6	8	3	5	7	4	7	3	3	7	2	9	1	4	4	3	2	6	7	4	3	110	struck by flying or falling object
12	contact to harmful substance	2	5	3	3	1	3	3	2	3	2	3		3	2		4	1	2	5	3	1	4	3	58	contact to harmful substance
05	collapse	2	3	3	5	1	2		4	2	2	4	2	2	3	1	1		4	2	2			2	47	collapse
13	electric shock																							1	1	electric shock
17	traffic accident (public road)	3	4		4	1	2		4	3	2		1	1	2		3		2			2	3		37	traffic accident (public road)
90	others							1			1						1	1	1	1	1		1		8	others
15	burst		1	1		1					1														4	burst
09	injury to the sole of the foot	1									1				1										3	injury to the sole of the foot
16	fire														1			1							2	fire
18	traffic accident (others)										1			1											2	traffic accident (others)
10	drown																						1		1	drown
99	unclassifiable												1												1	unclassifiable
14	explosion																									explosion
	total	145	152	133	143	125	133	125	127	151	127	105	107	108	108	101	93	90	108	98	119	104	105	135	2,742	total

Transition of fatal and non-fatal accidents in workers ages in code no. 010106 soft drinks (1999-2021)

code	Age	1999	2000	2001	2002	2003	2004	2005	2006	2007	2008	2009	2010	2011	2012	2013	2014	2015	2016	2017	2018	2019	2020	2021	total	Age
6	60 years old or more	18	10	9	8	11	6	7	16	10	11	12	13	10	10	12	11	12	19	13	23	19	17	32	309	60 years old or more
5	50-59	33	33	35	38	41	34	30	32	40	34	25	21	21	24	22	20	25	21	19	33	21	14	31	647	50-59
4	40-49	31	40	30	35	14	22	18	27	33	29	15	32	21	24	31	22	22	23	27	36	29	29	29	619	40-49
3	30-39	18	27	29	30	32	31	31	31	41	23	33	25	31	27	24	24	18	26	20	8	18	30	22	599	30-39
2	20-29	42	40	27	27	23	34	36	16	25	24	16	12	22	20	10	14	11	19	17	16	14	12	21	498	20-29
1	19 years old or less	3	2	3	5	4	6	3	5	2	6	4	4	3	3	2	2	2		2	3	3	3		70	19 years old or less
	total	145	152	133	143	125	133	125	127	151	127	105	107	108	108	101	93	90	108	98	119	104	105	135	2,742	total

Transition of fatal and non-fatal accidents in workers scales in code no. 010106 soft drinks (1999-2021)

code	Workers scale	1999	2000	2001	2002	2003	2004	2005	2006	2007	2008	2009	2010	2011	2012	2013	2014	2015	2016	2017	2018	2019	2020	2021	total	Workers scale
5	100-299	56	48	38	38	34	39	43	43	51	48	44	44	32	34	37	31	29	32	37	48	41	37	49	933	100-299
4	50-99	22	22	22	27	21	21	22	22	33	23	11	20	13	24	22	17	28	23	17	17	29	30	30	516	50-99
3	30-49	19	24	12	16	17	22	16	15	27	20	20	14	14	11	12	11	9	16	12	20	12	10	19	368	30-49
2	10-29	22	35	33	38	26	23	24	23	25	16	15	15	26	23	20	20	12	22	12	12	17	11	14	484	10-29
6	300 workers or more	7	10	8	5	12	12	9	8	8	6	7	10	10	6	5	10	6	5	10	8	2	11	12	187	300 workers or more
1	9 workers or less	19	13	20	19	15	16	11	16	7	14	8	4	13	10	5	4	6	10	10	14	3	6	11	254	9 workers or less
	total	145	152	133	143	125	133	125	127	151	127	105	107	108	108	101	93	90	108	98	119	104	105	135	2,742	total

Transition of fatal and non-fatal accidents in months in code no. 010106 soft drinks (1999-2021)

code	Month	1999	2000	2001	2002	2003	2004	2005	2006	2007	2008	2009	2010	2011	2012	2013	2014	2015	2016	2017	2018	2019	2020	2021	total	Month
5	May	15	16	10	9	11	8	11	8	13	6	9	9	7	14	6	14	5	7	12	10	5	15	16	236	May

6	June	8	7	17	17	11	17	7	14	15	10	10	9	14	12	16	5	10	12	11	7	8	6	15	258	June
7	July	9	14	11	18	14	13	21	14	18	14	6	10	10	8	10	7	10	8	6	13	9	7	14	264	July
3	March	14	16	13	15	15	12	13	15	13	13	3	8	8	7	8	8	9	4	7	7	7	16	12	243	March
9	September	12	13	9	14	5	7	8	11	10	10	10	7	9	11	9	8	9	8	7	6	8	5	11	207	September
8	August	13	17	18	12	5	16	15	8	11	12	6	10	10	8	10	7	6	11	11	11	10	10	10	247	August
10	October	14	9	11	12	11	8	9	8	14	10	10	13	8	13	7	8	5	19	10	13	8	5	10	235	October
4	April	14	10	14	12	12	10	11	14	17	16	7	5	11	5	6	5	7	12	6	13	12	4	10	233	April
1	January	9	11	6	9	11	14	8	11	11	15	13	12	10	12	8	5	6	4	7	11	10	5	10	218	January
12	December	10	8	8	11	11	14	8	5	10	9	9	10	8	4	3	13	9	7	7	12	8	9	10	203	December
2	February	13	15	4	6	14	9	7	8	10	6	11	6	7	11	10	6	7	5	7	9	12	8	9	200	February
11	November	14	16	12	8	5	5	7	11	9	6	11	8	6	3	8	7	7	11	7	7	7	15	8	198	November
	total	145	152	133	143	125	133	125	127	151	127	105	107	108	108	101	93	90	108	98	119	104	105	135	2,742	total

Transition of fatal and non-fatal accidents in prefectures in code no. 010106 soft drinks (1999-2021)

code	Prefecture	1999	2000	2001	2002	2003	2004	2005	2006	2007	2008	2009	2010	2011	2012	2013	2014	2015	2016	2017	2018	2019	2020	2021	total	Prefecture
23	Aichi	8	3	4		4		3	10	5	3	7	1	3	1	4	2	2	6	3	5	3	9	12	98	Aichi
20	Nagano	9	12	10		9		3	8	8	12	7	6	3	4	7	1	3	2	5	6	6	5	10	136	Nagano
22	Shizuoka	11	11	13		13		8	8	9	9	9	12	8	10	4	9	6	11	9	8	6	13	9	196	Shizuoka
34	Hiroshima	3	2	5		5		6	2	1	1		1	3	3	1	5	1	4	5	2	3	2	9	64	Hiroshima
19	Yamanashi	2	1	2		2		7	6	5	5	4	3	2	10	2	6	3	7	6	7	10	8	8	106	Yamanashi
1	Hokkaido	9	13	5		5		6	4	7	2	6	4	5	3	1	2	4	5	3	9	3	4	7	107	Hokkaido
12	Chiba	15	5	4		7		1	3	11	7	5	7	5	5	10	3	8	4	6	8	8	2	6	130	Chiba
30	Wakayama	3	5	5		4		3	7	5	3		2	2	3	6	8	3	5	2	3	5	4	6	84	Wakayama

27	Osaka	6	4	5		1		5	5	4	6	4	3	3	2	2	4	1	1		2		1	6	65	Osaka
2	Aomori	1	3	4		5		1	3	3	5	2	6	7	7	5	3	5	2	2	3	5	4	5	81	Aomori
14	Kanagawa	3	5	4		3		7	6	4	3	3	3	3	6	1	2	2	3	1	4	6	1	5	75	Kanagawa
6	Yamagata	1	5	1		3		4	2	4	4	3	5	1	2	1		2		5	1	3	4	5	56	Yamagata
28	Hyogo	7	9	2		3		3	5	4	4	8	2	4	1	5	2	4	4	4	5	2	3	4	85	Hyogo
26	Kyoto	9	1	7		6		8	5	4	5	4	5	1		2	1	1	1	3		3	2	4	72	Kyoto
45	Miyazaki	7	6			3		3	1	2	2	1			3		3	1	1		2		4	4	43	Miyazaki
44	Oita	5	7	3				5	3	1	6	4	4	6	2	2	1	2	3	4	4	1	1	3	67	Oita
24	Mie	1	1	2		5		3	2	5	3	3	3	6	1	1	3	3	4	1	7	5	4	3	66	Mie
41	Saga	1	1	3				2	3	3	3	1	2	5	3		5	1	3	5	2		3	3	49	Saga
16	Toyama	2	3	2		1		4	2	3	3	1	2	3	2		2	1	4	3	1	2	3	3	47	Toyama
10	Gunma	5	6	8		8		4	7	6	3	6	1	7	3	4	7	3	4	2	6	7	5	2	104	Gunma
11	Saitama	2	7	4		6		3	5	10		2	3	1	5	4	3	3	1	2	5	2	1	2	71	Saitama
21	Gifu	6	4	2		2		3	1	3	5	2	3	1	4	2	1	2	4	1	5	1	2	2	56	Gifu
35	Yamaguchi	3	2	1		1		6		4	5	5	3	3	4	3	1			1	3	3	2	2	52	Yamaguchi
8	Ibaraki	4	7	4		1		2	3	3	3		2	1	1		3	2	1	2	1	1		2	43	Ibaraki
9	Tochigi	2	2	4					4	1	2		3	2	3	4	1	3	1				2	2	36	Tochigi
46	Kagoshima	1	2			3		3	1	1				3	1	2	3	5	3	2	2	1		2	35	Kagoshima
25	Shiga		1	1		4		2		1	1		1	1	1	1	2	2	3	2	1	1	2	2	29	Shiga
40	Fukuoka	5	4	5		5		3	6	11	5	8	5	4	5	6	4	3	2	6	4	4	2	1	98	Fukuoka
47	Okinawa		1			1		4	4	3	5	3	1	4	4	3	2	4	4	5	1	1		1	51	Okinawa
13	Tokyo	4	5	6		1			2	2	2	1	3	1		2	1	2	2	1		4	2	1	42	Tokyo
32	Shimane	1		3		2		1	2		1		2	1		3	1	1	2		3	1	3	1	28	Shimane
33	Okayama		1	3				1		3			1					1		2	2		1	1	16	Okayama

29	Nara	1		1		1									1					1				1	6	Nara
31	Tottori										1				2								1	1	5	Tottori
38	Ehime	2	4	3					3	3	1		1	2	2	3		1		1	2		2		30	Ehime
39	Kochi	1	1					4		3	1	2	1	1	1	3		3	1	2	1		1		26	Kochi
43	Kumamoto	1	3			7		1	1	1	1	1	1		1	1		1	2		1	1			24	Kumamoto
7	Fukushima	1	2	1				1		1	2	2				2		1	2			2			17	Fukushima
4	Miyagi			2		1		2		2			3	2	1				1			2			16	Miyagi
3	Iwate	1		2				2	1	1			1	2		1	1								12	Iwate
15	Niigata									1	2	1				1			4	1	1		1		12	Niigata
42	Nagasaki		1	1		1			1					2	1						1		1		9	Nagasaki
5	Akita		1							1	1					1	1		1		1				7	Akita
18	Fukui	1		1		1		1		1						1						1			7	Fukui
36	Tokushima		1			1			1				1									1			5	Tokushima
17	Ishikawa	1								1															2	Ishikawa
37	Kagawa																									Kagawa
	total	145	152	133		125		125	127	151	127	105	107	108	108	101	93	90	108	98	119	104	105	135	2,466	total

Data source : https://anzeninfo.mhlw.go.jp/user/anzen/tok/anst00.htm

Return to https://www.jisha.or.jp/english/statistics/202211_23.html