Transition of fatal and non-fatal accidents in each element like as causal agents, type of accidents, etc. in code no. 010203 weaving (1999-2021)

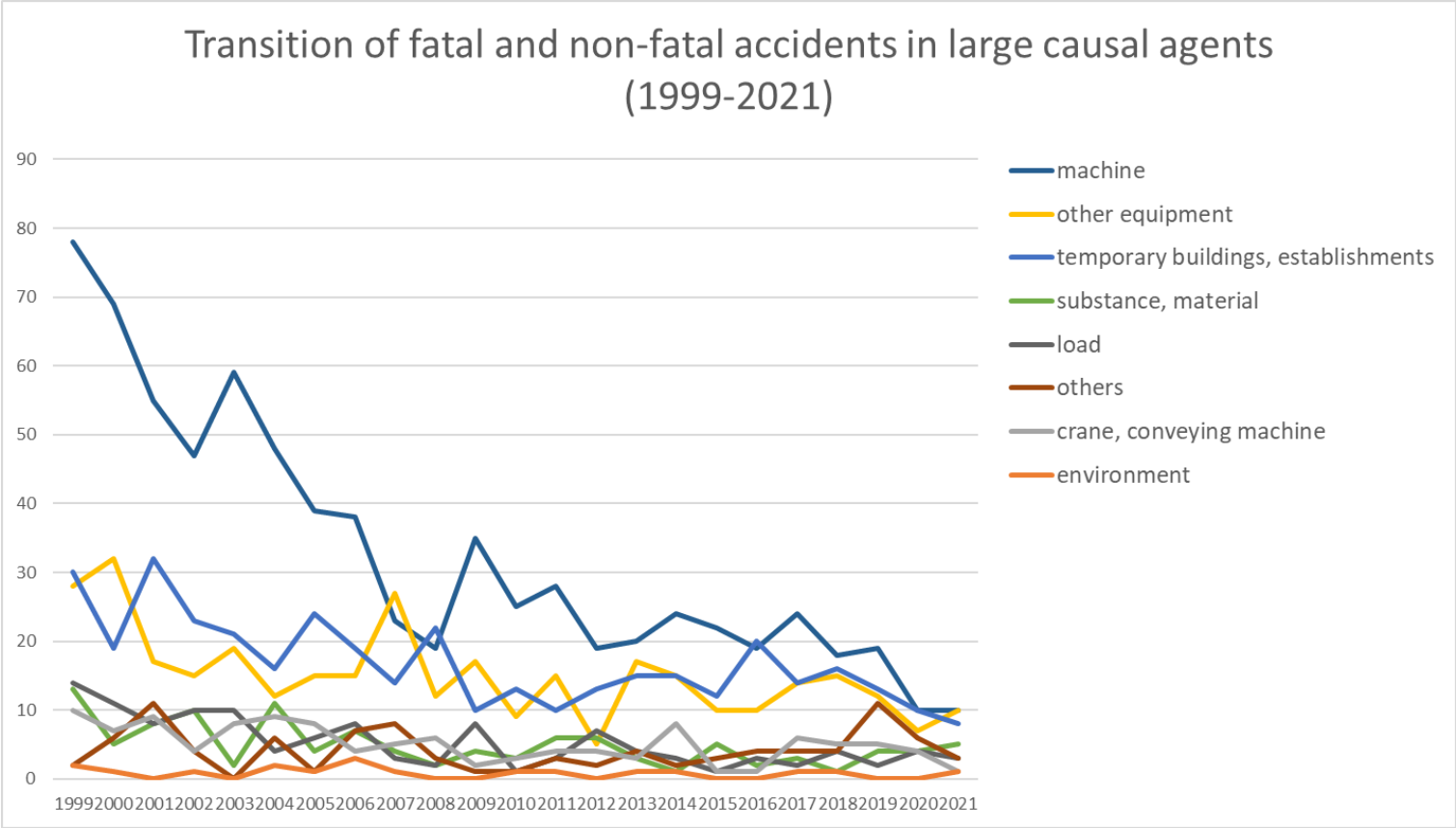

Transition of fatal and non-fatal accidents in large causal agents in code no. 010203 weaving (1999-2021)

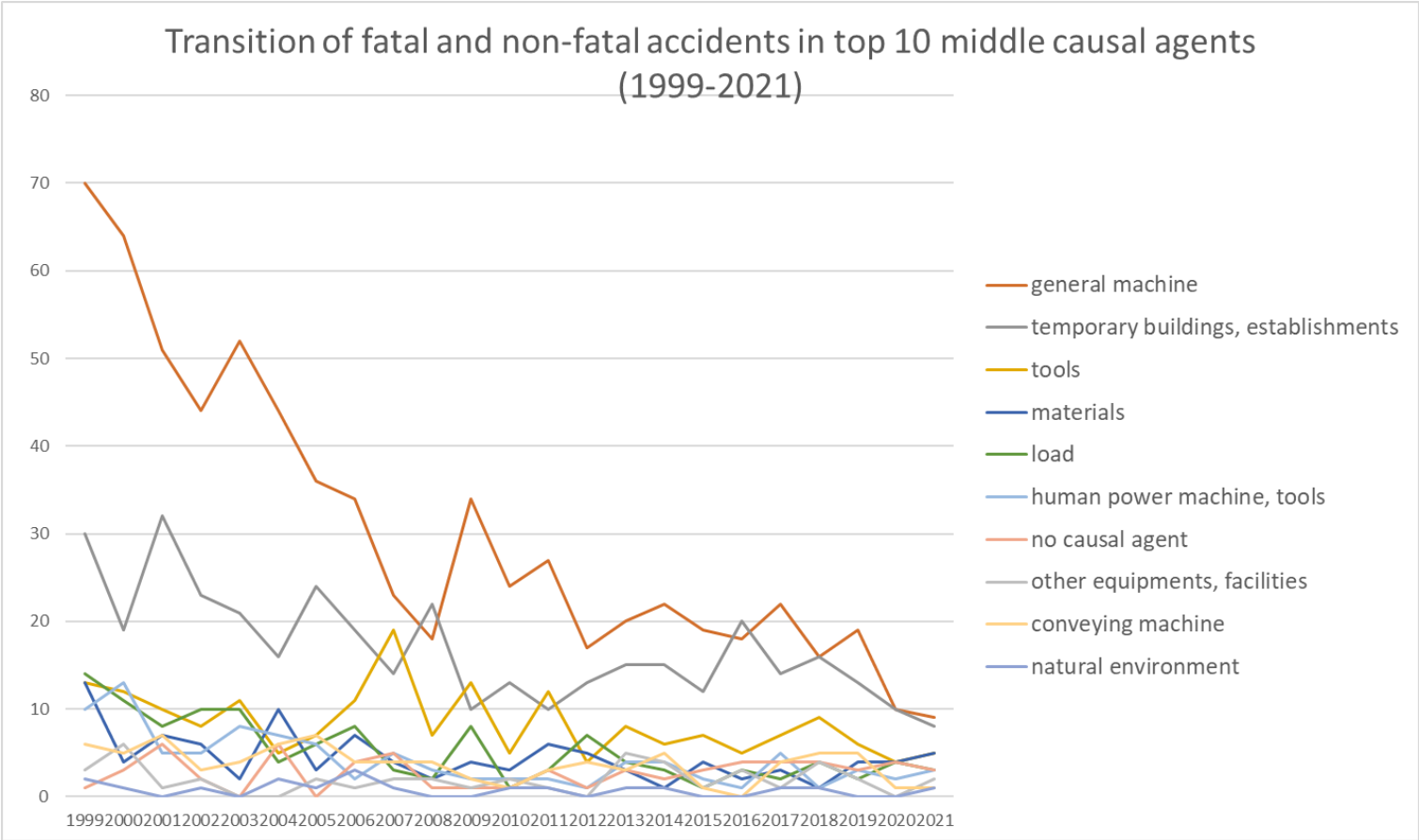

Transition of fatal and non-fatal accidents in middle causal agents in code no. 010203 weaving (1999-2021)

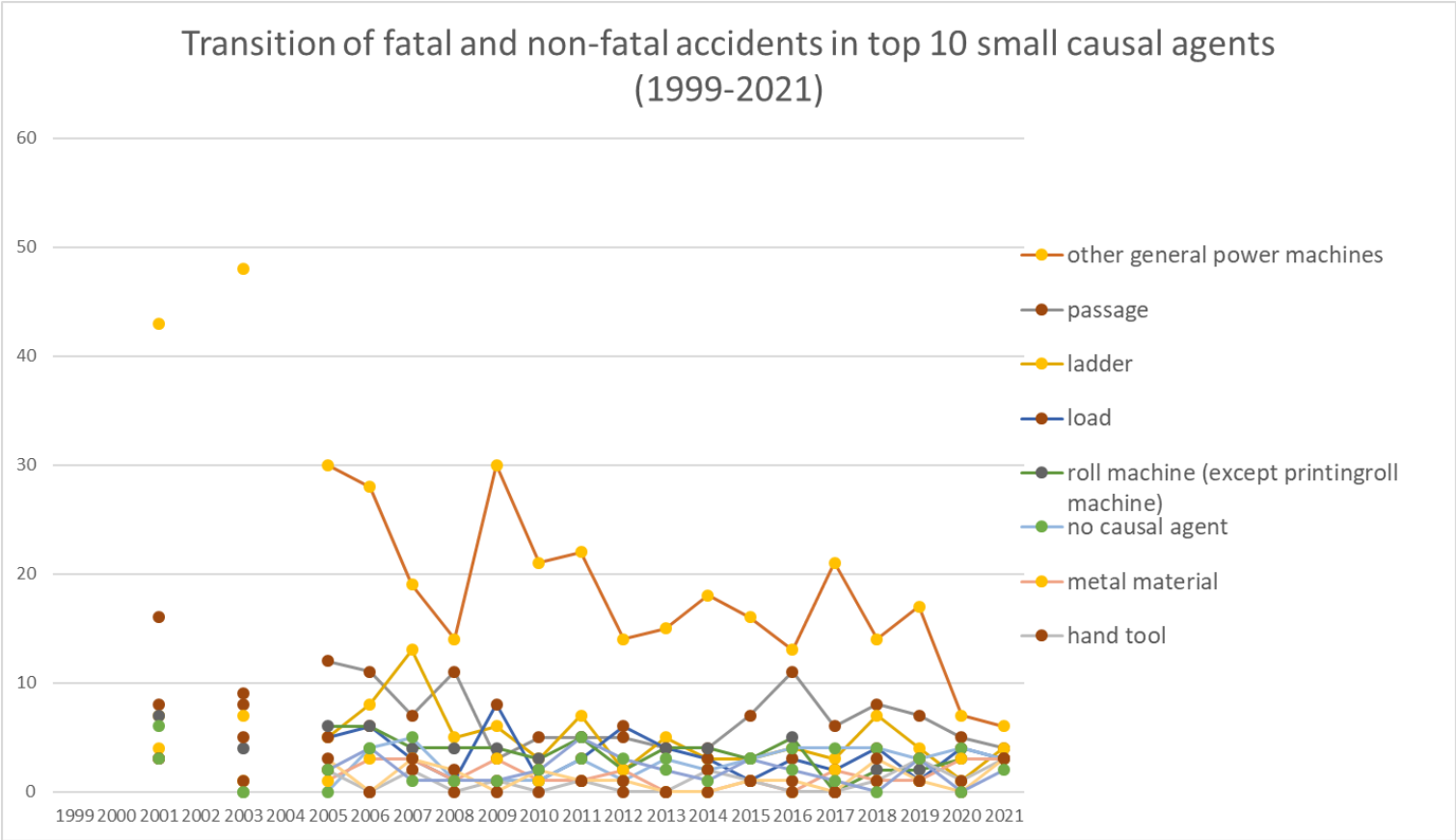

Transition of fatal and non-fatal accidents in small causal agents in code no. 010203 weaving (1999-2021)

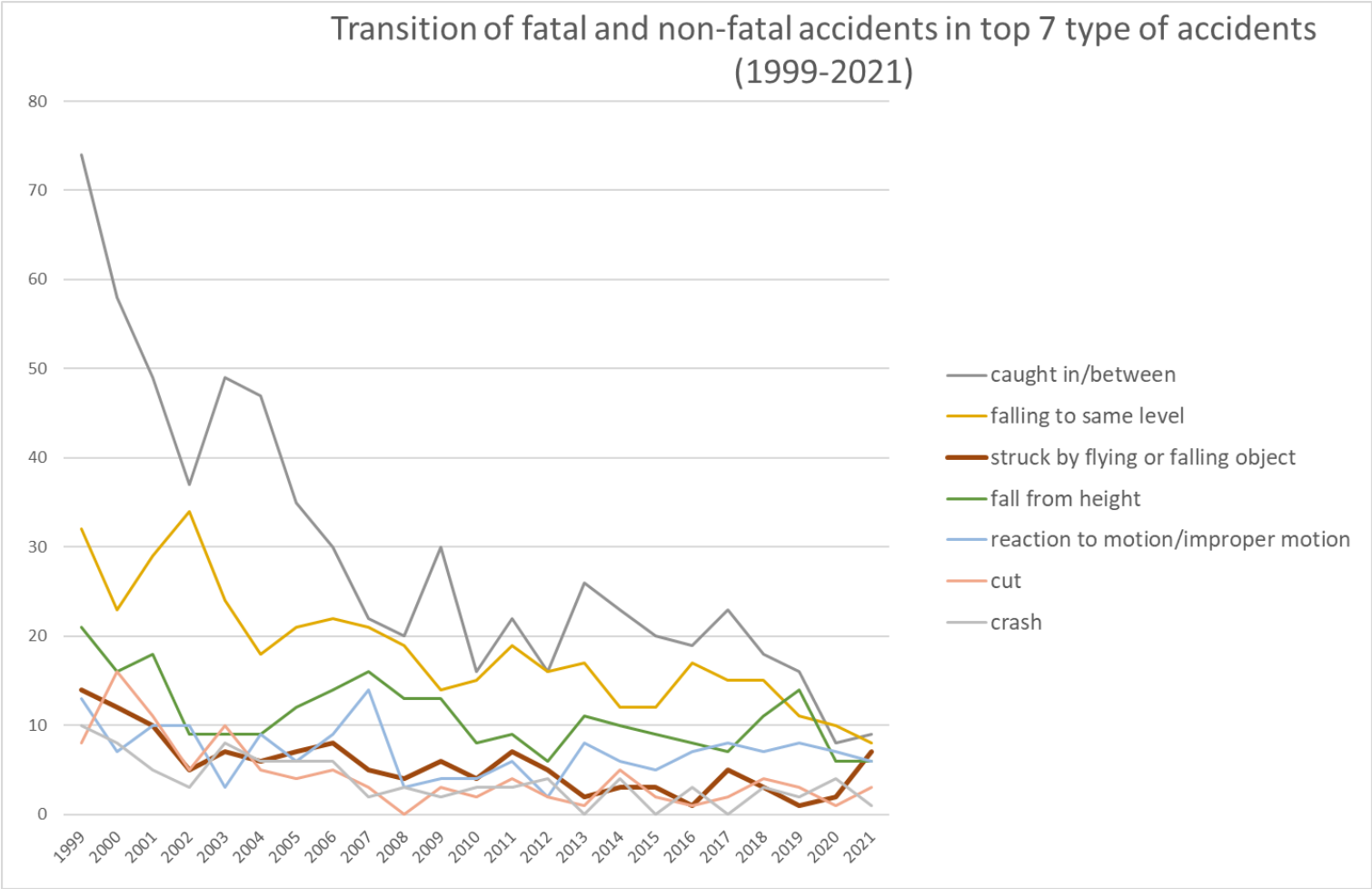

Transition of fatal and non-fatal accidents in type of accidents in code no. 010203 weaving (1999-2021)

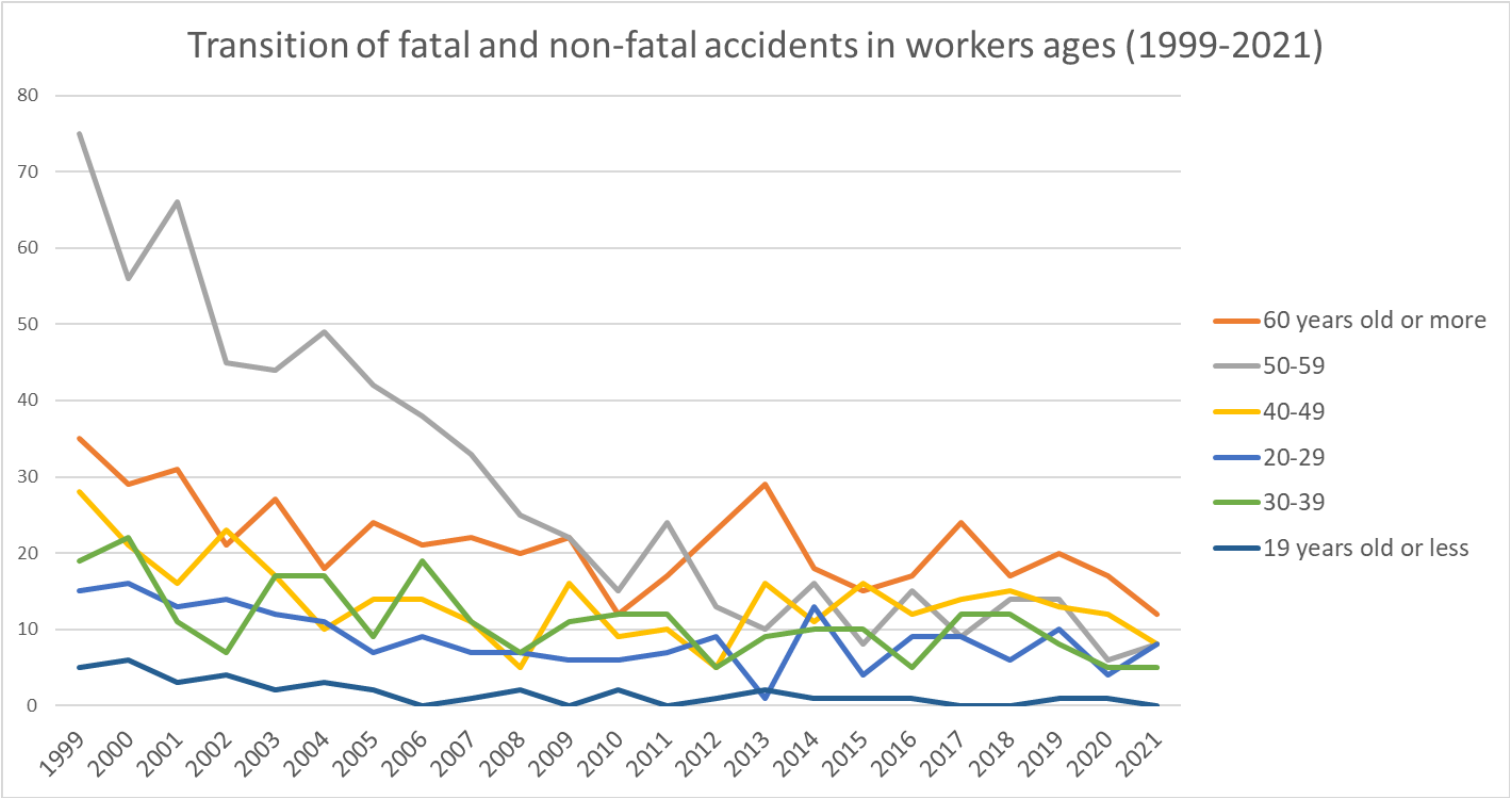

Transition of fatal and non-fatal accidents in workers ages in code no. 010203 weaving (1999-2021)

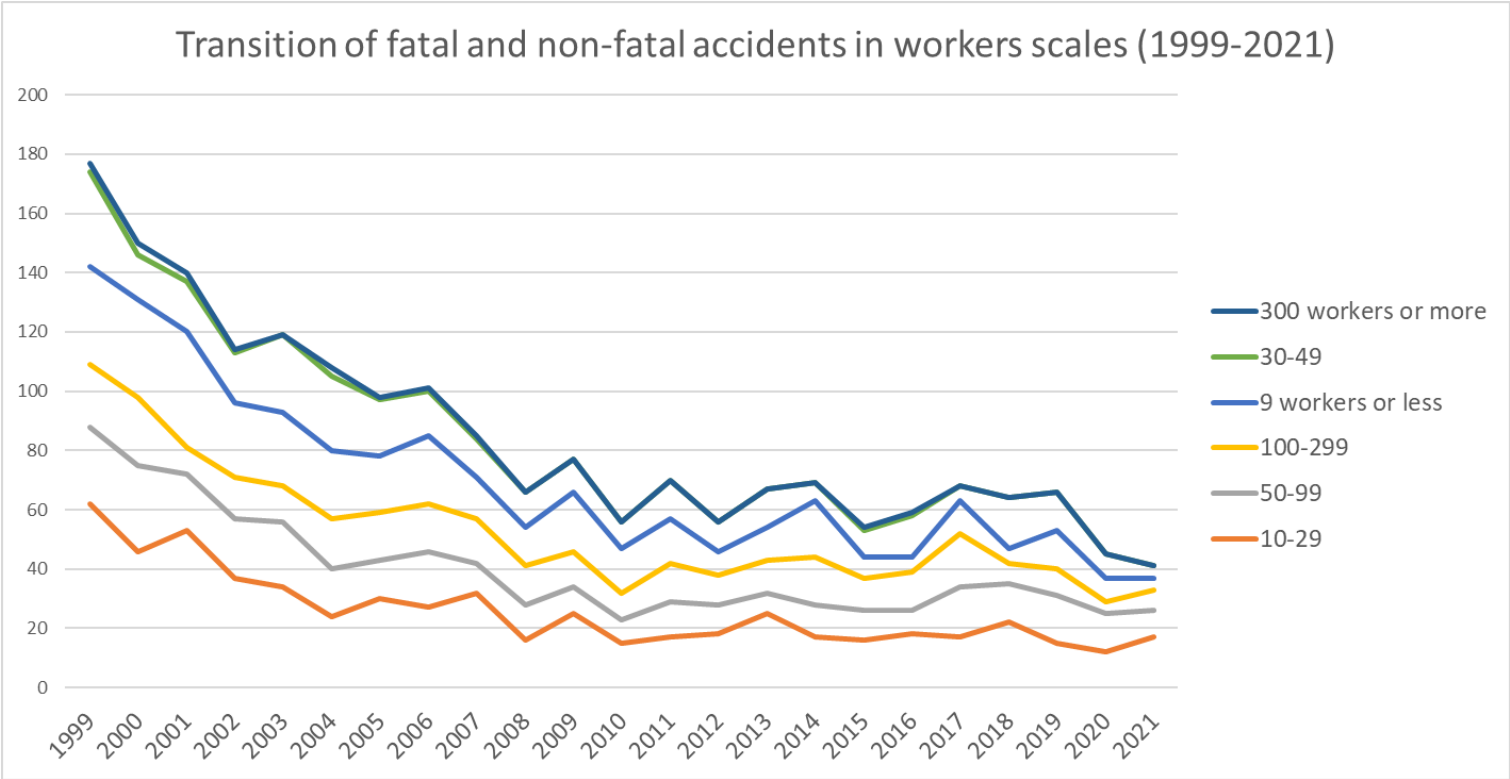

Transition of fatal and non-fatal accidents in workers scales in code no. 010203 weaving (1999-2021)

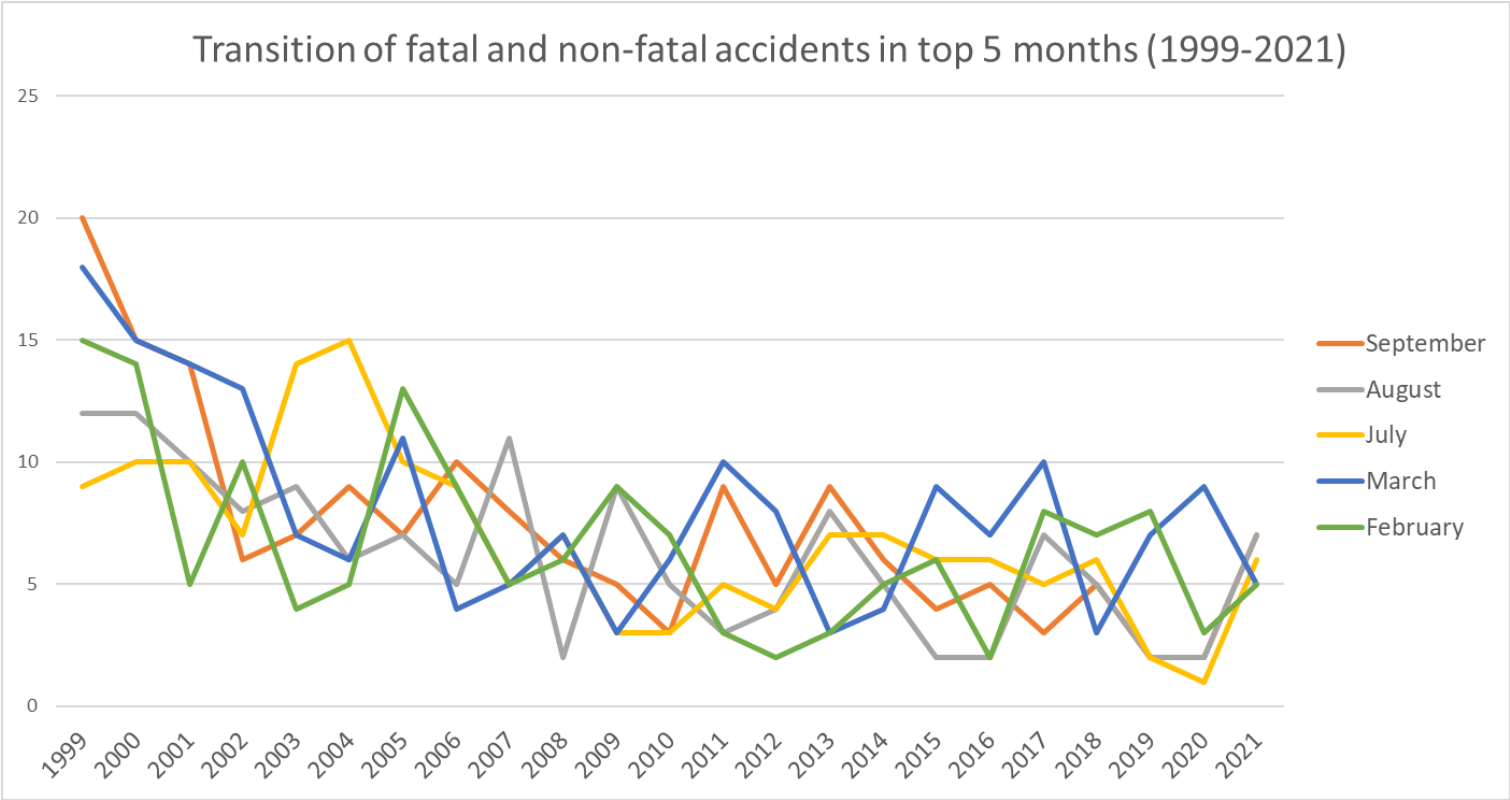

Transition of fatal and non-fatal accidents in months in code no. 010203 weaving (1999-2021)

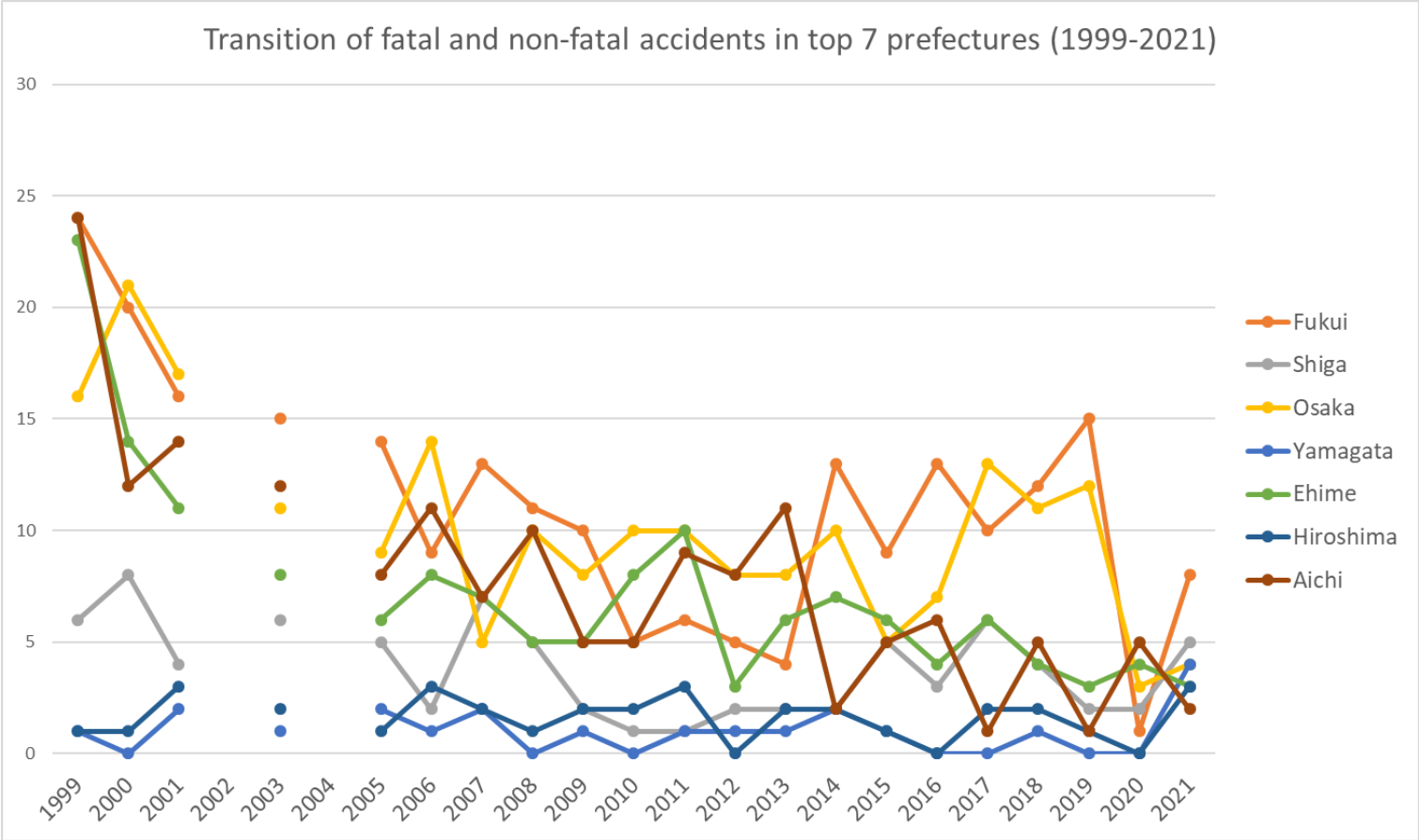

Transition of fatal and non-fatal accidents in prefectures in code no. 010203 weaving (1999-2021)

Transition of fatal and non-fatal accidents in large causal agents in code no. 010203 weaving (1999-2021)

code	Causal (L) agents	1999	2000	2001	2002	2003	2004	2005	2006	2007	2008	2009	2010	2011	2012	2013	2014	2015	2016	2017	2018	2019	2020	2021	total	Causal (L) agents
1	machine	78	69	55	47	59	48	39	38	23	19	35	25	28	19	20	24	22	19	24	18	19	10	10	748	machine
3	other equipment	28	32	17	15	19	12	15	15	27	12	17	9	15	5	17	15	10	10	14	15	12	7	10	348	other equipment
4	temporary buildings, establishments	30	19	32	23	21	16	24	19	14	22	10	13	10	13	15	15	12	20	14	16	13	10	8	389	temporary buildings,

																										establishments
5	substance, material	13	5	8	10	2	11	4	7	4	2	4	3	6	6	3	1	5	2	3	1	4	4	5	113	substance, material
6	load	14	11	8	10	10	4	6	8	3	2	8	1	3	7	4	3	1	3	2	4	2	4	3	121	load
9	others	2	6	11	4		6	1	7	8	3	1	1	3	2	4	2	3	4	4	4	11	6	3	96	others
2	crane, conveying machine	10	7	9	4	8	9	8	4	5	6	2	3	4	4	3	8	1	1	6	5	5	4	1	117	crane, conveying machine
7	environment	2	1		1		2	1	3	1			1	1		1	1			1	1			1	18	environment
	total	177	150	140	114	119	108	98	101	85	66	77	56	70	56	67	69	54	59	68	64	66	45	41	1,950	total

Transition of fatal and non-fatal accidents in middle causal agents in code no. 010203 weaving (1999-2021)

code	Causal (M) agents	1999	2000	2001	2002	2003	2004	2005	2006	2007	2008	2009	2010	2011	2012	2013	2014	2015	2016	2017	2018	2019	2020	2021	total	Causal (M) agents
16	general machine	70	64	51	44	52	44	36	34	23	18	34	24	27	17	20	22	19	18	22	16	19	10	9	693	general machine
41	temporary buildings, establishments	30	19	32	23	21	16	24	19	14	22	10	13	10	13	15	15	12	20	14	16	13	10	8	389	temporary buildings, establishments
37	tools	13	12	10	8	11	5	7	11	19	7	13	5	12	4	8	6	7	5	7	9	6	4	5	194	tools
52	materials	13	4	7	6	2	10	3	7	4	2	4	3	6	5	3	1	4	2	3	1	4	4	5	103	materials
61	load	14	11	8	10	10	4	6	8	3	2	8	1	3	7	4	3	1	3	2	4	2	4	3	121	load
36	human power machine, tools	10	13	5	5	8	7	6	2	5	3	2	2	2	1	4	4	2	1	5	1	3	2	3	96	human power machine, tools
																										no causal

92	no causal agent	1	3	6	2		6		4	5	1	1	1	3	1	3	2	3	4	4	4	3	4	3	64	agent
39	other equipments, facilities	3	6	1	2			2	1	2	2	1	2	1		5	4	1	3	1	4	2		2	45	other equipments, facilities
22	conveying machine	6	5	7	3	4	6	7	4	4	4	2	1	3	4	3	5	1		4	5	5	1	1	85	conveying machine
71	natural environment	2	1		1		2	1	3	1			1	1		1	1			1	1			1	18	natural environment
13	woodworking machine	1		2	1																			1	5	woodworking machine
12	power transmission mechanism	5	2	1		6	2	2	3		1	1		1	1		1	3	1	1	1				32	power transmission mechanism
91	other causal agent		3	3	2				2	3	2				1	1						1	2		20	other causal agent
21	crane	3	1	2		1	2	1		1	1			1			1		1	2			1		18	crane
15	metal manufacturing machine	2	3	1	2	1	1	1	1				1				1				1				15	metal manufacturing machine
23	vehicle	1	1		1	3	1				1		2				2						2		14	vehicle
99	unclassifiable	1		2				1	1													7			12	unclassifiable
51	hazards, harmful substances		1	1	4		1	1							1			1							10	hazards, harmful substances
31	pressure vessel	1	1						1										1	1		1	1		7	pressure vessel

35	electric equipment			1						1		1									1				4	electric equipment
11	engine						1								1										2	engine
34	kiln, caldron	1															1								2	kiln, caldron
14	construction machine																			1					1	construction machine
17	mobile silviculture machine																									mobile silviculture machine
32	chemical facilities																									chemical facilities
33	welding equipment																									welding equipment
	total	177	150	140	114	119	108	98	101	85	66	77	56	70	56	67	69	54	59	68	64	66	45	41	1,950	total

Transition of fatal and non-fatal accidents in small causal agents in code no. 010203 weaving (1999-2021)

code	Causal (S) agents	1999	2000	2001	2002	2003	2004	2005	2006	2007	2008	2009	2010	2011	2012	2013	2014	2015	2016	2017	2018	2019	2020	2021	total	Causal (S) agents
169	other general power machines			43		48		30	28	19	14	30	21	22	14	15	18	16	13	21	14	17	7	6	396	other general power machines
417	passage			16		8		12	11	7	11	3	5	5	5	4	4	7	11	6	8	7	5	4	139	passage
371	ladder			7		7		5	8	13	5	6	3	7	2	5	3	3	4	3	7	4	1	4	97	ladder
611	load			8		9		5	6	3	1	8	1	3	6	4	3	1	3	2	4	1	4	3	75	load
163	roll machine (except printingroll machine)			7		4		6	6	4	4	4	3	5	2	4	4	3	5		2	2	3	3	71	roll machine (except printingroll machine)

921	no causal agent			6					4	5	1	1	1	3	1	3	2	3	4	4	4	3	4	3	52	no causal agent
521	metal material			4		1		1	3	3	1	3	1	1	2			1		2	1	1	3	3	31	metal material
364	hand tool			3		5		2		2		1		1			2	1			1	3	1	3	25	hand tool
418	building, establishment			3		1		3		3	2		2	1	1			1	1		3	1		3	25	building, establishment
529	other materials			3				2	4	1	1	1	2	5	3	2	1	3	2	1		3		2	36	other materials
391	other equipment, facilities			1				2	1	2	2	1	2	1		5	4	1	3	1	4	2		2	34	other equipment, facilities
379	other tools			3		4		1	3	6	2	5	2	5	2	3	2	4	1	3	2	2	3	1	54	other tools
222	forklift			1		2		4	2	2	1		1		2	3				3	3	1		1	26	forklift
419	other temporary buildings, establishments			4		3		2		1	2		2	1	2		2		1		1		2	1	24	other temporary buildings, establishments
719	other environments							1	1	1			1	1						1	1			1	8	other environments
131	circular sawing machine			2																				1	3	circular sawing machine
416	working platform, boot board			4		8		3	5	1	6	3	2	3	4	6	3	1	6	4	2	3	1		65	working platform, boot board
413	stairs, landing stage			3				4	3	2		4	1			3	3	2	1	4	2	1	2		35	stairs, landing stage
362	human power hauling equipment			1		2		3	2	3	3	1	2	1	1	3	2	1	1	5					31	human power hauling equipment
121	power transmission mechanism			1		6		2	3		1	1		1	1		1	3	1	1	1				23	power transmission mechanism
221	truck			3		1		1	2		1	1		2	1			1		1	1	1			16	truck

224	conveyor			1				2		1	2	1		1	1		4				1		1		15	conveyor
911	other causal agent			3					2	3	2				1	1						1	2		15	other causal agent
999	unclassifiable			2				1	1													7			11	unclassifiable
231	cars, bus, motorcycle					3					1		2				2						2		10	cars, bus, motorcycle
612	machine/equipment as load					1		1	2		1				1							1			7	machine/equipment as load
211	crane					1		1						1					1	1			1		6	crane
229	other powered conveying machines			1		1				1							1					2			6	other powered conveying machines
372	slinging tool							1				2					1			1					5	slinging tool
414	opening			2		1											2								5	opening
415	roof, beam, haze, crossbeam, principal rafter										1				1	2		1							5	roof, beam, haze, crossbeam, principal rafter
214	elevator, lift			2													1			1					4	elevator, lift
312	pressure vessel																		1	1		1	1		4	pressure vessel
359	other electrical equipment			1						1		1									1				4	other electrical equipment
154	power press					1			1								1								3	power press
159	other metal manufacturing machines			1				1					1												3	other metal manufacturing machines
162	mixer, grinder			1											1					1					3	mixer, grinder
	human power																									human power

363	machine					1										1							1		3	machine
411	scaffolding												1				1					1			3	scaffolding
522	lumber, bamboo					1										1							1		3	lumber, bamboo
219	other powered crane									1	1														2	other powered crane
361	human power cranes			1				1																	2	human power cranes
514	harmful substance														1			1							2	harmful substance
519	other hazards, harmful substances			1				1																	2	other hazards, harmful substances
111	engine														1										1	engine
144	hardening machine																			1					1	hardening machine
156	shearing machine																				1				1	shearing machine
164	injection molding machine															1									1	injection molding machine
223	railway equipment																					1			1	railway equipment
225	loader			1																					1	loader
319	other pressure vessels								1																1	other pressure vessels
342	industrial dryer																1								1	industrial dryer
712	standing tree								1																1	standing tree
713	water								1																1	water
714	abnormal environment																1								1	abnormal environment

715	high/cold temperature environment															1									1	high/cold temperature environment
132	band sawing machine																									band sawing machine
133	wood planer machine																									wood planer machine
134	hollow chisel mortiser, wood borer																									hollow chisel mortiser, wood borer
135	chamfering machine, router, woodworking milling machine																									chamfering machine, router, woodworking milling machine
136	chain saw																									chain saw
139	other woodworking machines																									other woodworking machines
141	leveling, transporting or loading machine																									leveling, transporting or loading machine
142	excavating machine																									excavating machine
143	foundation work machine																									foundation work machine
145	demolition machine																									demolition machine
146	vehicle for high lift																									vehicle for high lift

	work																									work
149	other construction machines																									other construction machines
151	lathe																									lathe
152	drill press, milling machine																									drill press, milling machine
153	grinding machine, buffing machine																									grinding machine, buffing machine
155	forging pressure hammer																									forging pressure hammer
161	centrifugal machine																									centrifugal machine
165	food manufacturing machine																									food manufacturing machine
166	printing machine																									printing machine
167	industrial robot																									industrial robot
171	felling machine																									felling machine
172	mobile logging machine																									mobile logging machine
173	skyline yarding machine																									skyline yarding machine
179	other mobile silviculture machine																									other mobile silviculture machine
212	mobile crane																									mobile crane
213	derrick crane																									derrick crane
	cargo lifting																									cargo lifting

215	appliance																									appliance
216	gondola																									gondola
217	lumberyard equipment, logging cableway																									lumberyard equipment, logging cableway
218	simple skyline yarding equipment																									simple skyline yarding equipment
226	straddle carrier																									straddle carrier
227	rough terrain hauler																									rough terrain hauler
232	railway vehicle																									railway vehicle
239	other vehicles																									other vehicles
311	boiler																									boiler
321	chemical facilities																									chemical facilities
331	gas welding equipment																									gas welding equipment
332	arc welding equipment																									arc welding equipment
339	other welding equipment																									other welding equipment
341	kiln, caldron																									kiln, caldron
349	other kiln, caldron																									other kiln, caldron
351	transmission																									transmission
352	electric power facilities																									electric power facilities

412	timbering																									timbering
511	explosive substance																									explosive substance
512	inflammable substance																									inflammable substance
513	inflammable gas																									inflammable gas
515	radiation																									radiation
523	stone, sand, substance																									stone, sand, substance
711	natural ground, rock																									natural ground, rock
	total			140		119		98	101	85	66	77	56	70	56	67	69	54	59	68	64	66	45	41	1,401	total

Transition of fatal and non-fatal accidents in type of accidents in code no. 010203 weaving (1999-2021)

code	Type of accidents	1999	2000	2001	2002	2003	2004	2005	2006	2007	2008	2009	2010	2011	2012	2013	2014	2015	2016	2017	2018	2019	2020	2021	total	Type of accidents
07	caught in/between	74	58	49	37	49	47	35	30	22	20	30	16	22	16	26	23	20	19	23	18	16	8	9	667	caught in/between
02	falling to same level	32	23	29	34	24	18	21	22	21	19	14	15	19	16	17	12	12	17	15	15	11	10	8	424	falling to same level
04	struck by flying or falling object	14	12	10	5	7	6	7	8	5	4	6	4	7	5	2	3	3	1	5	3	1	2	7	127	struck by flying or falling object
01	fall from height	21	16	18	9	9	9	12	14	16	13	13	8	9	6	11	10	9	8	7	11	14	6	6	255	fall from height
19	reaction to motion/improper motion	13	7	10	10	3	9	6	9	14	3	4	4	6	2	8	6	5	7	8	7	8	7	6	162	reaction to motion/improper motion
08	cut	8	16	11	5	10	5	4	5	3		3	2	4	2	1	5	2	1	2	4	3	1	3	100	cut

03	crash	10	8	5	3	8	6	6	6	2	3	2	3	3	4		4		3		3	2	4	1	86	crash
05	collapse	1	2	1	1	1	1		1			1			2				1				1	1	14	collapse
06	crashed by	3	4	2	4	3	3	4	2	1	2	4	1		2		3	1	1	3	2	2	3		50	crashed by
11	contact to high/low-temperature		3		2	2		1	2	1			1			2	1		1	2		2			20	contact to high/low-temperature
17	traffic accident (public road)			1		3					2		2				2						2		12	traffic accident (public road)
16	fire			1				1										1				7			10	fire
12	contact to harmful substance		1		4		1								1			1							8	contact to harmful substance
90	others	1		1			2		1												1		1		7	others
09	injury to the sole of the foot								1											2					3	injury to the sole of the foot
13	electric shock			1				1																	2	electric shock
18	traffic accident (others)						1													1					2	traffic accident (others)
99	unclassifiable			1																					1	unclassifiable
10	drown																									drown
14	explosion																									explosion
15	burst																									burst
	total	177	150	140	114	119	108	98	101	85	66	77	56	70	56	67	69	54	59	68	64	66	45	41	1,950	total

Transition of fatal and non-fatal accidents in workers ages in code no. 010203 weaving (1999-2021)

code	Age	1999	2000	2001	2002	2003	2004	2005	2006	2007	2008	2009	2010	2011	2012	2013	2014	2015	2016	2017	2018	2019	2020	2021	total	Age
6	60 years old or more	35	29	31	21	27	18	24	21	22	20	22	12	17	23	29	18	15	17	24	17	20	17	12	491	60 years old or more
5	50-59	75	56	66	45	44	49	42	38	33	25	22	15	24	13	10	16	8	15	9	14	14	6	8	647	50-59
4	40-49	28	21	16	23	17	10	14	14	11	5	16	9	10	5	16	11	16	12	14	15	13	12	8	316	40-49
2	20-29	15	16	13	14	12	11	7	9	7	7	6	6	7	9	1	13	4	9	9	6	10	4	8	203	20-29
3	30-39	19	22	11	7	17	17	9	19	11	7	11	12	12	5	9	10	10	5	12	12	8	5	5	255	30-39
1	19 years old or less	5	6	3	4	2	3	2		1	2		2		1	2	1	1	1			1	1		38	19 years old or less
	total	177	150	140	114	119	108	98	101	85	66	77	56	70	56	67	69	54	59	68	64	66	45	41	1,950	total

Transition of fatal and non-fatal accidents in workers scales in code no. 010203 weaving (1999-2021)

code	Workers scale	1999	2000	2001	2002	2003	2004	2005	2006	2007	2008	2009	2010	2011	2012	2013	2014	2015	2016	2017	2018	2019	2020	2021	total	Workers scale
2	10-29	62	46	53	37	34	24	30	27	32	16	25	15	17	18	25	17	16	18	17	22	15	12	17	595	10-29
4	50-99	26	29	19	20	22	16	13	19	10	12	9	8	12	10	7	11	10	8	17	13	16	13	9	329	50-99
5	100-299	21	23	9	14	12	17	16	16	15	13	12	9	13	10	11	16	11	13	18	7	9	4	7	296	100-299
1	9 workers or less	33	33	39	25	25	23	19	23	14	13	20	15	15	8	11	19	7	5	11	5	13	8	4	388	9 workers or less
3	30-49	32	15	17	17	26	25	19	15	13	12	11	9	13	10	13	6	9	14	5	17	13	8	4	323	30-49
6	300 workers or more	3	4	3	1		3	1	1	1								1	1						19	300 workers or more
	total	177	150	140	114	119	108	98	101	85	66	77	56	70	56	67	69	54	59	68	64	66	45	41	1,950	total

Transition of fatal and non-fatal accidents in months in code no. 010203 weaving (1999-2021)

code	Month	1999	2000	2001	2002	2003	2004	2005	2006	2007	2008	2009	2010	2011	2012	2013	2014	2015	2016	2017	2018	2019	2020	2021	total	Month
9	September	20	15	14	6	7	9	7	10	8	6	5	3	9	5	9	6	4	5	3	5	2	2	7	167	September

8	August	12	12	10	8	9	6	7	5	11	2	9	5	3	4	8	5	2	2	7	5	2	2	7	143	August
7	July	9	10	10	7	14	15	10	9	5	7	3	3	5	4	7	7	6	6	5	6	2	1	6	157	July
3	March	18	15	14	13	7	6	11	4	5	7	3	6	10	8	3	4	9	7	10	3	7	9	5	184	March
2	February	15	14	5	10	4	5	13	9	5	6	9	7	3	2	3	5	6	2	8	7	8	3	5	154	February
5	May	18	12	16	9	20	11	5	2	8	5	6	2	3	7	7	5	4	5	4	6	2	3	3	163	May
1	January	10	12	12	6	10	12	7	12	6	3	6	4	7	6	4	8	4	8	5	3	3	4	3	155	January
6	June	14	12	22	14	8	10	8	10	7	6	7	5	5	4	2	4	4	4	5	5	14	4	1	175	June
4	April	19	13	13	15	11	6	9	9	5	5	2	7	6	3	11	7	3	5	5	3	4	5	1	167	April
10	October	16	14	11	9	10	13	5	10	14	4	11	7	4	3	5	5	4	2	5	5	4	5	1	167	October
11	November	14	8	7	6	12	3	6	10	7	11	11	4	9	4	3	6	3	8	8	9	9	5	1	164	November
12	December	12	13	6	11	7	12	10	11	4	4	5	3	6	6	5	7	5	5	3	7	9	2	1	154	December
	total	177	150	140	114	119	108	98	101	85	66	77	56	70	56	67	69	54	59	68	64	66	45	41	1,950	total

Transition of fatal and non-fatal accidents in prefectures in code no. 010203 weaving (1999-2021)

code	Prefecture	1999	2000	2001	2002	2003	2004	2005	2006	2007	2008	2009	2010	2011	2012	2013	2014	2015	2016	2017	2018	2019	2020	2021	total	Prefecture
18	Fukui	24	20	16		15		14	9	13	11	10	5	6	5	4	13	9	13	10	12	15	1	8	233	Fukui
25	Shiga	6	8	4		6		5	2	7	5	2	1	1	2	2	2	5	3	6	4	2	2	5	80	Shiga
27	Osaka	16	21	17		11		9	14	5	10	8	10	10	8	8	10	5	7	13	11	12	3	4	212	Osaka
6	Yamagata	1		2		1		2	1	2		1		1	1	1	2	1			1			4	21	Yamagata
38	Ehime	23	14	11		8		6	8	7	5	5	8	10	3	6	7	6	4	6	4	3	4	3	151	Ehime
34	Hiroshima	1	1	3		2		1	3	2	1	2	2	3		2	2	1		2	2	1		3	34	Hiroshima
23	Aichi	24	12	14		12		8	11	7	10	5	5	9	8	11	2	5	6	1	5	1	5	2	163	Aichi
26	Kyoto	9	4	5		5		4	8	3	3	3	1	1	1	2	1	3		1	2	4	2	2	64	Kyoto

11	Saitama	2		1		2			1	1		3				2	1	1				2		2	18	Saitama
17	Ishikawa	8	10	4		8		7	7	6	2	4	3	4	2	3	7	2	6	8	9	3	3	1	107	Ishikawa
33	Okayama	8	8	15		3		8	4	5		6	3	1	1		3	2	2	1	1	5	1	1	78	Okayama
16	Toyama	3	1	2				4	2	3	1	3	4	5	3	5	1			1	1	3	6	1	49	Toyama
40	Fukuoka	3	1	1		6		3	4	3	3	5	1	1	1	4	1	1	1	1	1	1	4	1	47	Fukuoka
24	Mie			3		1				2		1	2	1	1		2		1	2	2	3		1	22	Mie
13	Tokyo	1						2			1	2			1	1	2	1	1	1				1	14	Tokyo
9	Tochigi		1	1		1		1		3		1			1	1			1		1			1	13	Tochigi
1	Hokkaido					1													1	1				1	4	Hokkaido
30	Wakayama	15	15	9		12		9	9	1	3	4	2	5	2	5	4	3	1	3		3	4		109	Wakayama
15	Niigata	4	8	7		4		3	1		3	4	3	2	2	1	1	2	1	2	4	1	6		59	Niigata
22	Shizuoka	4	3	5		6		4	4	3	1	4	3	3	2	2	1	2	2	1	2				52	Shizuoka
28	Hyogo	8	6	8		7		2	2	1	1		1	3	1	2	3	2	2			2			51	Hyogo
21	Gifu	6	6	1		2		1	2	5	3	2		1	2	3	1	1	3	4	1	3	3		50	Gifu
10	Gunma	5	2			3			1	1	1	1	1	3	2			1	1	3			1		26	Gunma
29	Nara	2	2	2				3	3	2					2		1			1					18	Nara
41	Saga	1	3	1				1	2		1														9	Saga
36	Tokushima		1	2		1			1				1		1							1			8	Tokushima
32	Shimane	2	2			1				1															6	Shimane
19	Yamanashi			1		1		1	1										1						5	Yamanashi
8	Ibaraki			3						1															4	Ibaraki
14	Kanagawa											1					1	1	1						4	Kanagawa
37	Kagawa																		1		1	1			3	Kagawa
45	Miyazaki														2	1									3	Miyazaki

46	Kagoshima		1							1	1														3	Kagoshima
7	Fukushima			1											1										2	Fukushima
47	Okinawa														1	1									2	Okinawa
4	Miyagi	1																							1	Miyagi
12	Chiba			1																					1	Chiba
43	Kumamoto																1								1	Kumamoto
44	Oita								1																1	Oita
2	Aomori																									Aomori
3	Iwate																									Iwate
5	Akita																									Akita
20	Nagano																									Nagano
31	Tottori																									Tottori
35	Yamaguchi																									Yamaguchi
39	Kochi																									Kochi
42	Nagasaki																									Nagasaki
	total	177	150	140		119		98	101	85	66	77	56	70	56	67	69	54	59	68	64	66	45	41	1,728	total

Data source : https://anzeninfo.mhlw.go.jp/user/anzen/tok/anst00.htm

Return to https://www.jisha.or.jp/english/statistics/202211_23.html