Transition of fatal and non-fatal accidents in each element like as causal agents, type of accidents, etc. in code no. 010801 non organic or organic chemical products (1999-2021)

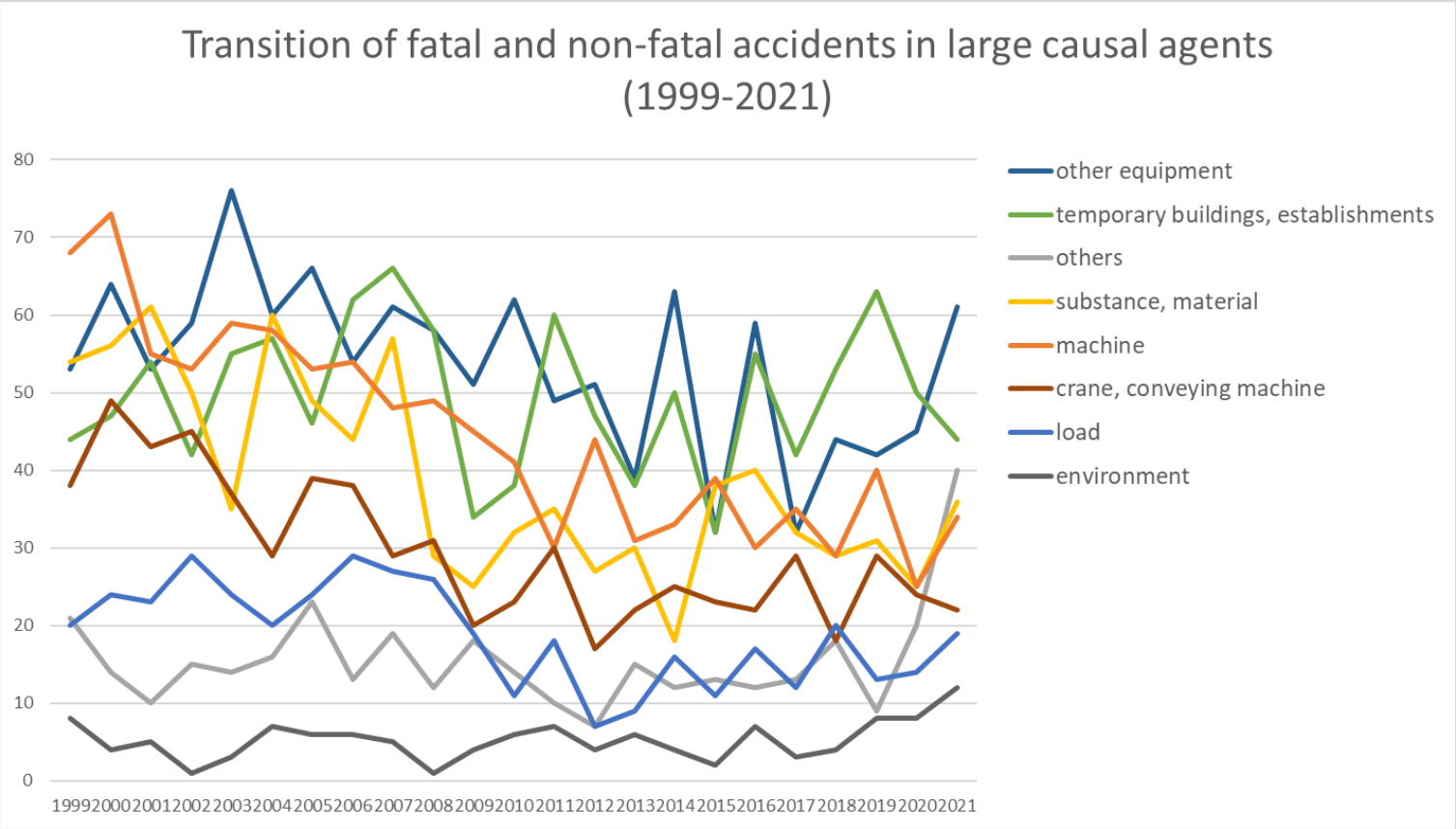

Transition of fatal and non-fatal accidents in large causal agents in code no. 010801 non organic or organic chemical products (1999-2021)

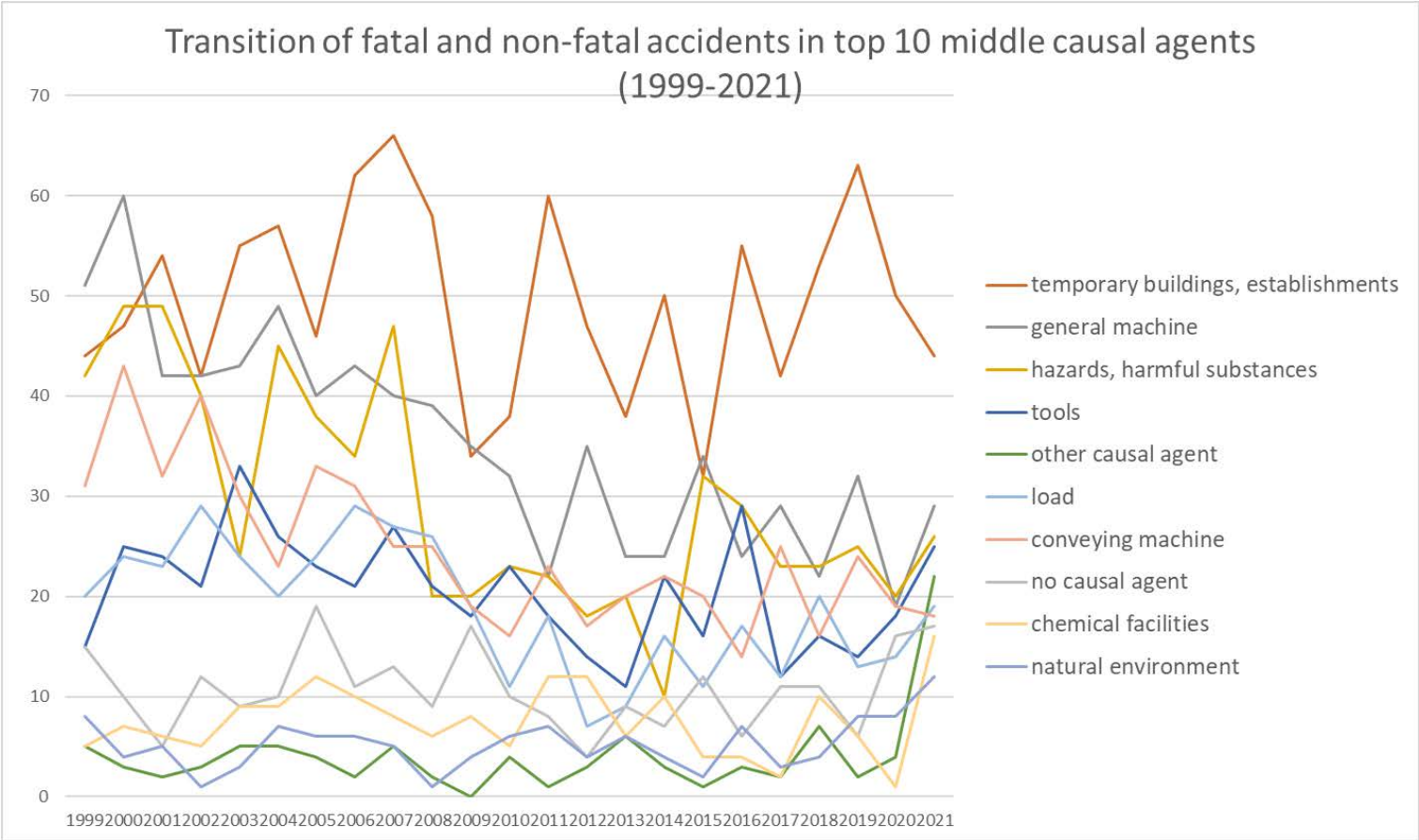

Transition of fatal and non-fatal accidents in middle causal agents in code no. 010801 non organic or organic chemical products (1999-2021)

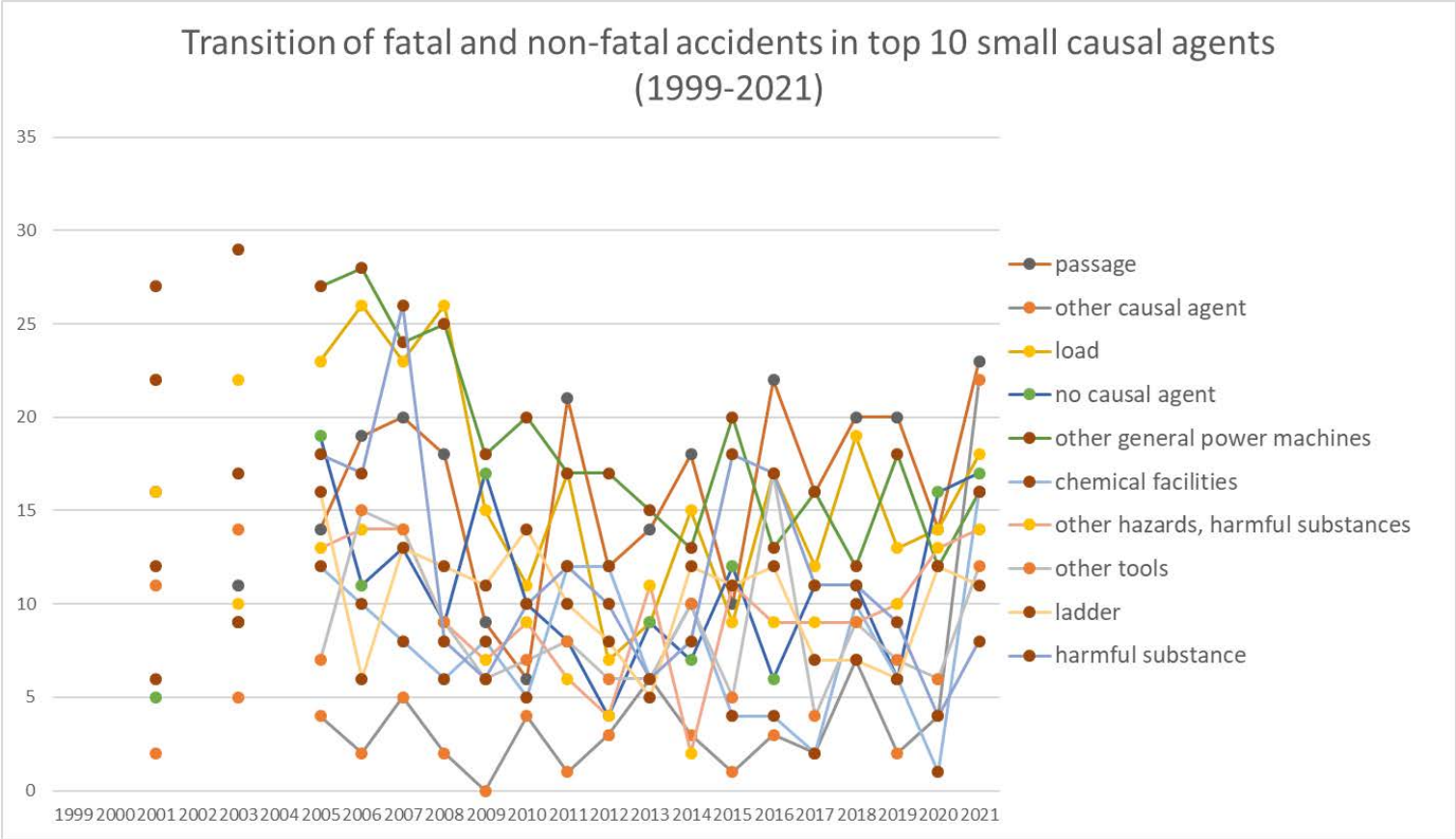

Transition of fatal and non-fatal accidents in small causal agents in code no. 010801 non organic or organic chemical products (1999-2021)

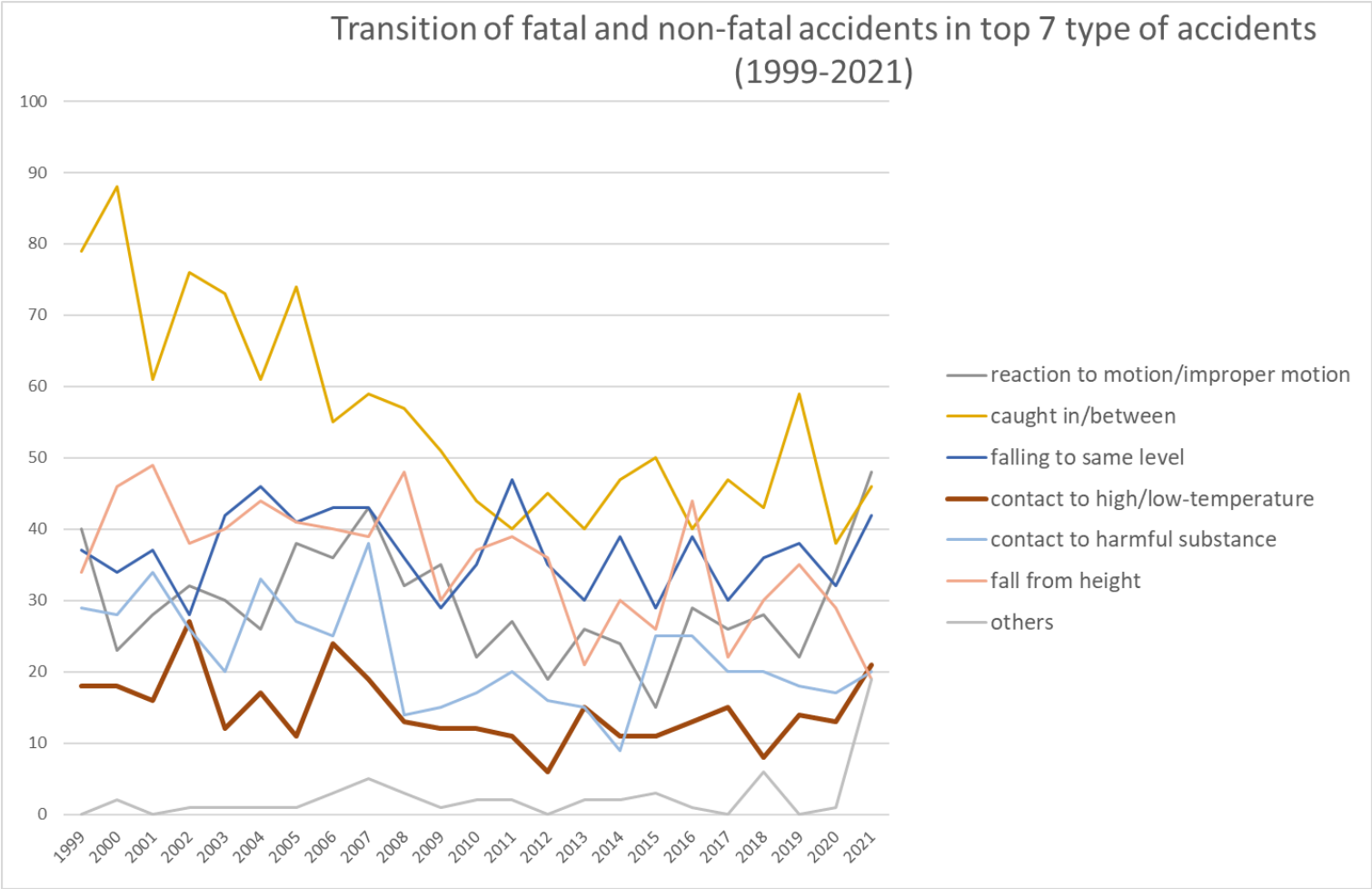

Transition of fatal and non-fatal accidents in type of accidents in code no. 010801 non organic or organic chemical products (1999-2021)

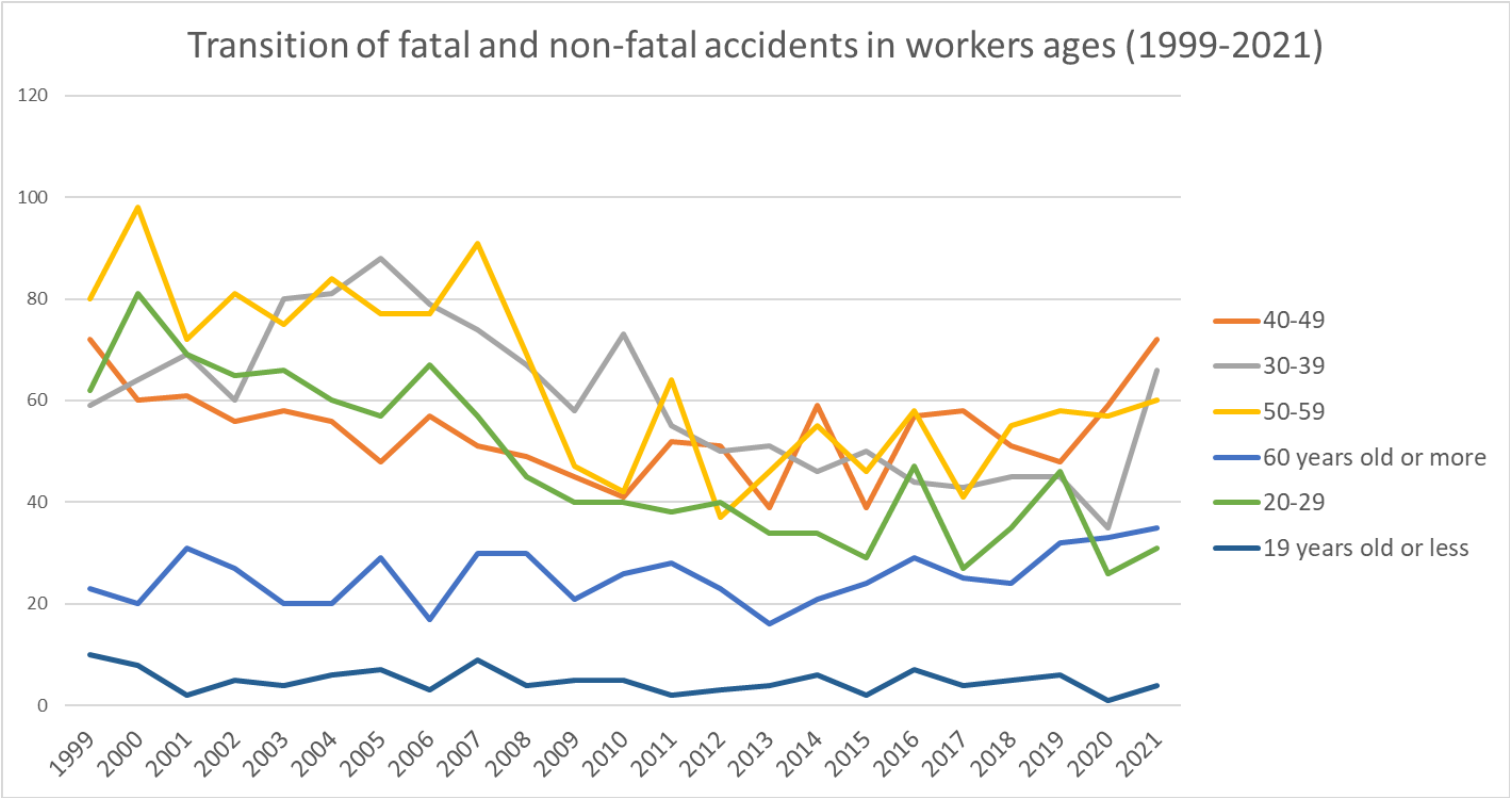

Transition of fatal and non-fatal accidents in workers ages in code no. 010801 non organic or organic chemical products (1999-2021)

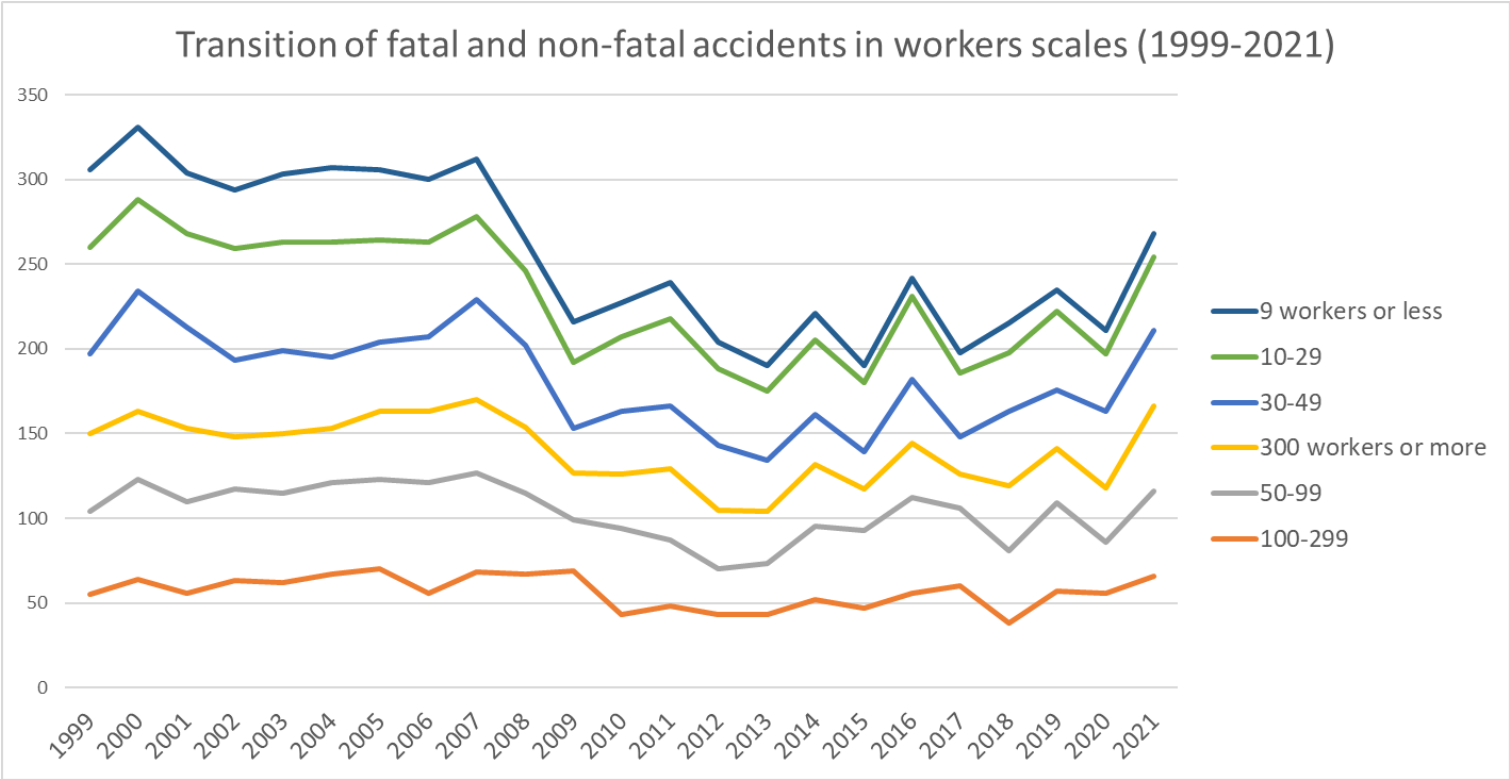

Transition of fatal and non-fatal accidents in workers scales in code no. 010801 non organic or organic chemical products (1999-2021)

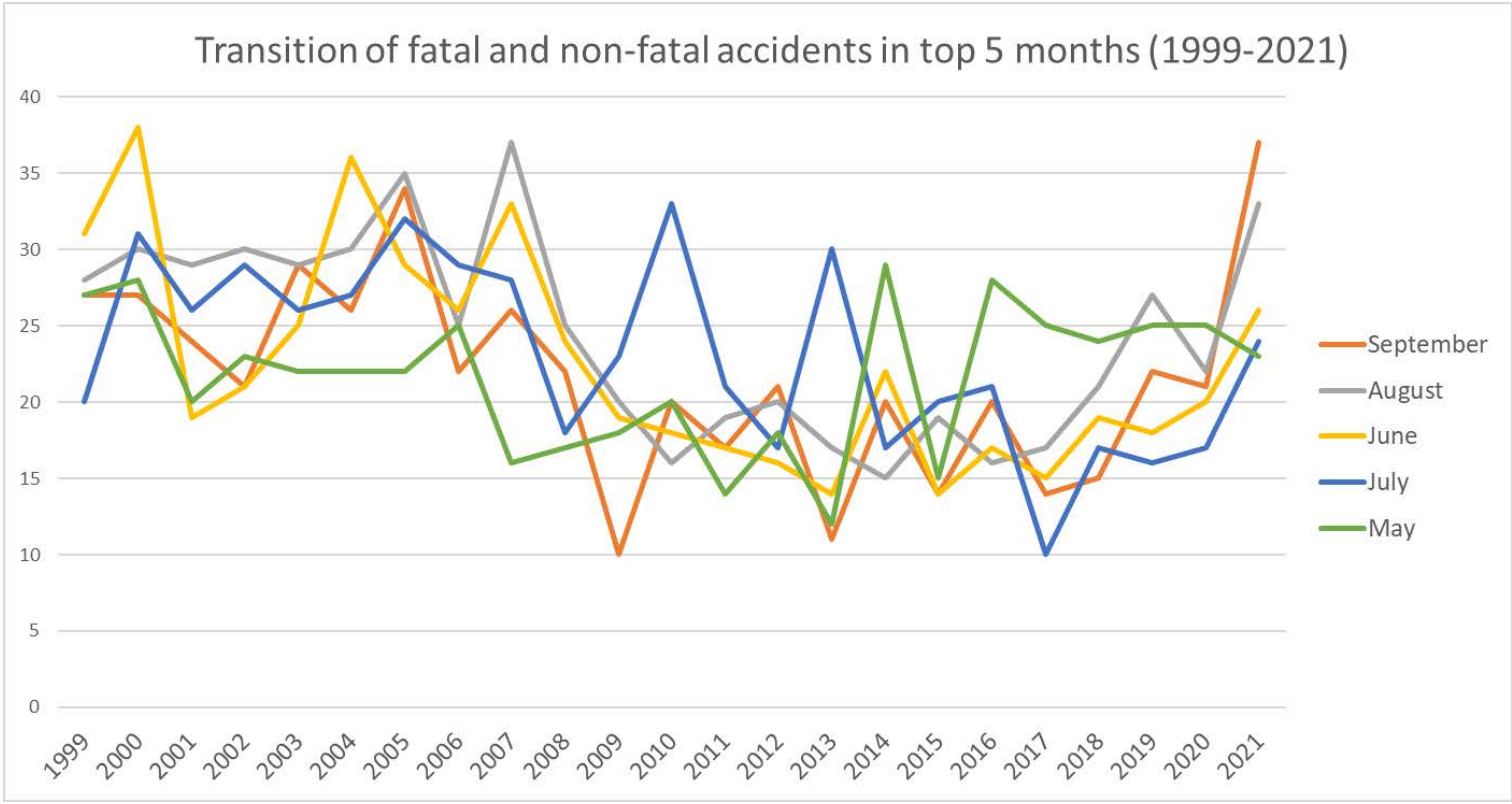

Transition of fatal and non-fatal accidents in months in code no. 010801 non organic or organic chemical products (1999-2021)

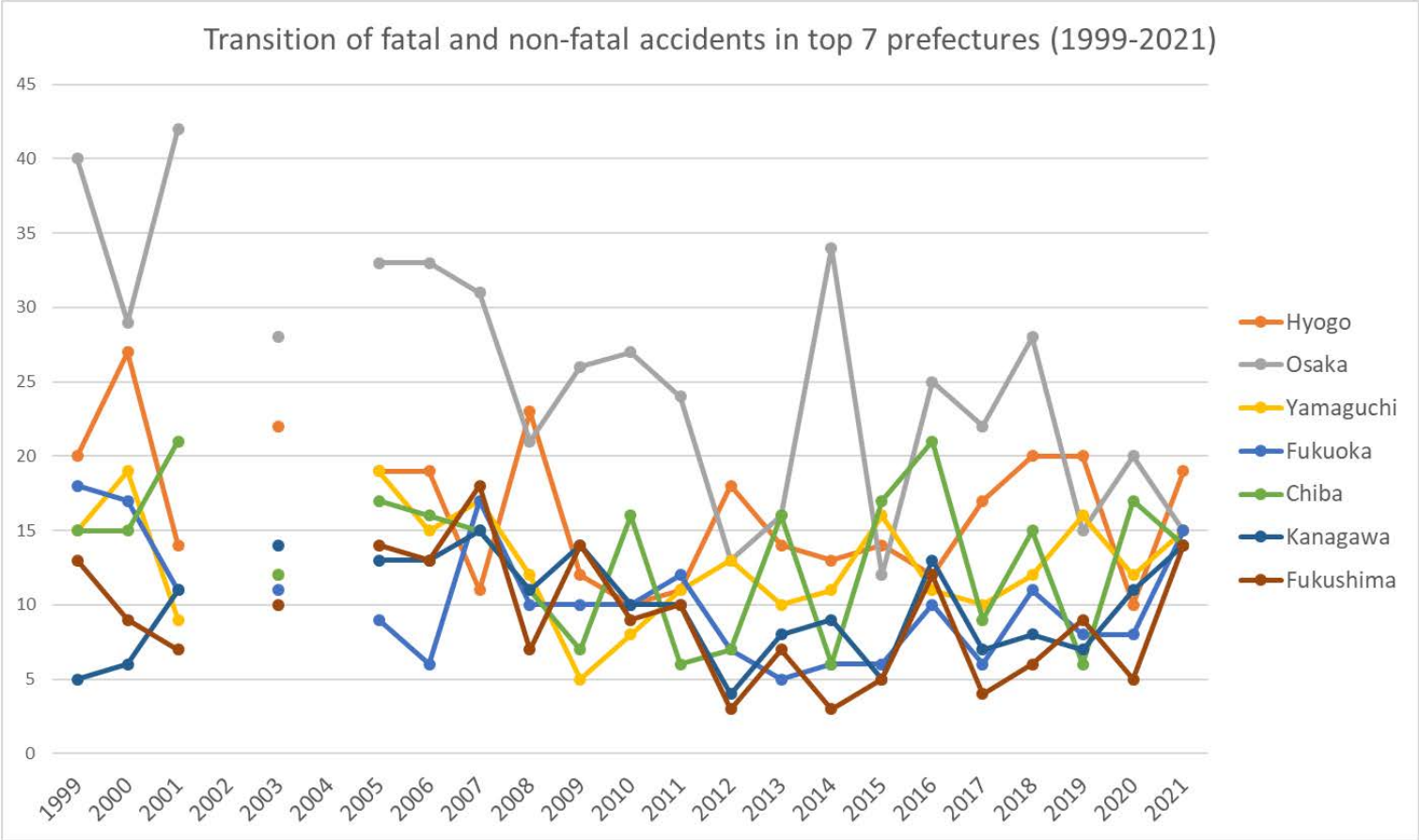

Transition of fatal and non-fatal accidents in prefectures in code no. 010801 non organic or organic chemical products (1999-2021)

Transition of fatal and non-fatal accidents in large causal agents in code no. 010801 non organic or organic chemical products (1999-2021)

code	Causal (L) agents	1999	2000	2001	2002	2003	2004	2005	2006	2007	2008	2009	2010	2011	2012	2013	2014	2015	2016	2017	2018	2019	2020	2021	total	Causal (L) agents
3	other equipment	53	64	53	59	76	60	66	54	61	58	51	62	49	51	39	63	32	59	32	44	42	45	61	1,234	other equipment
4	temporary buildings, establishments	44	47	54	42	55	57	46	62	66	58	34	38	60	47	38	50	32	55	42	53	63	50	44	1,137	temporary buildings, establishments

9	others	21	14	10	15	14	16	23	13	19	12	18	14	10	7	15	12	13	12	13	18	9	20	40	358	others
5	substance, material	54	56	61	50	35	60	49	44	57	29	25	32	35	27	30	18	38	40	32	29	31	25	36	893	substance, material
1	machine	68	73	55	53	59	58	53	54	48	49	45	41	30	44	31	33	39	30	35	29	40	25	34	1,026	machine
2	crane, conveying machine	38	49	43	45	37	29	39	38	29	31	20	23	30	17	22	25	23	22	29	18	29	24	22	682	crane, conveying machine
6	load	20	24	23	29	24	20	24	29	27	26	19	11	18	7	9	16	11	17	12	20	13	14	19	432	load
7	environment	8	4	5	1	3	7	6	6	5	1	4	6	7	4	6	4	2	7	3	4	8	8	12	121	environment
	total	306	331	304	294	303	307	306	300	312	264	216	227	239	204	190	221	190	242	198	215	235	211	268	5,883	total

Transition of fatal and non-fatal accidents in middle causal agents in code no. 010801 non organic or organic chemical products (1999-2021)

code	Causal (M) agents	1999	2000	2001	2002	2003	2004	2005	2006	2007	2008	2009	2010	2011	2012	2013	2014	2015	2016	2017	2018	2019	2020	2021	total	Causal (M) agents
41	temporary buildings, establishments	44	47	54	42	55	57	46	62	66	58	34	38	60	47	38	50	32	55	42	53	63	50	44	1,137	temporary buildings, establishments
16	general machine	51	60	42	42	43	49	40	43	40	39	35	32	22	35	24	24	34	24	29	22	32	19	29	810	general machine
51	hazards, harmful substances	42	49	49	40	24	45	38	34	47	20	20	23	22	18	20	10	32	29	23	23	25	20	26	679	hazards, harmful substances
37	tools	15	25	24	21	33	26	23	21	27	21	18	23	18	14	11	22	16	29	12	16	14	18	25	472	tools
91	other causal agent	5	3	2	3	5	5	4	2	5	2		4	1	3	6	3	1	3	2	7	2	4	22	94	other causal agent

61	load	20	24	23	29	24	20	24	29	27	26	19	11	18	7	9	16	11	17	12	20	13	14	19	432	load
22	conveying machine	31	43	32	40	30	23	33	31	25	25	19	16	23	17	20	22	20	14	25	16	24	19	18	566	conveying machine
92	no causal agent	15	10	5	12	9	10	19	11	13	9	17	10	8	4	9	7	12	6	11	11	6	16	17	247	no causal agent
32	chemical facilities	5	7	6	5	9	9	12	10	8	6	8	5	12	12	6	10	4	4	2	10	6	1	16	173	chemical facilities
71	natural environment	8	4	5	1	3	7	6	6	5	1	4	6	7	4	6	4	2	7	3	4	8	8	12	121	natural environment
36	human power machine, tools	11	10	6	9	11	10	17	6	7	13	8	15	9	9	7	11	3	7	9	7	11	13	10	219	human power machine, tools
52	materials	12	7	12	10	11	15	11	10	10	9	5	9	13	9	10	8	6	11	9	6	6	5	10	214	materials
39	other equipments, facilities	13	18	10	12	13	9	10	6	15	11	9	10	6	9	11	15	7	14	5	9	8	10	8	238	other equipments, facilities
15	metal manufacturing machine	7	7	7	5	4	5	4	3	2	5	2	1	5	5	1	3	3	1	3	3	3	2	2	83	metal manufacturing machine
12	power transmission mechanism	8	2	4	3	7	1	6	5	1	3	5	4	2	3	6	3	2	4	2	3	3	2	2	81	power transmission mechanism
23	vehicle	3	6	7	4	6	5	4	5	3	2		4	6		2	1		6	3	1		2	2	72	vehicle
21	crane	4		4	1	1	1	2	2	1	4	1	3	1			2	3	2	1	1	5	3	2	44	crane
31	pressure vessel	2	1	1	6	4	2	1	7	3	3	5	5	1	6	1	1	1	2		1	1		1	55	pressure vessel
13	woodworking machine	1	2	1	3	4	2	3	2	4	1	2	3	1			1		1	1	1		1	1	35	woodworking

																										machine
35	electric equipment	2	1	1	1	1	1	1			1		2		1	1	2		1	2		1	1	1	21	electric equipment
99	unclassifiable	1	1	3			1			1	1	1		1			2		3			1		1	17	unclassifiable
34	kiln, caldron	5	2	5	5	5	3	2	4	1	3	3	2	3		2	1	1	2	2	1	1	2		55	kiln, caldron
14	construction machine	1	2	1		1	1				1	1	1				1					2			12	construction machine
11	engine								1	1					1		1						1		5	engine
33	welding equipment																1								1	welding equipment
17	mobile silviculture machine																									mobile silviculture machine
	total	306	331	304	294	303	307	306	300	312	264	216	227	239	204	190	221	190	242	198	215	235	211	268	5,883	total

Transition of fatal and non-fatal accidents in small causal agents in code no. 010801 non organic or organic chemical products (1999-2021)

code	Causal (S) agents	1999	2000	2001	2002	2003	2004	2005	2006	2007	2008	2009	2010	2011	2012	2013	2014	2015	2016	2017	2018	2019	2020	2021	total	Causal (S) agents
417	passage			16		11		14	19	20	18	9	6	21	12	14	18	10	22	16	20	20	14	23	303	passage
911	other causal agent			2		5		4	2	5	2		4	1	3	6	3	1	3	2	7	2	4	22	78	other causal agent
611	load			22		22		23	26	23	26	15	11	17	7	9	15	9	17	12	19	13	14	18	318	load
921	no causal agent			5		9		19	11	13	9	17	10	8	4	9	7	12	6	11	11	6	16	17	200	no causal agent
169	other general power machines			27		29		27	28	24	25	18	20	17	17	15	13	20	13	16	12	18	12	16	367	other general power machines
321	chemical facilities			6		9		12	10	8	6	8	5	12	12	6	10	4	4	2	10	6	1	16	147	chemical facilities
	other hazards,																									other hazards,

519	harmful substances			16		10		13	14	14	9	7	9	6	4	11	2	11	9	9	9	10	13	14	190	harmful substances
379	other tools			11		14		7	15	14	9	6	7	8	6	6	10	5	17	4	9	7	6	12	173	other tools
371	ladder			12		17		16	6	13	12	11	14	10	8	5	12	11	12	7	7	6	12	11	202	ladder
514	harmful substance			22		9		18	17	26	8	6	10	12	10	6	8	18	17	11	11	9	4	8	230	harmful substance
391	other equipment, facilities			10		13		10	6	15	11	9	10	6	9	11	15	7	14	5	9	8	10	8	186	other equipment, facilities
413	stairs, landing stage			10		12		11	16	14	14	9	9	15	12	9	14	4	8	11	18	20	12	7	225	stairs, landing stage
222	forklift			14		16		21	19	8	8	7	6	12	6	10	10	12	6	18	7	13	5	7	205	forklift
715	high/cold temperature environment			1				1	5	3		1	3	3	1	2	2	1	3	3	3	7	5	7	51	high/cold temperature environment
224	conveyor			10		13		6	9	12	10	5	2	5	11	7	6	5	4	2	6	5	7	6	131	conveyor
163	roll machine (except printingroll machine)			8		5		5	3	7	4	9	6	1	6	5	4	2	2	1	2	4	2	6	82	roll machine (except printingroll machine)
418	building, establishment			12		10		9	9	16	11	4	9	10	9	8	8	6	7	8	9	7	5	5	162	building, establishment
162	mixer, grinder			7		7		4	8	6	7	4	6	1	7	4	7	7	7	9	4	8	3	5	111	mixer, grinder
529	other materials			3		5		6	8	4	4	3	3	9	3	5	4	2	5	6	3	4	3	5	85	other materials
521	metal material			8		5		3	2	6	5	2	2	4	5	5	3	3	6	3	3	2	2	5	74	metal material
362	human power hauling equipment			2		6		9	3	3	3	6	9	6	7	3	3	2	2	5	4	7	6	4	90	human power hauling equipment
419	other temporary buildings,			5		8		1	6	3	4	4	6	4	3	4	3	2	7	3	4	6	10	4	87	other temporary buildings,

	establishments																									establishments
416	working platform, boot board			8		12		6	10	6	6	8	5	6	10	2	5	8	9	2	1	4	5	3	116	working platform, boot board
364	hand tool			3		5		8	2	3	7	2	5	3	2	3	7		5	3	2	3	6	3	72	hand tool
221	truck			8		1		4	1	3	5	5	6	3		2	5	3	3	3	3	3	6	3	67	truck
719	other environments			2		3		2	1	2		2	2	3	1	3	1	1	3		1	1	1	3	32	other environments
361	human power cranes			1						1	2		1					1		1	1	1	1	3	13	human power cranes
121	power transmission mechanism			4		7		6	5	1	3	5	4	2	3	6	3	2	4	2	3	3	2	2	67	power transmission mechanism
512	inflammable substance			5		5		2	2	4	2	3	3	3	2	1		3	1	1	3	5	2	2	49	inflammable substance
231	cars, bus, motorcycle			5		5		4	4	2	2		3	4		2	1		6	2			2	2	44	cars, bus, motorcycle
229	other powered conveying machines							2	2	1	2	1	2	1			1		1	2		2	1	2	20	other powered conveying machines
372	slinging tool			1		2						1	2							1		1		2	10	slinging tool
211	crane			4				2	1	1	1		2	1			2	1				4	1	1	21	crane
612	machine/equipment as load			1		2		1	3	4		4		1			1	2			1			1	21	machine/equipment as load
415	roof, beam, haze, crossbeam, principal rafter			1		1		2		3	1		1	2		1	1		2			3	1	1	20	roof, beam, haze, crossbeam, principal rafter
511	explosive substance			3				3		3	1		1	1	1	1				2		1	1	1	19	explosive substance
411	scaffolding			2				2	1	1	2		1	1				1		2	1	2	1	1	18	scaffolding

164	injection molding machine					1		2	1	2	1	1		1	3			1	1			1	1	1	17	injection molding machine
131	circular sawing machine					1		2	2	1	1	1	3	1					1	1				1	15	circular sawing machine
513	inflammable gas			3				2	1			4			1	1			2					1	15	inflammable gas
319	other pressure vessels					1				2	2	1	1	1	1		1		1		1	1		1	14	other pressure vessels
999	unclassifiable			3						1	1	1		1			2		3			1		1	14	unclassifiable
154	power press			1		1		1	1			1			1		1	1	1	1		1	1	1	13	power press
166	printing machine					1		1	2					1	1			1		2		1		1	11	printing machine
151	lathe			2		1			1				1	1							1			1	8	lathe
711	natural ground, rock							1				1	1		1	1								1	6	natural ground, rock
219	other powered crane								1			1	1							1				1	5	other powered crane
351	transmission																			1		1	1	1	4	transmission
713	water							1									1		1					1	4	water
312	pressure vessel			1		3		1	6	1	1	4	4		5	1		1	1						29	pressure vessel
341	kiln, caldron			3		2		1			2	2	2	2				1	1	1	1	1	1		20	kiln, caldron
342	industrial dryer			2		3		1	2	1	1			1		2	1			1			1		16	industrial dryer
414	opening					1		1	1	3	2		1	1	1		1	1				1	2		16	opening
159	other metal manufacturing machines			1				3		1	2			2	1		1	1			1	1	1		15	other metal manufacturing machines

161	centrifugal machine								1		1	1		1				2	1	1	3		1		12	centrifugal machine
239	other vehicles			2		1			1	1			1	2						1	1				10	other vehicles
156	shearing machine			2		1			1		1	1									1	1			8	shearing machine
214	elevator, lift					1					1							2			1	1	2		8	elevator, lift
522	lumber, bamboo			1				2					3				1	1							8	lumber, bamboo
152	drill press, milling machine			1							1			1	1	1	1			1					7	drill press, milling machine
153	grinding machine, buffing machine					1					1			1	2			1		1					7	grinding machine, buffing machine
352	electric power facilities					1		1			1		1			1	1		1						7	electric power facilities
714	abnormal environment			2				1			1			1									2		7	abnormal environment
132	band sawing machine					2		1		2											1				6	band sawing machine
165	food manufacturing machine							1		1		2			1						1				6	food manufacturing machine
111	engine								1	1					1		1						1		5	engine
359	other electrical equipment			1									1		1		1			1					5	other electrical equipment
139	other woodworking machines			1		1				1													1		4	other woodworking machines
141	leveling, transporting or loading machine										1	1					1					1			4	leveling, transporting or loading machine

212	mobile crane										2								2						4	mobile crane
223	railway equipment									1				2								1			4	railway equipment
349	other kiln, caldron								2			1							1						4	other kiln, caldron
363	human power machine								1		1					1	1								4	human power machine
523	stone, sand, substance					1							1		1										3	stone, sand, substance
142	excavating machine					1																1			2	excavating machine
167	industrial robot										1							1							2	industrial robot
225	loader											1				1									2	loader
133	wood planer machine																1								1	wood planer machine
136	chain saw											1													1	chain saw
146	vehicle for high lift work												1												1	vehicle for high lift work
149	other construction machines			1																					1	other construction machines
155	forging pressure hammer									1															1	forging pressure hammer
311	boiler								1																1	boiler
339	other welding equipment																1								1	other welding equipment
712	standing tree														1										1	standing tree
134	hollow chisel mortiser, wood																									hollow chisel mortiser, wood

	borer																									borer
135	chamfering machine, router, woodworking milling machine																									chamfering machine, router, woodworking milling machine
143	foundation work machine																									foundation work machine
144	hardening machine																									hardening machine
145	demolition machine																									demolition machine
171	felling machine																									felling machine
172	mobile logging machine																									mobile logging machine
173	skyline yarding machine																									skyline yarding machine
179	other mobile silviculture machine																									other mobile silviculture machine
213	derrick crane																									derrick crane
215	cargo lifting appliance																									cargo lifting appliance
216	gondola																									gondola
217	lumberyard equipment, logging cableway																									lumberyard equipment, logging cableway
218	simple skyline yarding equipment																									simple skyline yarding equipment

226	straddle carrier																									straddle carrier
227	rough terrain hauler																									rough terrain hauler
232	railway vehicle																									railway vehicle
331	gas welding equipment																									gas welding equipment
332	arc welding equipment																									arc welding equipment
412	timbering																									timbering
515	radiation																									radiation
	total			304		303		306	300	312	264	216	227	239	204	190	221	190	242	198	215	235	211	268	4,645	total

Transition of fatal and non-fatal accidents in type of accidents in code no. 010801 non organic or organic chemical products (1999-2021)

code	Type of accidents	1999	2000	2001	2002	2003	2004	2005	2006	2007	2008	2009	2010	2011	2012	2013	2014	2015	2016	2017	2018	2019	2020	2021	total	Type of accidents
19	reaction to motion/improper motion	40	23	28	32	30	26	38	36	43	32	35	22	27	19	26	24	15	29	26	28	22	34	48	683	reaction to motion/improper motion
07	caught in/between	79	88	61	76	73	61	74	55	59	57	51	44	40	45	40	47	50	40	47	43	59	38	46	1,273	caught in/between
02	falling to same level	37	34	37	28	42	46	41	43	43	36	29	35	47	35	30	39	29	39	30	36	38	32	42	848	falling to same level
11	contact to high/low-temperature	18	18	16	27	12	17	11	24	19	13	12	12	11	6	15	11	11	13	15	8	14	13	21	337	contact to high/low-temperature
12	contact to harmful	29	28	34	26	20	33	27	25	38	14	15	17	20	16	15	9	25	25	20	20	18	17	20	511	contact to harmful

	substance																									substance
01	fall from height	34	46	49	38	40	44	41	40	39	48	30	37	39	36	21	30	26	44	22	30	35	29	19	817	fall from height
90	others		2		1	1	1	1	3	5	3	1	2	2		2	2	3	1		6		1	19	56	others
03	crash	15	11	16	17	19	10	11	19	15	11	8	10	13	6	13	12	5	8	3	13	9	13	12	269	crash
04	struck by flying or falling object	18	17	23	14	16	18	18	14	14	13	6	13	10	5	7	14	11	6	11	8	7	9	11	283	struck by flying or falling object
06	crashed by	10	19	7	11	9	14	8	14	10	10	5	10	6	4	9	10	4	4	8	4	10	8	8	202	crashed by
14	explosion	5	15	7	3	4	9	7	3	5	3	6	5	5	14	2	6	1	4		3	7	1	7	122	explosion
08	cut	9	15	10	12	20	19	18	10	8	12	12	6	11	12	6	9	5	10	9	6	8	6	6	239	cut
05	collapse	8	6	2	1	6	1	3	4	5	7	2	7	3	3	1	3	1	5	1	3	4	3	4	83	collapse
17	traffic accident (public road)	1	6	6	4	5	4	3	4		1	1	4	3		2	1		6	3	1	1	3	1	60	traffic accident (public road)
16	fire	1		3	1	4	3	3	5	6	1	3		2	3		1	2	2		2	1	2	1	46	fire
09	injury to the sole of the foot	1	1	2				1			1		2					2	3		1		2	1	17	injury to the sole of the foot
99	unclassifiable	1		2	1		1			1							3		2		1	1		1	14	unclassifiable
18	traffic accident (others)																							1	1	traffic accident (others)
13	electric shock		1		1	1		1		1	1		1			1				2	1	1			12	electric shock
15	burst		1	1	1	1			1	1	1									1	1				9	burst
10	drown																		1						1	drown
	total	306	331	304	294	303	307	306	300	312	264	216	227	239	204	190	221	190	242	198	215	235	211	268	5,883	total

Transition of fatal and non-fatal accidents in workers ages in code no. 010801 non organic or organic chemical products (1999-2021)

code	Age	1999	2000	2001	2002	2003	2004	2005	2006	2007	2008	2009	2010	2011	2012	2013	2014	2015	2016	2017	2018	2019	2020	2021	total	Age
4	40-49	72	60	61	56	58	56	48	57	51	49	45	41	52	51	39	59	39	57	58	51	48	59	72	1,239	40-49
3	30-39	59	64	69	60	80	81	88	79	74	67	58	73	55	50	51	46	50	44	43	45	45	35	66	1,382	30-39
5	50-59	80	98	72	81	75	84	77	77	91	69	47	42	64	37	46	55	46	58	41	55	58	57	60	1,470	50-59
6	60 years old or more	23	20	31	27	20	20	29	17	30	30	21	26	28	23	16	21	24	29	25	24	32	33	35	584	60 years old or more
2	20-29	62	81	69	65	66	60	57	67	57	45	40	40	38	40	34	34	29	47	27	35	46	26	31	1,096	20-29
1	19 years old or less	10	8	2	5	4	6	7	3	9	4	5	5	2	3	4	6	2	7	4	5	6	1	4	112	19 years old or less
	total	306	331	304	294	303	307	306	300	312	264	216	227	239	204	190	221	190	242	198	215	235	211	268	5,883	total

Transition of fatal and non-fatal accidents in workers scales in code no. 010801 non organic or organic chemical products (1999-2021)

code	Workers scale	1999	2000	2001	2002	2003	2004	2005	2006	2007	2008	2009	2010	2011	2012	2013	2014	2015	2016	2017	2018	2019	2020	2021	total	Workers scale
5	100-299	55	64	56	63	62	67	70	56	68	67	69	43	48	43	43	52	47	56	60	38	57	56	66	1,306	100-299
4	50-99	49	59	54	54	53	54	53	65	59	48	30	51	39	27	30	43	46	56	46	43	52	30	50	1,091	50-99
6	300 workers or more	46	40	43	31	35	32	40	42	43	39	28	32	42	35	31	37	24	32	20	38	32	32	50	824	300 workers or more
3	30-49	47	71	60	45	49	42	41	44	59	48	26	37	37	38	30	29	22	38	22	44	35	45	45	954	30-49
2	10-29	63	54	55	66	64	68	60	56	49	44	39	44	52	45	41	44	41	49	38	35	46	34	43	1,130	10-29
1	9 workers or less	46	43	36	35	40	44	42	37	34	18	24	20	21	16	15	16	10	11	12	17	13	14	14	578	9 workers or less
	total	306	331	304	294	303	307	306	300	312	264	216	227	239	204	190	221	190	242	198	215	235	211	268	5,883	total

Transition of fatal and non-fatal accidents in months in code no. 010801 non organic or organic chemical products (1999-2021)

code	Month	1999	2000	2001	2002	2003	2004	2005	2006	2007	2008	2009	2010	2011	2012	2013	2014	2015	2016	2017	2018	2019	2020	2021	total	Month
9	September	27	27	24	21	29	26	34	22	26	22	10	20	17	21	11	20	14	20	14	15	22	21	37	500	September

8	August	28	30	29	30	29	30	35	25	37	25	20	16	19	20	17	15	19	16	17	21	27	22	33	560	August
6	June	31	38	19	21	25	36	29	26	33	24	19	18	17	16	14	22	14	17	15	19	18	20	26	517	June
7	July	20	31	26	29	26	27	32	29	28	18	23	33	21	17	30	17	20	21	10	17	16	17	24	532	July
5	May	27	28	20	23	22	22	22	25	16	17	18	20	14	18	12	29	15	28	25	24	25	25	23	498	May
2	February	32	30	27	25	31	24	22	30	21	28	17	17	23	22	16	16	13	14	17	14	17	16	23	495	February
1	January	24	27	31	22	35	28	20	27	16	24	16	30	23	12	16	23	14	22	22	19	18	17	22	508	January
4	April	18	20	30	28	23	19	15	23	26	25	23	16	22	17	10	12	18	23	13	25	17	14	18	455	April
10	October	33	18	21	27	21	31	26	22	31	22	12	12	21	19	21	18	16	25	9	17	27	11	17	477	October
3	March	23	28	28	26	21	18	29	24	34	26	12	13	14	17	16	17	7	22	20	18	20	17	16	466	March
11	November	19	28	22	22	18	19	23	26	20	18	19	13	28	11	13	12	21	21	20	15	14	17	15	434	November
12	December	24	26	27	20	23	27	19	21	24	15	27	19	20	14	14	20	19	13	16	11	14	14	14	441	December
	total	306	331	304	294	303	307	306	300	312	264	216	227	239	204	190	221	190	242	198	215	235	211	268	5,883	total

Transition of fatal and non-fatal accidents in prefectures in code no. 010801 non organic or organic chemical products (1999-2021)

code	Prefecture	1999	2000	2001	2002	2003	2004	2005	2006	2007	2008	2009	2010	2011	2012	2013	2014	2015	2016	2017	2018	2019	2020	2021	total	Prefecture
28	Hyogo	20	27	14		22		19	19	11	23	12	10	11	18	14	13	14	12	17	20	20	10	19	345	Hyogo
27	Osaka	40	29	42		28		33	33	31	21	26	27	24	13	16	34	12	25	22	28	15	20	15	534	Osaka
35	Yamaguchi	15	19	9		12		19	15	17	12	5	8	11	13	10	11	16	11	10	12	16	12	15	268	Yamaguchi
40	Fukuoka	18	17	11		11		9	6	17	10	10	10	12	7	5	6	6	10	6	11	8	8	15	213	Fukuoka
12	Chiba	15	15	21		12		17	16	15	11	7	16	6	7	16	6	17	21	9	15	6	17	14	279	Chiba
14	Kanagawa	5	6	11		14		13	13	15	11	14	10	10	4	8	9	5	13	7	8	7	11	14	208	Kanagawa
7	Fukushima	13	9	7		10		14	13	18	7	14	9	10	3	7	3	5	12	4	6	9	5	14	192	Fukushima
11	Saitama	17	24	15		17		15	15	16	15	15	15	14	13	12	19	11	18	20	11	13	17	13	325	Saitama
8	Ibaraki	7	17	12		14		14	15	13	16	13	11	12	15	15	8	16	11	8	6	11	10	12	256	Ibaraki

22	Shizuoka	11	10	15		17		12	8	15	7	11	7	12	6	9	11	10	11	8	7	15	6	12	220	Shizuoka
15	Niigata	13	13	11		11		8	12	10	15	8	7	11	7	8	5	5	10	4	3	6	8	11	186	Niigata
24	Mie	16	20	14		18		14	14	14	17	8	11	9	11	8	18	4	9	13	4	8	6	9	245	Mie
16	Toyama	6	7	1		6		2	7	4	6	3	4	4	2	3	7	5	5	5	3	8	4	9	101	Toyama
23	Aichi	15	15	16		15		11	15	9	6	6	10	11	6	10	13	5	10	7	10	13	8	8	219	Aichi
30	Wakayama	9	12	8		7		10	8	8	3	2	7	12	5	8	2	3	2	6	8	6	7	7	140	Wakayama
18	Fukui	2	3	12		3		6	7	7	5	2	5	5	6		8	6	9	3	10	5	5	7	116	Fukui
21	Gifu	4	6	5		4		3	3	4	8	4	6	5	3	2	3	1		3	1	6	1	7	79	Gifu
38	Ehime	1	5	5		6		6	3	4	3	1	5	7	6	2		2		3	3	2	5	7	76	Ehime
44	Oita	5	1	3		2		1	5		1	1	2	3	4	2	2	1	3	1	1	2	3	7	50	Oita
33	Okayama	6	4	12		9		4	12	12	7	2	4	6	5	5	8	8	8	2	5	4	6	6	135	Okayama
36	Tokushima	8	6	6		8		9	5	13	7	6	3	9	4	1	1	6	3	4	5	9	2	6	121	Tokushima
37	Kagawa	8	3	4		7		8	1	5	4	4	1	2	2	2		2	2		4	5	2	4	70	Kagawa
9	Tochigi	5	2	1		2		1	1	3	4	4	1	3	5	4		1	3	1		5	1	4	51	Tochigi
10	Gunma	4	15	9		4		10	4	10	7	5	4	7	3	4	5	2	4	3	7	5	6	3	121	Gunma
26	Kyoto	10	8	5		10		5	10	4	4		1	3	6		4	3	3	2	2	5	7	3	95	Kyoto
1	Hokkaido	7	6			1		2	2	7	2	6	2	1	3	2	2	2		1	3	3	3	3	58	Hokkaido
45	Miyazaki		2					3		1		2	2		1	3		2	1		1	1	5	3	27	Miyazaki
5	Akita		1	1		1					5			1	3		2		2	1				3	20	Akita
29	Nara		2	1		1		2	2	2		2		1	1				2					3	19	Nara
34	Hiroshima	6	3	8		5		6	6	7	6	4	4	4	5	3	2	5	5	9	5	7	3	2	105	Hiroshima
43	Kumamoto	1	2	2				3	3	3	1	2	1		2	1		7	1			1	1	2	33	Kumamoto
20	Nagano		1	3		1		1	2	1	3		1		1		3		4	2	2		3	2	30	Nagano

4	Miyagi			1		2		2	3	2	1	2	1	5	2			1	1	1			1	2	27	Miyagi
13	Tokyo	7	2	4		6		11	4	1	2	2	6		2	2	3	3	1	3	2	4	1	1	67	Tokyo
41	Saga	1	2			1		1	4	2	2	2	2	1	3		2			2	2	1		1	29	Saga
46	Kagoshima	2	4			3		3	1	2	1	2	1				1	1	1		3		1	1	27	Kagoshima
39	Kochi		2	1		2		1	1		1		1		1	1		1	2	1		1	2	1	19	Kochi
3	Iwate	1	2	3				1		1	1	1		2			1							1	14	Iwate
2	Aomori	2	1					1				2	1	1									1	1	10	Aomori
19	Yamanashi		1			1			1		1					1				2	1	1		1	10	Yamanashi
25	Shiga	2	5	3		7		4	4	5	6	4	4	3	3	3	6	1	3	5	1	5	2		76	Shiga
17	Ishikawa	1	2	3		1			1	2	1	1	3		1		1				1				18	Ishikawa
6	Yamagata			1		1		1	2	1					1	1	2	1	3	1	1				16	Yamagata
32	Shimane	1				1		1			1	1	2			1					1	1			10	Shimane
42	Nagasaki			1					4					1	1	1					1	1			10	Nagasaki
47	Okinawa			1									2						1	2	1		1		8	Okinawa
31	Tottori	2		2																					4	Tottori
	total	306	331	304		303		306	300	312	264	216	227	239	204	190	221	190	242	198	215	235	211	268	5,282	total

Data source : https://anzeninfo.mhlw.go.jp/user/anzen/tok/anst00.htm

Return to https://www.jisha.or.jp/english/statistics/202211_23.html