Transition of fatal and non-fatal accidents in each element like as causal agents, type of accidents, etc. in code no. 0111 nonferrous metal making (1999-2021)

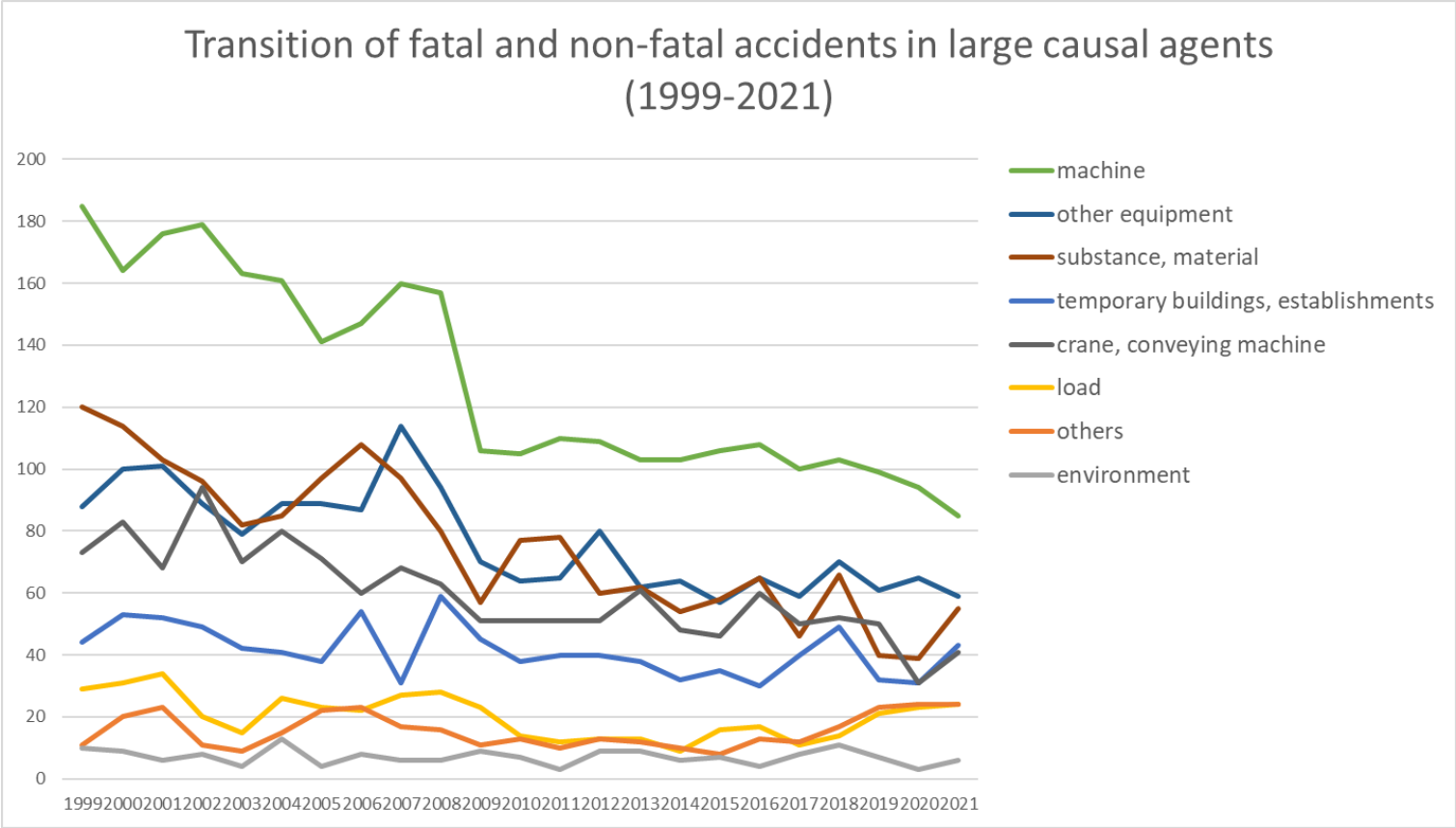

Transition of fatal and non-fatal accidents in large causal agents in code no. 0111 nonferrous metal making (1999-2021)

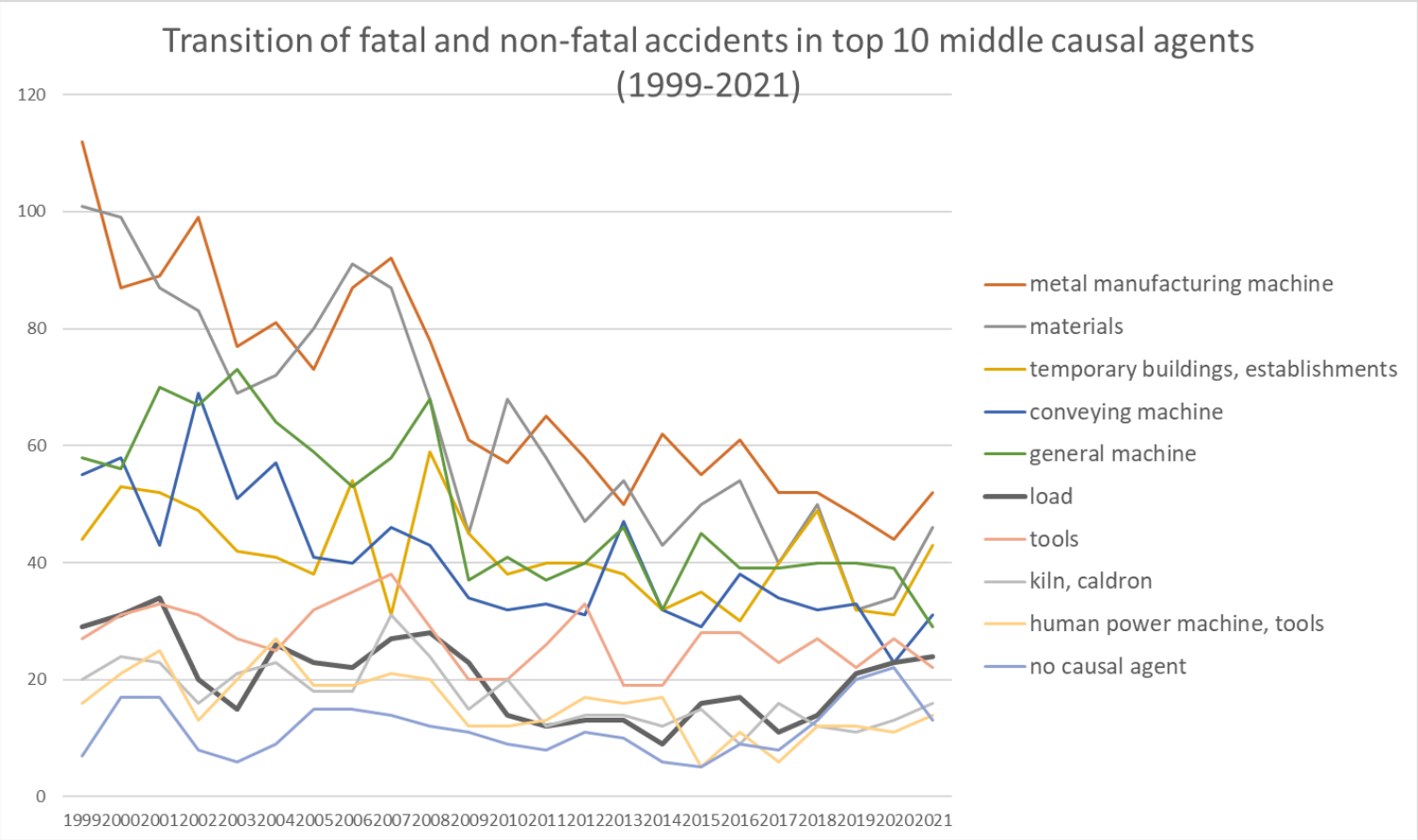

Transition of fatal and non-fatal accidents in middle causal agents in code no. 0111 nonferrous metal making (1999-2021)

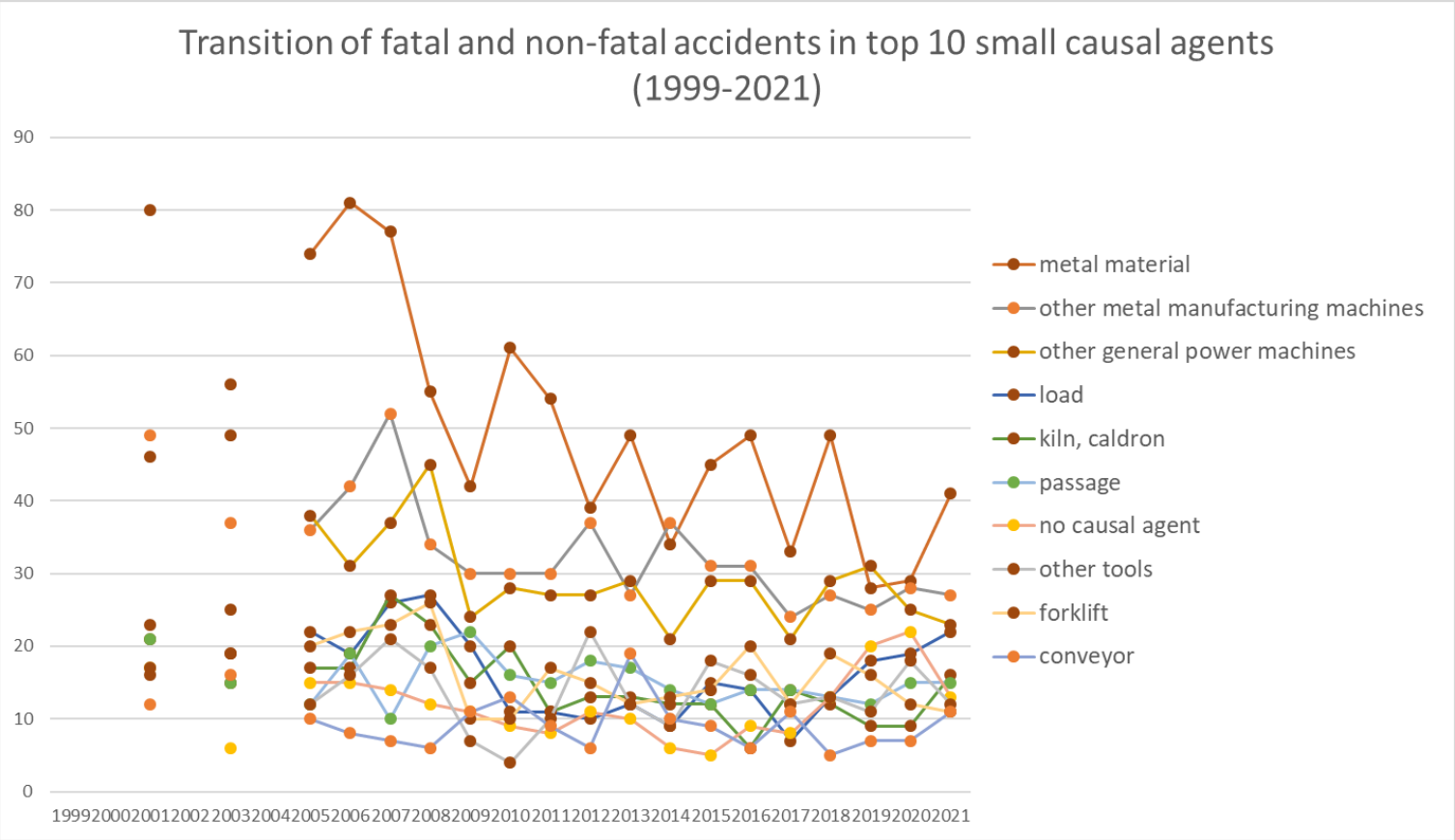

Transition of fatal and non-fatal accidents in small causal agents in code no. 0111 nonferrous metal making (1999-2021)

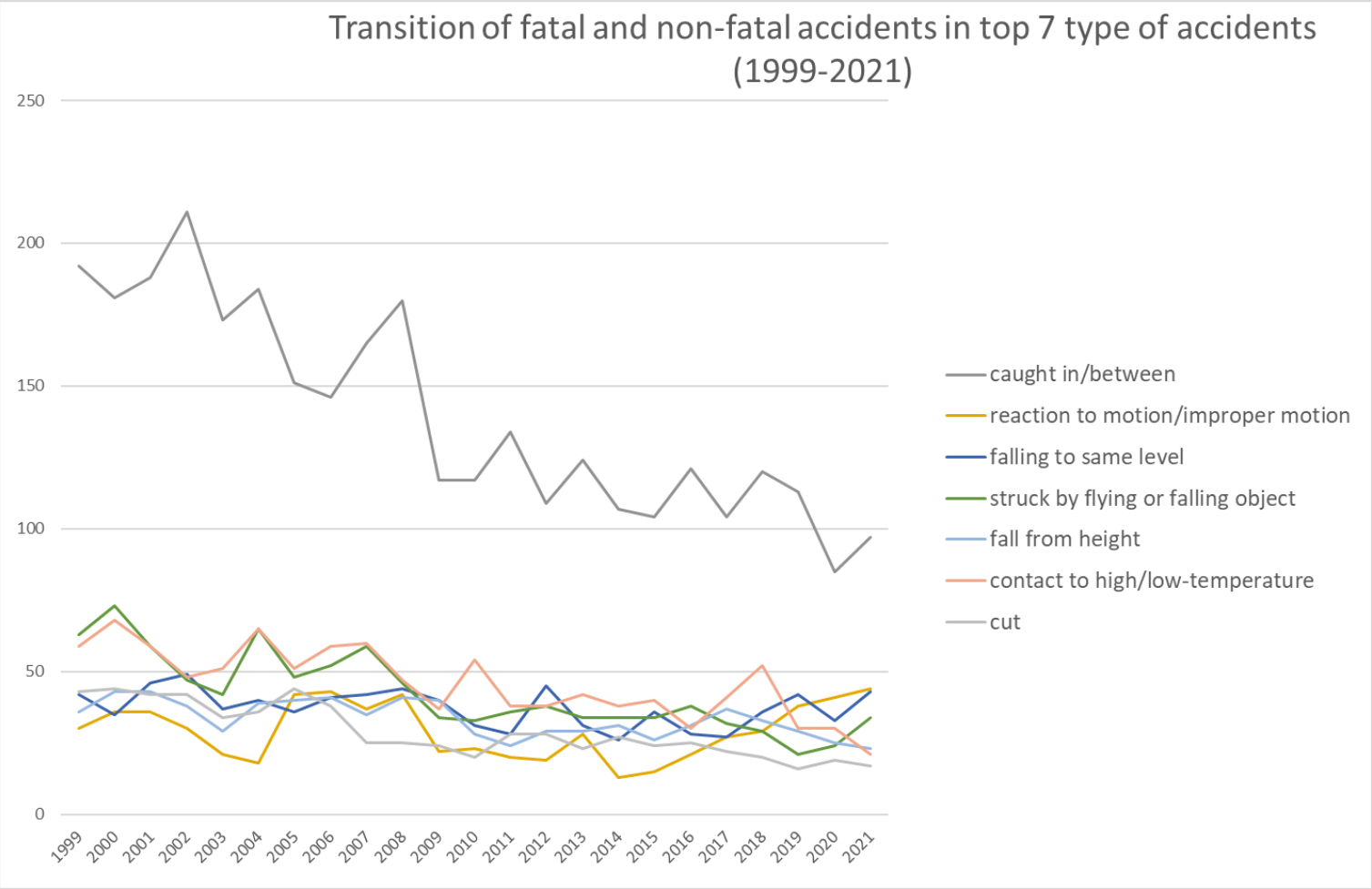

Transition of fatal and non-fatal accidents in type of accidents in code no. 0111 nonferrous metal making (1999-2021)

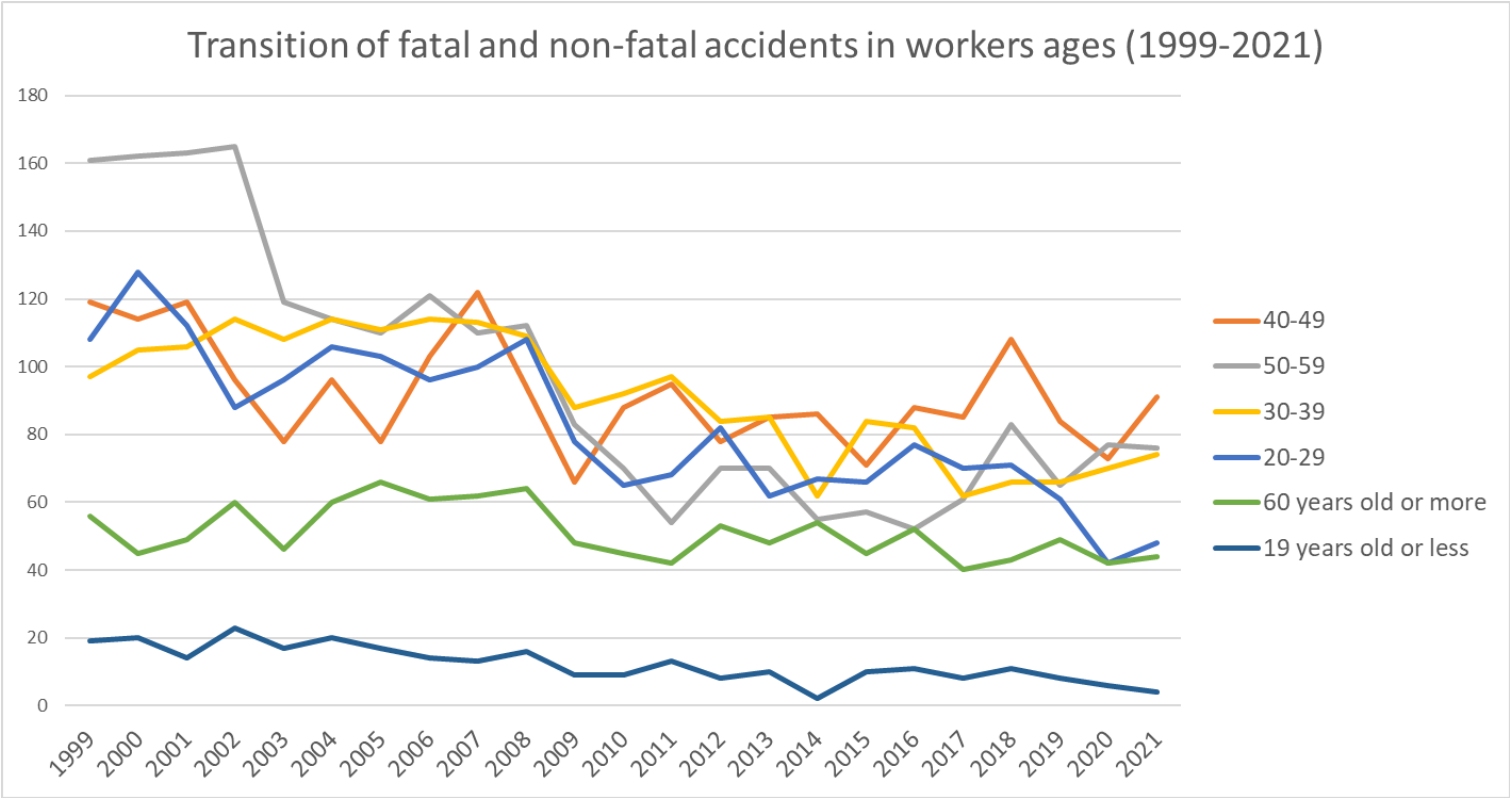

Transition of fatal and non-fatal accidents in workers ages in code no. 0111 nonferrous metal making (1999-2021)

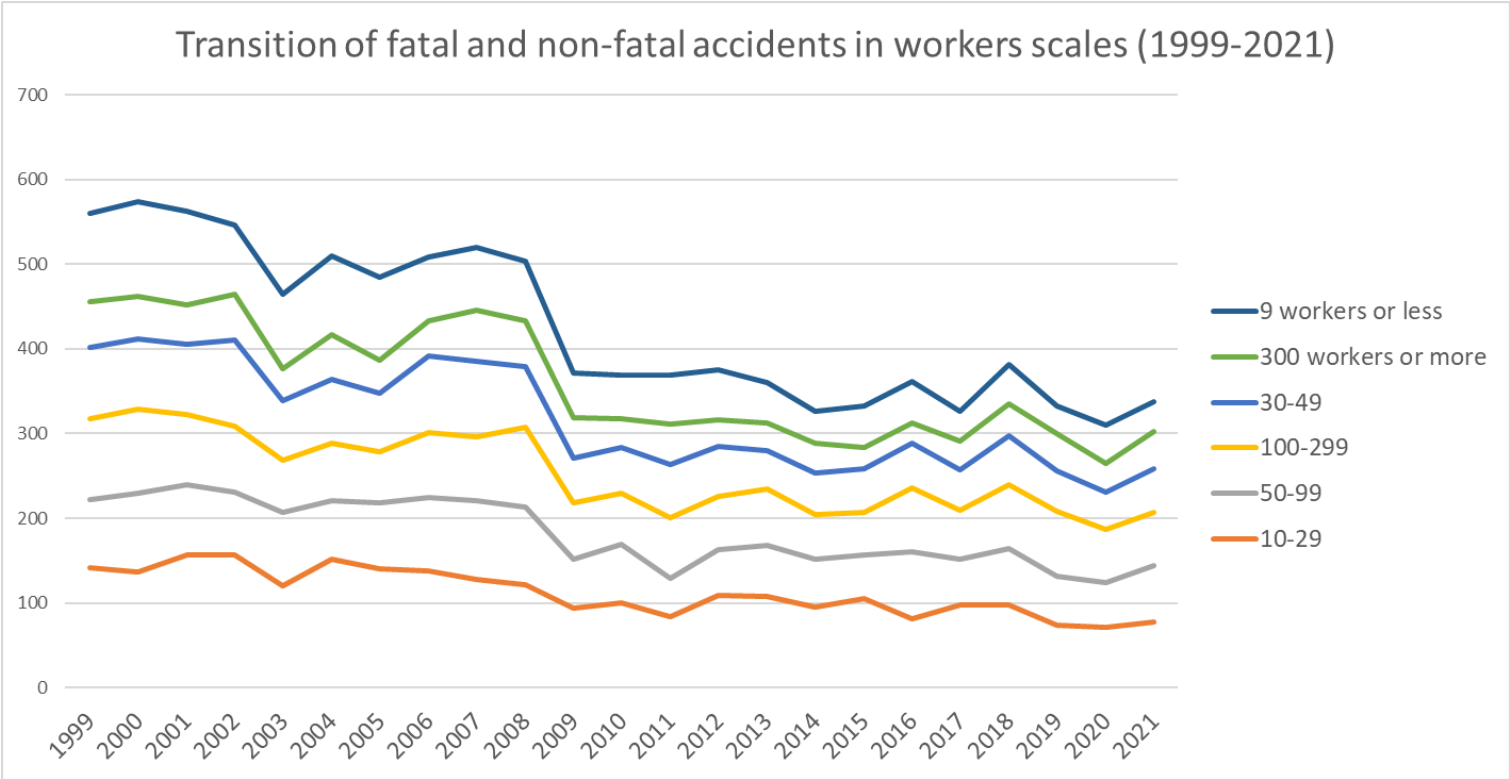

Transition of fatal and non-fatal accidents in workers scales in code no. 0111 nonferrous metal making (1999-2021)

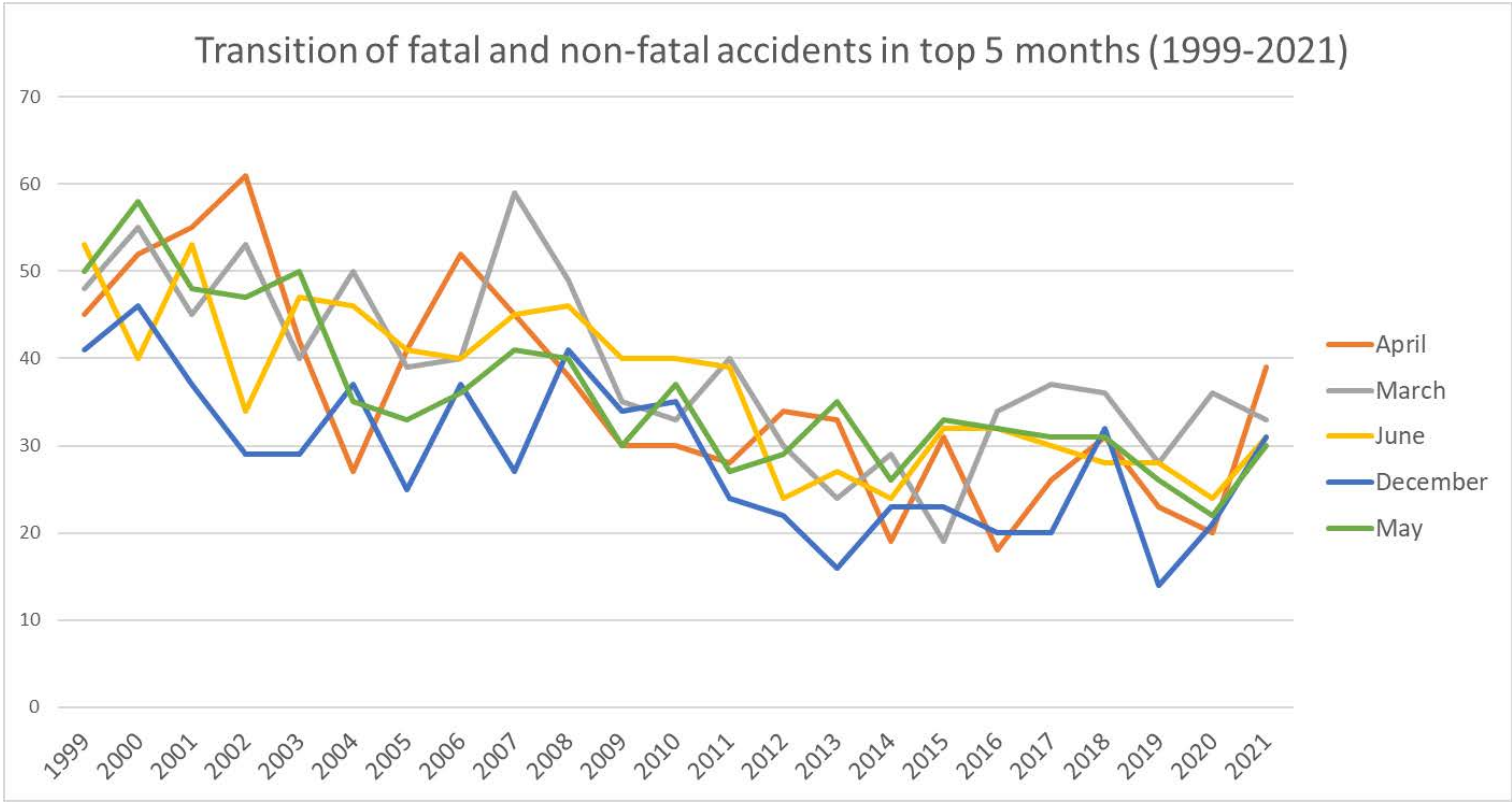

Transition of fatal and non-fatal accidents in months in code no. 0111 nonferrous metal making (1999-2021)

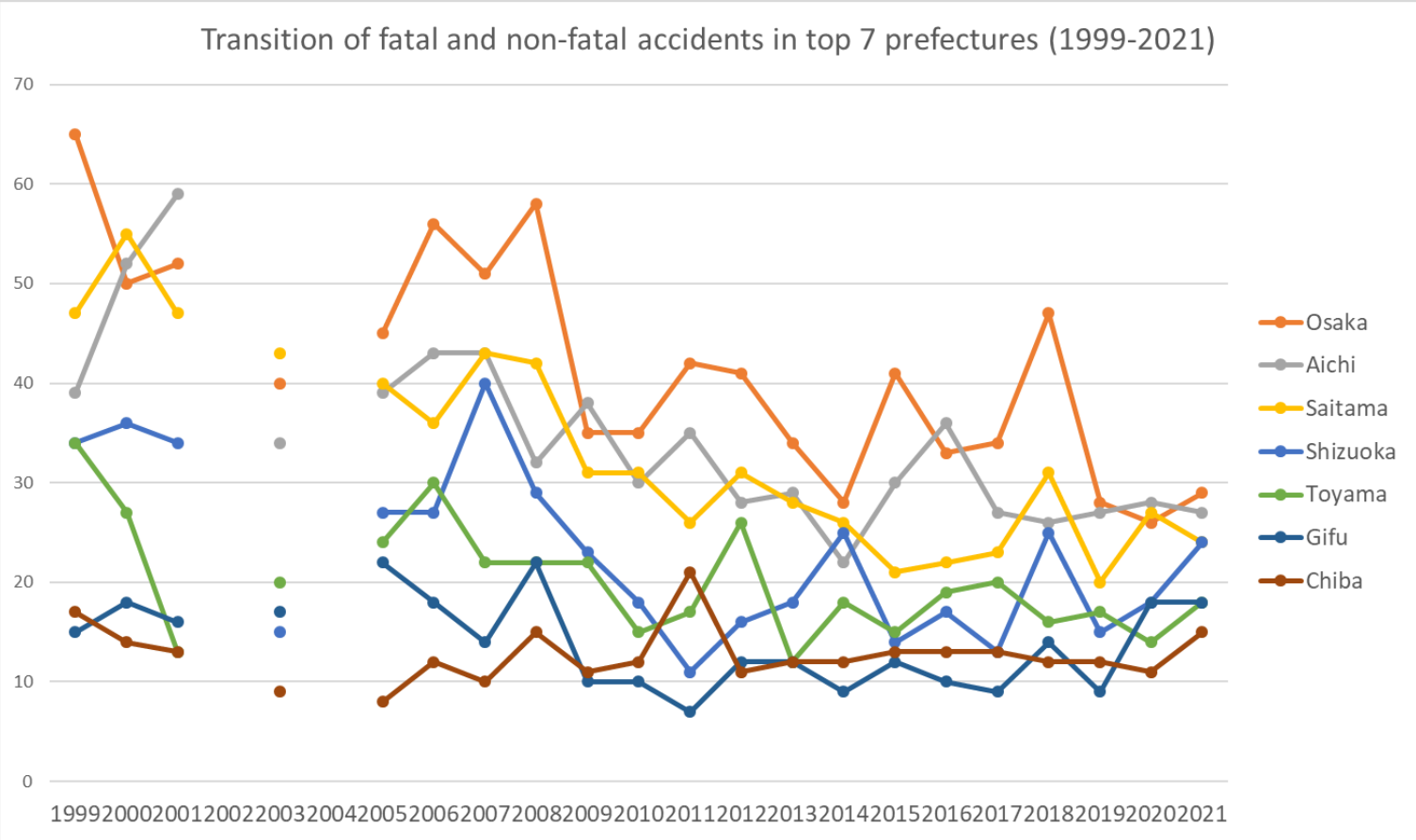

Transition of fatal and non-fatal accidents in prefectures in code no. 0111 nonferrous metal making (1999-2021)

Transition of fatal and non-fatal accidents in large causal agents in code no. 0111 nonferrous metal making (1999-2021)

code	Causal (L) agents	1999	2000	2001	2002	2003	2004	2005	2006	2007	2008	2009	2010	2011	2012	2013	2014	2015	2016	2017	2018	2019	2020	2021	total	Causal (L) agents
1	machine	185	164	176	179	163	161	141	147	160	157	106	105	110	109	103	103	106	108	100	103	99	94	85	2,964	machine
3	other equipment	88	100	101	89	79	89	89	87	114	94	70	64	65	80	62	64	57	65	59	70	61	65	59	1,771	other equipment
5	substance, material	120	114	103	96	82	85	97	108	97	80	57	77	78	60	62	54	58	65	46	66	40	39	55	1,739	substance, material

4	temporary buildings, establishments	44	53	52	49	42	41	38	54	31	59	45	38	40	40	38	32	35	30	40	49	32	31	43	956	temporary buildings, establishments
2	crane, conveying machine	73	83	68	94	70	80	71	60	68	63	51	51	51	51	61	48	46	60	50	52	50	31	41	1,373	crane, conveying machine
6	load	29	31	34	20	15	26	23	22	27	28	23	14	12	13	13	9	16	17	11	14	21	23	24	465	load
9	others	11	20	23	11	9	15	22	23	17	16	11	13	10	13	12	10	8	13	12	17	23	24	24	357	others
7	environment	10	9	6	8	4	13	4	8	6	6	9	7	3	9	9	6	7	4	8	11	7	3	6	163	environment
	total	560	574	563	546	464	510	485	509	520	503	372	369	369	375	360	326	333	362	326	382	333	310	337	9,788	total

Transition of fatal and non-fatal accidents in middle causal agents in code no. 0111 nonferrous metal making (1999-2021)

code	Causal (M) agents	1999	2000	2001	2002	2003	2004	2005	2006	2007	2008	2009	2010	2011	2012	2013	2014	2015	2016	2017	2018	2019	2020	2021	total	Causal (M) agents
15	metal manufacturing machine	112	87	89	99	77	81	73	87	92	78	61	57	65	58	50	62	55	61	52	52	48	44	52	1,592	metal manufacturing machine
52	materials	101	99	87	83	69	72	80	91	87	68	45	68	58	47	54	43	50	54	40	50	32	34	46	1,458	materials
41	temporary buildings, establishments	44	53	52	49	42	41	38	54	31	59	45	38	40	40	38	32	35	30	40	49	32	31	43	956	temporary buildings, establishments
22	conveying machine	55	58	43	69	51	57	41	40	46	43	34	32	33	31	47	32	29	38	34	32	33	23	31	932	conveying machine
16	general machine	58	56	70	67	73	64	59	53	58	68	37	41	37	40	46	32	45	39	39	40	40	39	29	1,130	general machine

61	load	29	31	34	20	15	26	23	22	27	28	23	14	12	13	13	9	16	17	11	14	21	23	24	465	load
37	tools	27	31	33	31	27	25	32	35	38	29	20	20	26	33	19	19	28	28	23	27	22	27	22	622	tools
34	kiln, caldron	20	24	23	16	21	23	18	18	31	24	15	20	12	14	14	12	15	9	16	12	11	13	16	397	kiln, caldron
36	human power machine, tools	16	21	25	13	20	27	19	19	21	20	12	12	13	17	16	17	5	11	6	12	12	11	14	359	human power machine, tools
92	no causal agent	7	17	17	8	6	9	15	15	14	12	11	9	8	11	10	6	5	9	8	13	20	22	13	265	no causal agent
91	other causal agent	4	3	6	2	2	3	5	6	3	3		4	2	2	1	3	2	3	4	4	3	2	11	78	other causal agent
21	crane	16	22	20	22	14	18	20	18	17	16	15	16	16	18	13	12	14	17	16	16	14	7	10	367	crane
51	hazards, harmful substances	19	15	16	13	13	13	17	17	10	12	12	9	20	13	8	11	8	11	6	16	8	5	9	281	hazards, harmful substances
39	other equipments, facilities	20	15	13	25	8	10	15	13	18	18	18	8	13	10	11	14	8	8	12	15	13	12	6	303	other equipments, facilities
71	natural environment	10	9	6	8	4	13	4	8	6	6	9	7	3	9	9	6	7	4	8	11	7	3	6	163	natural environment
14	construction machine	2	2	3		2	2	1		2		2	2	2	2	2	1	2	2	1	1	3	2	2	38	construction machine
12	power transmission mechanism	9	14	8	5	4	7	4	4	5	8	4	3	3	4	3	4	1	4	4	7	7	3	1	116	power transmission mechanism
13	woodworking machine	4	5	6	7	7	7	4	3	3	3	2	2	3	4	2	4	3	2	3	3	1	6	1	85	woodworking machine

32	chemical facilities	1	2		2	1		3	2	2	1					1			4	2	3			1	25	chemical facilities
23	vehicle	2	3	5	3	5	5	10	2	5	4	2	3	2	2	1	4	3	5		4	3	1		74	vehicle
35	electric equipment	2	3	4	2	1	3	1		1	1	3	3					1			1	2	2		30	electric equipment
33	welding equipment	1	3	1		1	1			1		2	1	1	4	1	1		4			1			23	welding equipment
99	unclassifiable				1	1	3	2	2		1					1	1	1	1						14	unclassifiable
31	pressure vessel	1	1	2				1		2	1				2		1		1						12	pressure vessel
11	engine				1										1					1					3	engine
17	mobile silviculture machine																									mobile silviculture machine
	total	560	574	563	546	464	510	485	509	520	503	372	369	369	375	360	326	333	362	326	382	333	310	337	9,788	total

Transition of fatal and non-fatal accidents in small causal agents in code no. 0111 nonferrous metal making (1999-2021)

code	Causal (S) agents	1999	2000	2001	2002	2003	2004	2005	2006	2007	2008	2009	2010	2011	2012	2013	2014	2015	2016	2017	2018	2019	2020	2021	total	Causal (S) agents
521	metal material			80		56		74	81	77	55	42	61	54	39	49	34	45	49	33	49	28	29	41	976	metal material
159	other metal manufacturing machines			49		37		36	42	52	34	30	30	30	37	27	37	31	31	24	27	25	28	27	634	other metal manufacturing machines
169	other general power machines			46		49		38	31	37	45	24	28	27	27	29	21	29	29	21	29	31	25	23	589	other general power machines
611	load			23		15		22	19	26	27	20	11	11	10	12	9	15	14	7	13	18	19	22	313	load
341	kiln, caldron			21		19		17	17	27	23	15	20	11	13	13	12	12	6	14	12	9	9	16	286	kiln, caldron

417	passage			21		15		12	19	10	20	22	16	15	18	17	14	12	14	14	13	12	15	15	294	passage
921	no causal agent			17		6		15	15	14	12	11	9	8	11	10	6	5	9	8	13	20	22	13	224	no causal agent
379	other tools			17		19		12	16	21	17	7	4	10	22	12	9	18	16	12	13	11	18	12	266	other tools
222	forklift			16		25		20	22	23	26	10	10	17	15	12	13	14	20	12	19	16	12	11	313	forklift
224	conveyor			12		16		10	8	7	6	11	13	9	6	19	10	9	6	11	5	7	7	11	183	conveyor
153	grinding machine, buffing machine			9		6		14	16	7	10	8	7	9	8	6	9	8	8	12	7	7	3	11	165	grinding machine, buffing machine
911	other causal agent			6		2		5	6	3	3		4	2	2	1	3	2	3	4	4	3	2	11	66	other causal agent
211	crane			18		12		15	13	15	16	13	15	15	15	11	11	12	14	16	14	12	7	8	252	crane
413	stairs, landing stage			8		6		8	6	5	9	12	2	3	6	6	6	8	6	11	11	7	4	8	132	stairs, landing stage
371	ladder			9		3		12	14	11	9	10	11	9	7	3	5	8	9	10	11	10	7	7	165	ladder
416	working platform, boot board			10		8		5	14	7	14	3	9	7	6	6	3	6	5	6	7	7	2	7	132	working platform, boot board
362	human power hauling equipment			9		9		8	3	8	9	3	6	4	10	6	4	3	7	2	6	4	3	7	111	human power hauling equipment
391	other equipment, facilities			13		8		15	13	18	18	18	8	13	10	11	14	8	8	12	15	13	12	6	233	other equipment, facilities
221	truck			12		7		11	7	11	7	9	6	6	7	13	4	6	10	9	6	5	2	6	144	truck
154	power press			11		15		9	16	19	16	9	8	12	9	7	8	6	6	12	7	5	3	5	183	power press
418	building, establishment			9		6		8	4	6	9	2	6	10	4	5	5	4	2	5	10	3	4	5	107	building, establishment
364	hand tool			14		9		9	14	12	10	9	4	8	7	10	10	2	4	3	5	7	6	4	147	hand tool
514	harmful substance			6		5		13	3	3	4	4	3	9	4	4	4	3	6		4		1	4	80	harmful substance
151	lathe			10		4		3	4	2	5	6	2	4	2	3	3	1	5	2	4	1	5	4	70	lathe

419	other temporary buildings, establishments			1		6		3	5		5	4	5	2	4	3	3	3	1	1	7	3	4	4	64	other temporary buildings, establishments
163	roll machine (except printingroll machine)			11		12		14	11	9	11	9	8	6	7	8	5	10	6	7	4	2	7	3	150	roll machine (except printingroll machine)
152	drill press, milling machine			7		12		8	7	7	9	5	4	5		6	4	8	7	2	5	7	3	3	109	drill press, milling machine
529	other materials			5		9		6	9	7	10	2	7	3	5	2	8	3	3	6		3	2	3	93	other materials
372	slinging tool			7		5		8	5	6	3	3	5	7	4	4	5	2	3	1	3	1	2	3	77	slinging tool
229	other powered conveying machines			2		3			2	5	3	3	2	1	2	2	3		2	2	1	4	1	3	41	other powered conveying machines
711	natural ground, rock														1					1				3	5	natural ground, rock
519	other hazards, harmful substances			4		6		4	7	6	4	3	3	7	7	2	1	4	5	4	5	4	4	2	82	other hazards, harmful substances
715	high/cold temperature environment			3		2		2	5	4	3	5	4		6	7	4	5	2	4	9	5	1	2	73	high/cold temperature environment
612	machine/equipment as load			11				1	3	1	1	3	3	1	3	1		1	3	4	1	3	4	2	46	machine/equipment as load
156	shearing machine			2		2		3		3	3	3	5	4	2	1	1		4		2	3	2	2	42	shearing machine
167	industrial robot			2		3		1	2	2			1	1	1	1		1	2	3				2	22	industrial robot
414	opening			2				1	4	2		2		1	1	1			1	2			1	2	20	opening
513	inflammable gas			1		1			2						1			1			2	4		2	14	inflammable gas

361	human power cranes					1		1	1	1				1			1			1	1		2	2	12	human power cranes
121	power transmission mechanism			8		4		4	4	5	8	4	3	3	4	3	4	1	4	4	7	7	3	1	81	power transmission mechanism
162	mixer, grinder			6		3		1	5	6	5	2	3	1	2	4	4	3	2	5	2	4	7	1	66	mixer, grinder
719	other environments			2		2		2	2	1	3	1	1	1	2	2	2	2	2	2	1	2	1	1	32	other environments
512	inflammable substance					1			5	1	3		3	3		1	5			2	3			1	28	inflammable substance
219	other powered crane					2		3	2	1		2	1	1	1	2	1	2	1			1		1	21	other powered crane
132	band sawing machine			2		1		2		1	2			1	1	1	1	2	1	1	2		1	1	20	band sawing machine
321	chemical facilities					1		3	2	2	1					1			4	2	3			1	20	chemical facilities
522	lumber, bamboo			1		1			1	1	3	1			3	2						1	2	1	17	lumber, bamboo
523	stone, sand, substance			1		3				2				1		1	1	2	2	1	1		1	1	17	stone, sand, substance
415	roof, beam, haze, crossbeam, principal rafter			1		1			1	1	2			2			1	1		1			1	1	13	roof, beam, haze, crossbeam, principal rafter
214	elevator, lift			2				1	2	1					1				2		1	1		1	12	elevator, lift
363	human power machine			2		1		1	1		1		2				2					1		1	12	human power machine
145	demolition machine									1							1		2		1			1	6	demolition machine
144	hardening machine																							1	1	hardening machine
412	timbering																							1	1	timbering

231	cars, bus, motorcycle			4		5		10	2	5	2	2	3	2	2	1	4	3	4		4	3	1		57	cars, bus, motorcycle
164	injection molding machine			3		5		4	3	4	5	2	1	2	2	4	2	1		2	5	2			47	injection molding machine
131	circular sawing machine			4		2		2	3		1		2	2	1	1	2	1	1			1	3		26	circular sawing machine
349	other kiln, caldron					2		1	1	2	1			1	1	1		1	3	2		1	4		21	other kiln, caldron
511	explosive substance			5							1	5		1	1	1	1				2				17	explosive substance
142	excavating machine							1		1		2	2	1	2	1		1		1		1			13	excavating machine
141	leveling, transporting or loading machine			2		2								1		1		1				2	1		10	leveling, transporting or loading machine
155	forging pressure hammer			1		1			2	2	1		1	1				1							10	forging pressure hammer
999	unclassifiable					1		2	2		1					1	1	1	1						10	unclassifiable
139	other woodworking machines					2				1		2			1		1			1					8	other woodworking machines
225	loader			1					1				1		1	1	2				1				8	loader
331	gas welding equipment									1		2	1	1	3										8	gas welding equipment
351	transmission					1						2	1								1	2	1		8	transmission
342	industrial dryer			2						2								2				1			7	industrial dryer
161	centrifugal machine			1				1			1				1			1		1					6	centrifugal machine
332	arc welding equipment					1									1				4						6	arc welding equipment

352	electric power facilities			2						1	1		2													6	electric power facilities
359	other electrical equipment			2				1				1						1					1		6	other electrical equipment
411	scaffolding							1	1						1			1	1		1				6	scaffolding
713	water			1									2	2						1					6	water
714	abnormal environment								1	1		3									1				6	abnormal environment
223	railway equipment										1	1										1	1		4	railway equipment
239	other vehicles			1							2								1						4	other vehicles
312	pressure vessel			1											2				1						4	pressure vessel
319	other pressure vessels			1				1		1	1														4	other pressure vessels
339	other welding equipment			1												1	1					1			4	other welding equipment
133	wood planer machine					1				1													1		3	wood planer machine
165	food manufacturing machine			1		1					1														3	food manufacturing machine
212	mobile crane							1	1						1										3	mobile crane
111	engine														1					1					2	engine
134	hollow chisel mortiser, wood borer					1															1				2	hollow chisel mortiser, wood borer

136	chain saw																			1			1		2	chain saw
149	other construction machines			1																			1		2	other construction machines
166	printing machine								1													1			2	printing machine
311	boiler									1							1								2	boiler
135	chamfering machine, router, woodworking milling machine														1										1	chamfering machine, router, woodworking milling machine
215	cargo lifting appliance																				1				1	cargo lifting appliance
712	standing tree																						1		1	standing tree
143	foundation work machine																									foundation work machine
146	vehicle for high lift work																									vehicle for high lift work
171	felling machine																									felling machine
172	mobile logging machine																									mobile logging machine
173	skyline yarding machine																									skyline yarding machine
179	other mobile silviculture machine																									other mobile silviculture machine
213	derrick crane																									derrick crane
216	gondola																									gondola

217	lumberyard equipment, logging cableway																									lumberyard equipment, logging cableway
218	simple skyline yarding equipment																									simple skyline yarding equipment
226	straddle carrier																									straddle carrier
227	rough terrain hauler																									rough terrain hauler
232	railway vehicle																									railway vehicle
515	radiation																									radiation
	total			563		464		485	509	520	503	372	369	369	375	360	326	333	362	326	382	333	310	337	7,598	total

Transition of fatal and non-fatal accidents in type of accidents in code no. 0111 nonferrous metal making (1999-2021)

code	Type of accidents	1999	2000	2001	2002	2003	2004	2005	2006	2007	2008	2009	2010	2011	2012	2013	2014	2015	2016	2017	2018	2019	2020	2021	total	Type of accidents
07	caught in/between	192	181	188	211	173	184	151	146	165	180	117	117	134	109	124	107	104	121	104	120	113	85	97	3,223	caught in/between
19	reaction to motion/improper motion	30	36	36	30	21	18	42	43	37	42	22	23	20	19	28	13	15	21	27	29	38	41	44	675	reaction to motion/improper motion
02	falling to same level	42	35	46	49	37	40	36	41	42	44	40	31	28	45	31	26	36	28	27	36	42	33	43	858	falling to same level
04	struck by flying or falling object	63	73	59	47	42	65	48	52	59	46	34	33	36	38	34	34	34	38	32	29	21	24	34	975	struck by flying or falling object
01	fall from height	36	43	43	38	29	39	40	41	35	41	40	28	24	29	29	31	26	31	37	33	29	25	23	770	fall from height
11	contact to high/low-	59	68	59	48	51	65	51	59	60	47	37	54	38	38	42	38	40	30	41	52	30	30	21	1,058	contact to high/low-

	temperature																									temperature
08	cut	43	44	42	42	34	36	44	38	25	25	24	20	28	28	23	27	24	25	22	20	16	19	17	666	cut
06	crashed by	30	26	25	32	16	20	17	29	28	23	19	15	26	20	13	22	9	26	9	17	14	20	14	470	crashed by
03	crash	22	19	23	19	15	19	14	26	19	21	12	16	9	14	13	6	10	11	12	23	10	18	13	364	crash
90	others	2	3	1		5	2	1	2	1	1		3	2	3	2		3	1	2		3	1	11	49	others
05	collapse	12	14	13	6	14	3	11	12	21	14	10	10	5	14	10	6	15	8	5	6	10	5	6	230	collapse
12	contact to harmful substance	10	8	6	9	11	6	15	10	6	6	10	6	12	7	4	3	3	6	3	11	3	2	6	163	contact to harmful substance
14	explosion	12	11	11	4	5	4	5	4	13	7	6	3	4	5	3	1	4	5	3			2	5	117	explosion
16	fire		1				1		2	1	1		1	1	1		3	2			2	2		2	20	fire
09	injury to the sole of the foot	4	1	3	1	2	1	1	2	2	1		2		2		1	2	1		1		1	1	29	injury to the sole of the foot
17	traffic accident (public road)	3	7	5	2	5	5	8	1	3	2		3	2	2	4	4	2	6	1	1	2	2		70	traffic accident (public road)
15	burst				7	2			1	2					1				3	1	2				19	burst
13	electric shock		3	2	1		1				1	1	2										1		12	electric shock
99	unclassifiable		1			2	1	1			1						2	1	1				1		11	unclassifiable
18	traffic accident (others)									1			1				1	3							6	traffic accident (others)
10	drown			1									1				1								3	drown
	total	560	574	563	546	464	510	485	509	520	503	372	369	369	375	360	326	333	362	326	382	333	310	337	9,788	total

Transition of fatal and non-fatal accidents in workers ages in code no. 0111 nonferrous metal making (1999-2021)

code	Age	1999	2000	2001	2002	2003	2004	2005	2006	2007	2008	2009	2010	2011	2012	2013	2014	2015	2016	2017	2018	2019	2020	2021	total	Age
4	40-49	119	114	119	96	78	96	78	103	122	94	66	88	95	78	85	86	71	88	85	108	84	73	91	2,117	40-49
5	50-59	161	162	163	165	119	114	110	121	110	112	83	70	54	70	70	55	57	52	61	83	65	77	76	2,210	50-59
3	30-39	97	105	106	114	108	114	111	114	113	109	88	92	97	84	85	62	84	82	62	66	66	70	74	2,103	30-39
2	20-29	108	128	112	88	96	106	103	96	100	108	78	65	68	82	62	67	66	77	70	71	61	42	48	1,902	20-29
6	60 years old or more	56	45	49	60	46	60	66	61	62	64	48	45	42	53	48	54	45	52	40	43	49	42	44	1,174	60 years old or more
1	19 years old or less	19	20	14	23	17	20	17	14	13	16	9	9	13	8	10	2	10	11	8	11	8	6	4	282	19 years old or less
	total	560	574	563	546	464	510	485	509	520	503	372	369	369	375	360	326	333	362	326	382	333	310	337	9,788	total

Transition of fatal and non-fatal accidents in workers scales in code no. 0111 nonferrous metal making (1999-2021)

code	Workers scale	1999	2000	2001	2002	2003	2004	2005	2006	2007	2008	2009	2010	2011	2012	2013	2014	2015	2016	2017	2018	2019	2020	2021	total	Workers scale
2	10-29	142	136	156	157	120	151	140	138	128	122	94	100	84	109	108	95	105	81	97	97	74	71	78	2,583	10-29
4	50-99	80	93	84	74	87	70	78	87	93	91	57	69	45	54	60	57	51	79	55	67	57	53	66	1,607	50-99
5	100-299	95	100	83	78	62	68	61	76	75	94	67	60	72	63	67	52	51	76	57	75	77	63	63	1,635	100-299
3	30-49	85	83	82	101	70	75	69	91	89	72	53	54	62	59	45	50	52	53	48	58	48	44	52	1,495	30-49
6	300 workers or more	54	50	47	54	37	53	38	41	61	54	48	34	48	31	32	34	24	23	34	38	44	34	44	957	300 workers or more
1	9 workers or less	104	112	111	82	88	93	99	76	74	70	53	52	58	59	48	38	50	50	35	47	33	45	34	1,511	9 workers or less
	total	560	574	563	546	464	510	485	509	520	503	372	369	369	375	360	326	333	362	326	382	333	310	337	9,788	total

Transition of fatal and non-fatal accidents in months in code no. 0111 nonferrous metal making (1999-2021)

code	Month	1999	2000	2001	2002	2003	2004	2005	2006	2007	2008	2009	2010	2011	2012	2013	2014	2015	2016	2017	2018	2019	2020	2021	total	Month
4	April	45	52	55	61	42	27	41	52	45	38	30	30	28	34	33	19	31	18	26	31	23	20	39	820	April

3	March	48	55	45	53	40	50	39	40	59	49	35	33	40	30	24	29	19	34	37	36	28	36	33	892	March
6	June	53	40	53	34	47	46	41	40	45	46	40	40	39	24	27	24	32	32	30	28	28	24	31	844	June
12	December	41	46	37	29	29	37	25	37	27	41	34	35	24	22	16	23	23	20	20	32	14	21	31	664	December
5	May	50	58	48	47	50	35	33	36	41	40	30	37	27	29	35	26	33	32	31	31	26	22	30	827	May
7	July	56	37	54	62	46	41	41	46	47	43	30	29	35	34	27	30	38	39	27	48	26	23	29	888	July
9	September	50	43	48	47	36	52	42	49	42	49	24	21	24	20	36	30	21	31	29	32	31	24	28	809	September
8	August	44	44	42	38	46	44	53	35	42	34	29	32	22	36	35	34	18	36	29	26	33	26	26	804	August
10	October	29	45	39	44	36	44	45	54	40	44	30	43	32	34	44	31	21	22	19	27	31	32	25	811	October
1	January	48	44	44	46	32	52	40	43	46	45	26	21	22	42	28	22	37	33	26	27	27	29	23	803	January
2	February	44	56	44	40	32	41	43	31	53	42	33	29	37	31	29	28	29	43	32	32	35	25	22	831	February
11	November	52	54	54	45	28	41	42	46	33	32	31	19	39	39	26	30	31	22	20	32	31	28	20	795	November
	total	560	574	563	546	464	510	485	509	520	503	372	369	369	375	360	326	333	362	326	382	333	310	337	9,788	total

Transition of fatal and non-fatal accidents in prefectures in code no. 0111 nonferrous metal making (1999-2021)

code	Prefecture	1999	2000	2001	2002	2003	2004	2005	2006	2007	2008	2009	2010	2011	2012	2013	2014	2015	2016	2017	2018	2019	2020	2021	total	Prefecture
27	Osaka	65	50	52		40		45	56	51	58	35	35	42	41	34	28	41	33	34	47	28	26	29	870	Osaka
23	Aichi	39	52	59		34		39	43	43	32	38	30	35	28	29	22	30	36	27	26	27	28	27	724	Aichi
11	Saitama	47	55	47		43		40	36	43	42	31	31	26	31	28	26	21	22	23	31	20	27	24	694	Saitama
22	Shizuoka	34	36	34		15		27	27	40	29	23	18	11	16	18	25	14	17	13	25	15	18	24	479	Shizuoka
16	Toyama	34	27	13		20		24	30	22	22	22	15	17	26	12	18	15	19	20	16	17	14	18	421	Toyama
21	Gifu	15	18	16		17		22	18	14	22	10	10	7	12	12	9	12	10	9	14	9	18	18	292	Gifu
12	Chiba	17	14	13		9		8	12	10	15	11	12	21	11	12	12	13	13	13	12	12	11	15	266	Chiba
20	Nagano	14	24	12		22		14	14	14	12	7	11	13	10	11	8	9	11	8	11	6	7	14	252	Nagano
8	Ibaraki	27	30	36		24		20	22	37	21	13	19	13	11	13	12	18	16	18	17	13	15	13	408	Ibaraki

24	Mie	17	19	16		21		13	8	15	16	6	15	6	13	13	8	9	9	9	4	9	11	13	250	Mie
7	Fukushima	14	15	15		17		8	11	15	9	4	6	5	9	17	10	8	3	6	7	6	5	13	203	Fukushima
40	Fukuoka	13	13	22		15		8	11	14	14	14	14	10	11	17	13	12	11	13	15	13	9	12	274	Fukuoka
28	Hyogo	24	22	22		21		19	17	23	22	29	13	20	18	17	16	13	13	9	14	12	10	11	365	Hyogo
14	Kanagawa	19	17	20		11		19	14	16	15	7	7	20	9	11	10	12	18	8	11	15	4	11	274	Kanagawa
33	Okayama	9	12	17		7		8	13	7	11	11	12	5	8	10	10	7	13	18	20	8	7	11	224	Okayama
34	Hiroshima	9	6	9		11		14	16	10	10	8	13	6	8	11	2	5	9	5	1	10	7	11	181	Hiroshima
9	Tochigi	23	18	18		13		15	21	18	8	10	10	8	12	7	13	9	8	5	12	18	12	10	268	Tochigi
26	Kyoto	13	13	15		14		13	14	19	14	9	9	14	9	9	6	10	7	3	7	10	6	7	221	Kyoto
15	Niigata	6	14	11		7		10	13	8	13	7	8	10	15	9	5	13	7	7	5	11	10	7	196	Niigata
25	Shiga	8	8	11		10		16	13	11	21	4	6	9	13	6	7	5	10	6	9	7	3	6	189	Shiga
10	Gunma	14	8	12		5		16	16	14	12	5	9	9	9	7	6	9	9	5	11	8	5	5	194	Gunma
35	Yamaguchi	10	10	4		1		6	5	9	8	5	3	4	3	6	4	3	7	5	5	8	5	4	115	Yamaguchi
43	Kumamoto	5	21	5		7		6	7	2	4	2	1	3	4		5	3	2	5	4	7	4	4	101	Kumamoto
6	Yamagata	10	1	7		3		8	5	6	7	2	4	2	2	4	5	3	4	8	6	3	4	4	98	Yamagata
18	Fukui	5	9	4		8		2	4	6	4	7	7	2	6	4	3	2	6	4	5	2	4	3	97	Fukui
3	Iwate	2	3	1		3		2	2	5	6		4	3	3	2	3		2	6	2	2	2	3	56	Iwate
13	Tokyo	28	12	17		14		10	14	10	14	10	3	6	7	10	10	6	8	3	11	7	8	2	210	Tokyo
4	Miyagi	8	2	7		9		5	10	2	5	5	7	4	2	8	3	8	7		4	4	5	2	107	Miyagi
38	Ehime	2	2	6		5		6	4	3	4	3	4	6	1		7	1	6	3	3	3	1	2	72	Ehime
19	Yamanashi	2	6	6		6		5	4	1	3	3	3	3	2	2	2	1	4	3	1	2	1	2	62	Yamanashi
1	Hokkaido	1	4	1		4		4		2	1	3	3	1	4	1	1	1	1	8	3	2	2	2	49	Hokkaido
17	Ishikawa		5	2		3		1		1	1	1	2	3	2	2		3	1	1		1	1	2	32	Ishikawa

5	Akita	6	10	6		2		3	6	8	3	5	3	3	5	2	4	3	4	3		6	8	1	91	Akita
37	Kagawa	5	4	7		8		2	1	4	4	3	1	4	4	3	2		3		3		2	1	61	Kagawa
2	Aomori	3	2	3				3	2	3	6	4	6	5		2	2	1	1	3	5	1	1	1	54	Aomori
44	Oita	4	2	2		2		3	2	4	5	6	3	1	2	2	1	2	2	4	3	1	2	1	54	Oita
29	Nara	1	1	1		2		3	5	1	2	6	5	1	1	2	5	2	3	3	4	1		1	50	Nara
36	Tokushima	1	3			2		2	3	1	1			1			1			1	1		1	1	19	Tokushima
41	Saga		1	3				4	1						1	1				1				1	13	Saga
39	Kochi																	1		2			2	1	6	Kochi
45	Miyazaki		1	1		4		3	4	3	3		1	3	3	3	1		2		3				35	Miyazaki
42	Nagasaki	4		6		3		1	1	1	2	1	1	2		2	1	1	2	1	2	3			34	Nagasaki
46	Kagoshima		1	2				2		1	1	1	2	3	1	1		2		1	1	4	1		24	Kagoshima
31	Tottori		2			2		1	2	1			1	2				2	1	1			1		16	Tottori
30	Wakayama	1	1	1				1	1	2		1			1			1	1	1	1				13	Wakayama
47	Okinawa	1		1				2			1				1				1			1	2		10	Okinawa
32	Shimane							2	1				2					2				1			8	Shimane
	total	560	574	563		464		485	509	520	503	372	369	369	375	360	326	333	362	326	382	333	310	337	8,732	total

Data source : https://anzeninfo.mhlw.go.jp/user/anzen/tok/anst00.htm

Return to https://www.jisha.or.jp/english/statistics/202211_23.html