Transition of fatal and non-fatal accidents in each element like as causal agents, type of accidents, etc. in code no. 011102 nonferrous metals casting products (1999-2021)

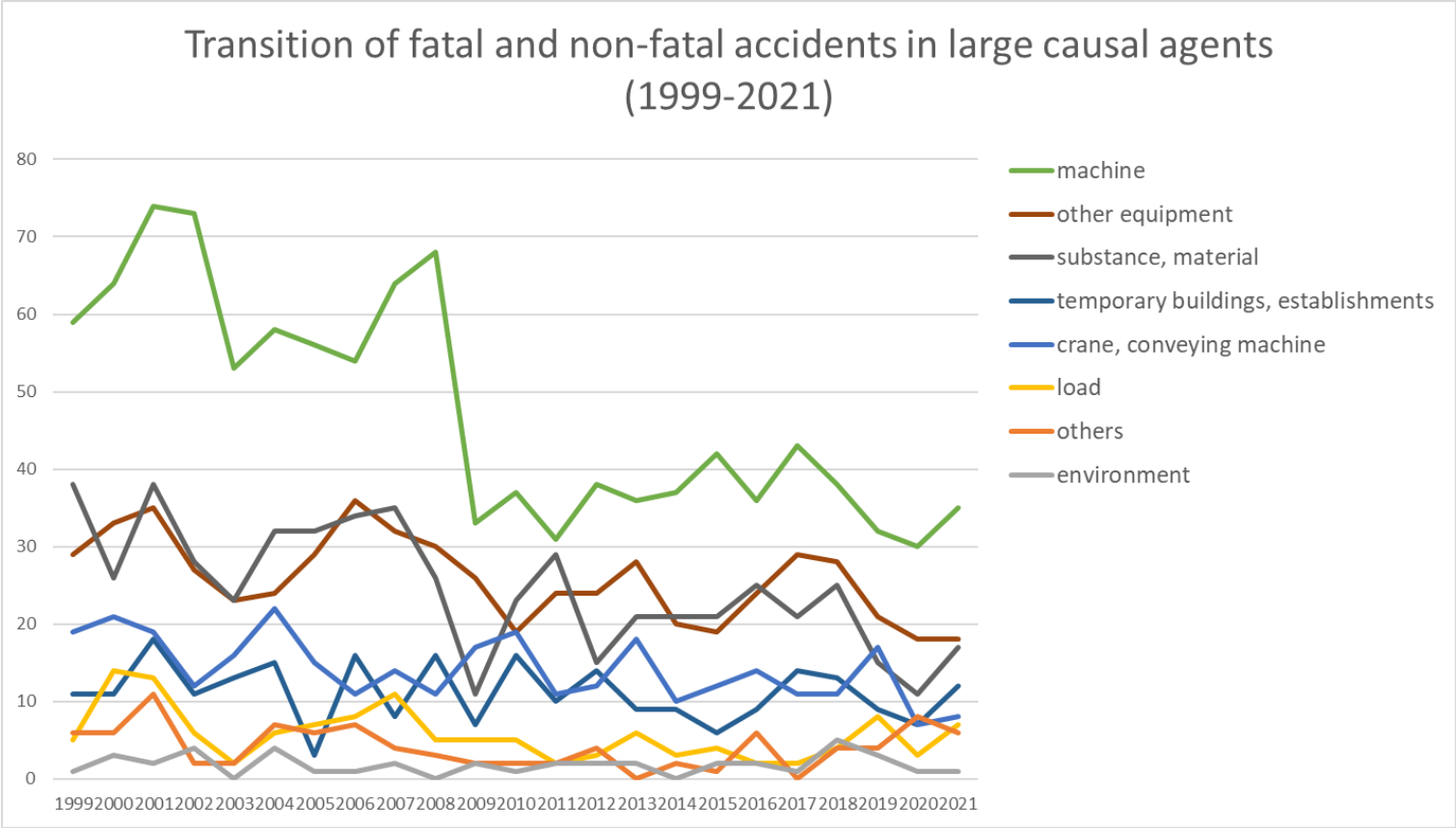

Transition of fatal and non-fatal accidents in large causal agents in code no. 011102 nonferrous metals casting products (1999-2021)

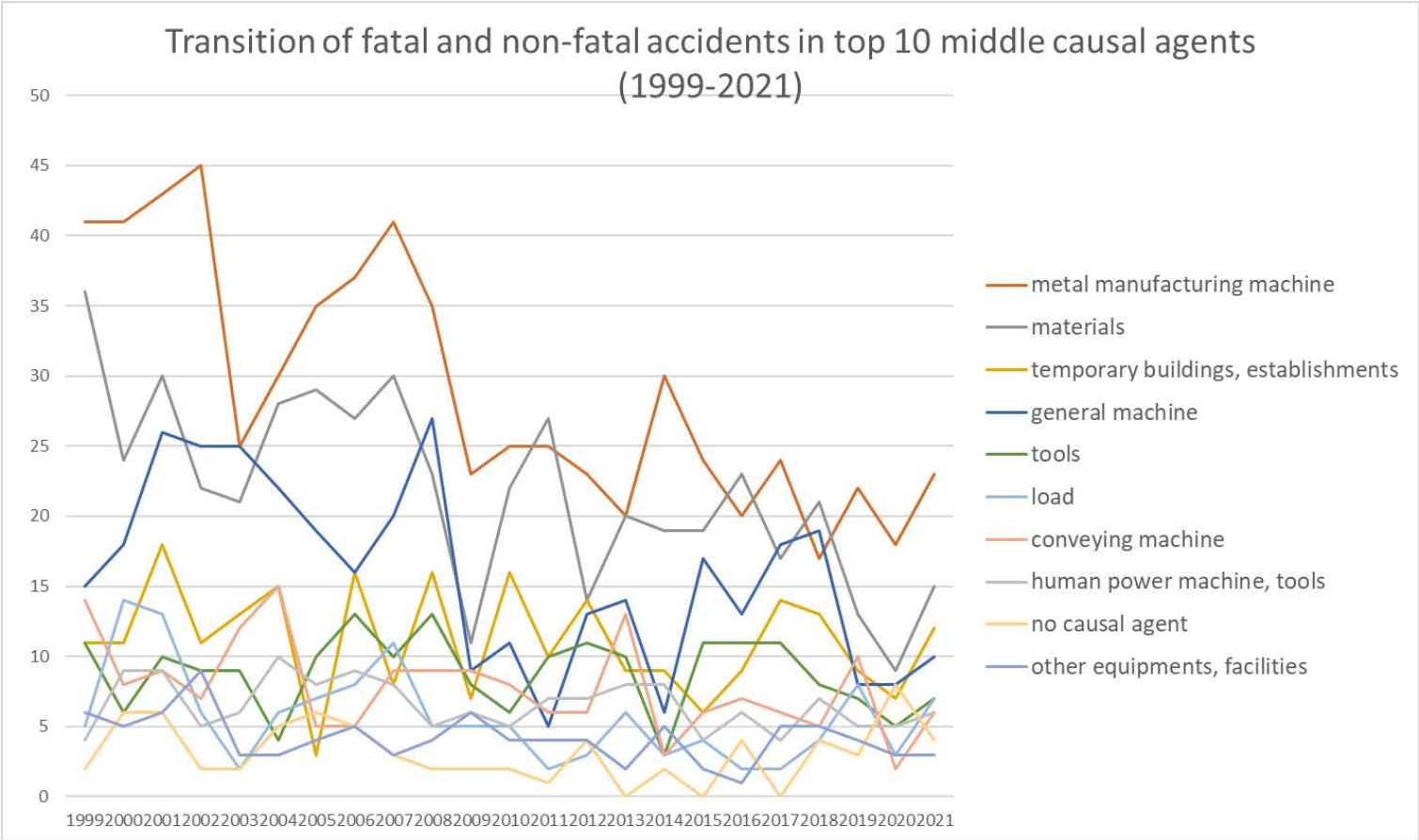

Transition of fatal and non-fatal accidents in middle causal agents in code no. 011102 nonferrous metals casting products (1999-2021)

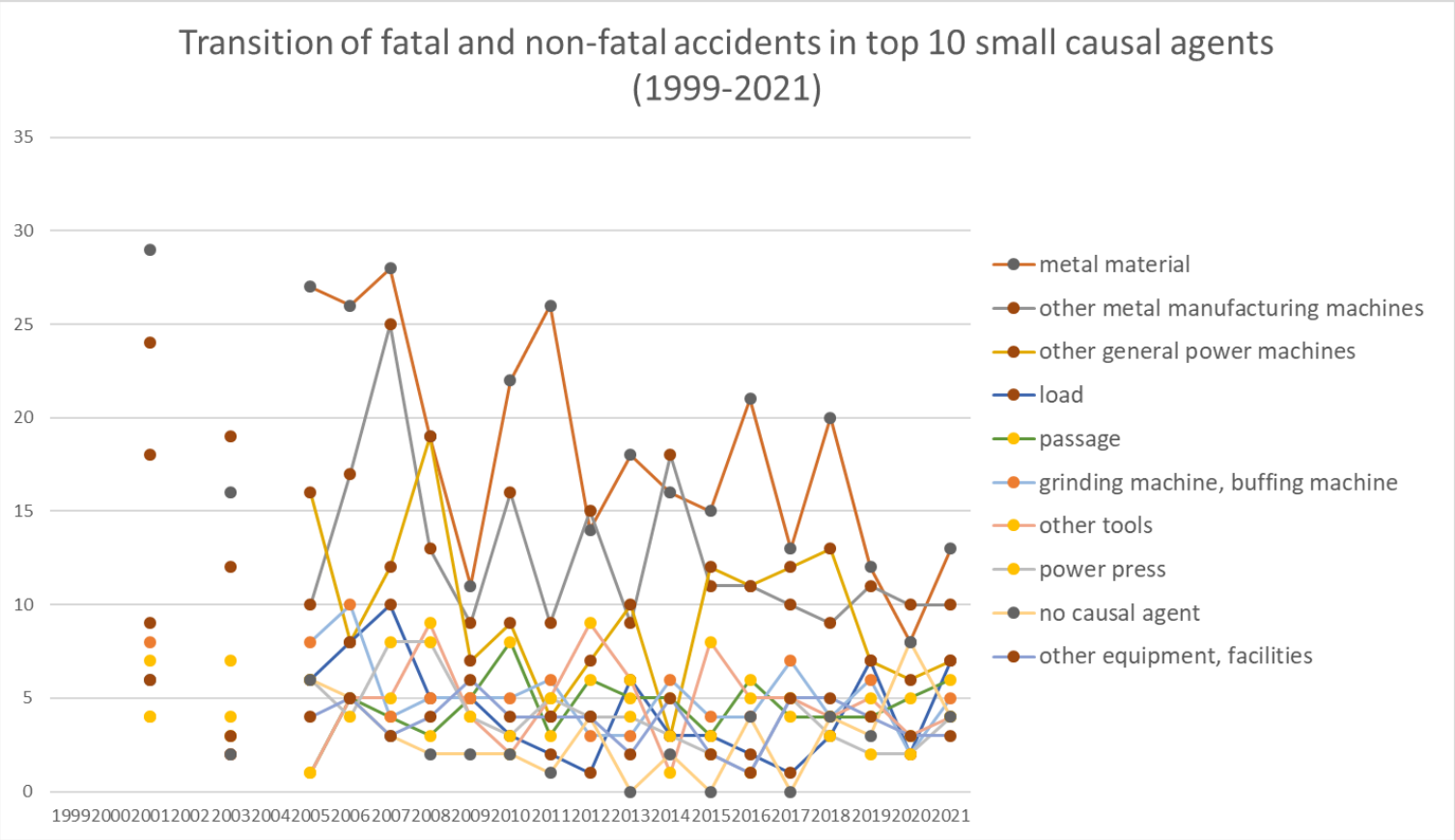

Transition of fatal and non-fatal accidents in small causal agents in code no. 011102 nonferrous metals casting products (1999-2021)

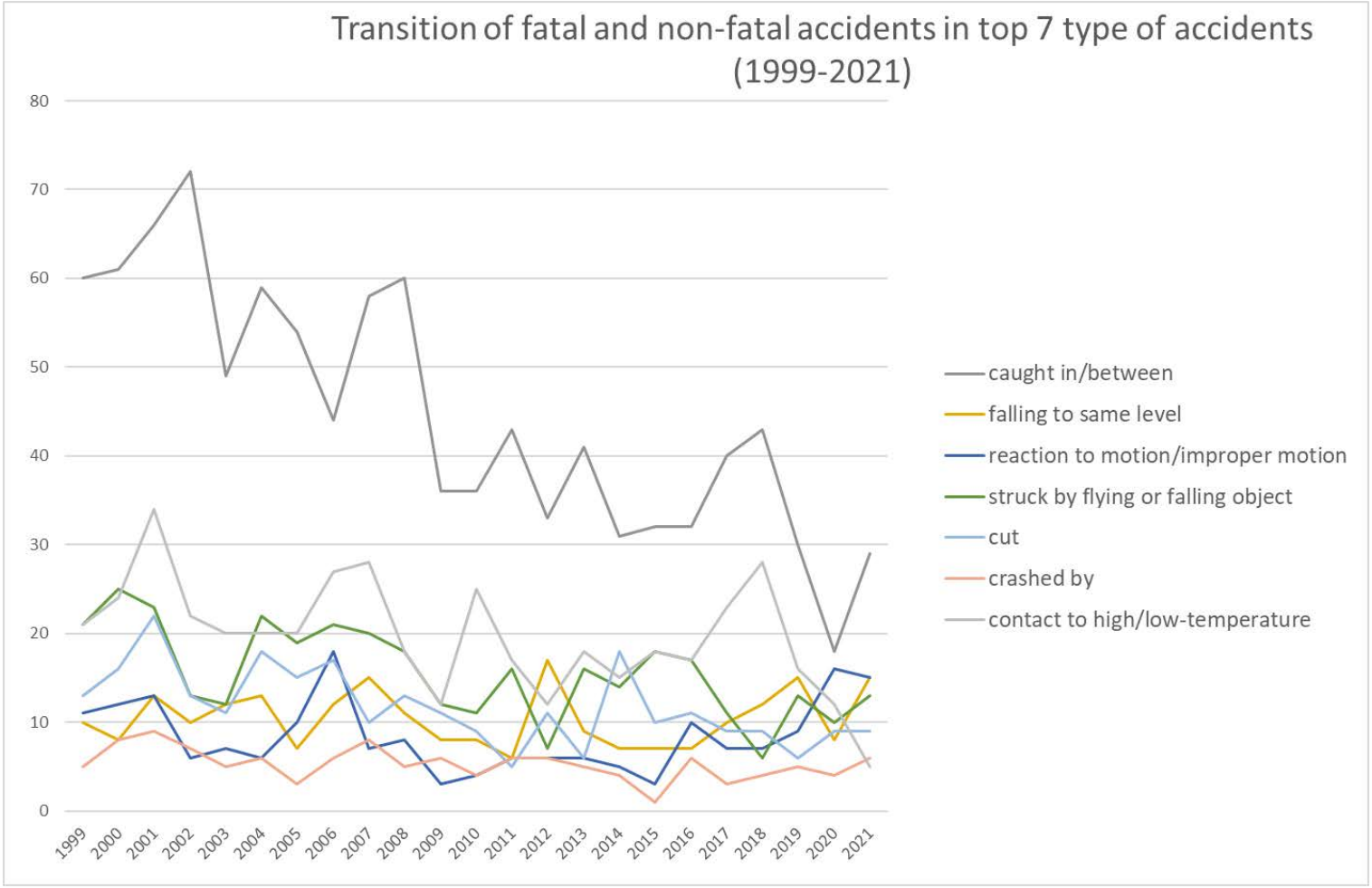

Transition of fatal and non-fatal accidents in type of accidents in code no. 011102 nonferrous metals casting products (1999-2021)

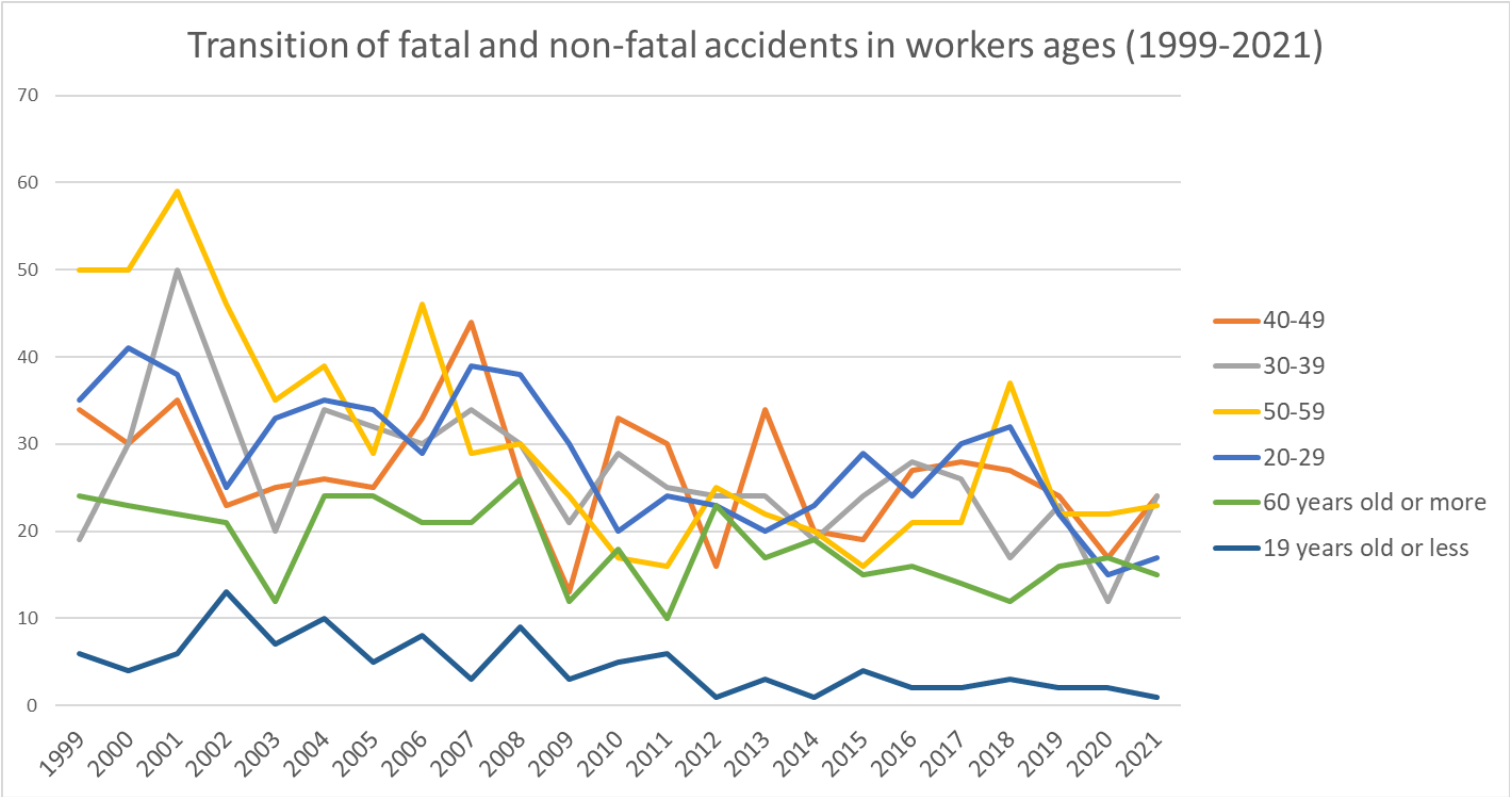

Transition of fatal and non-fatal accidents in workers ages in code no. 011102 nonferrous metals casting products (1999-2021)

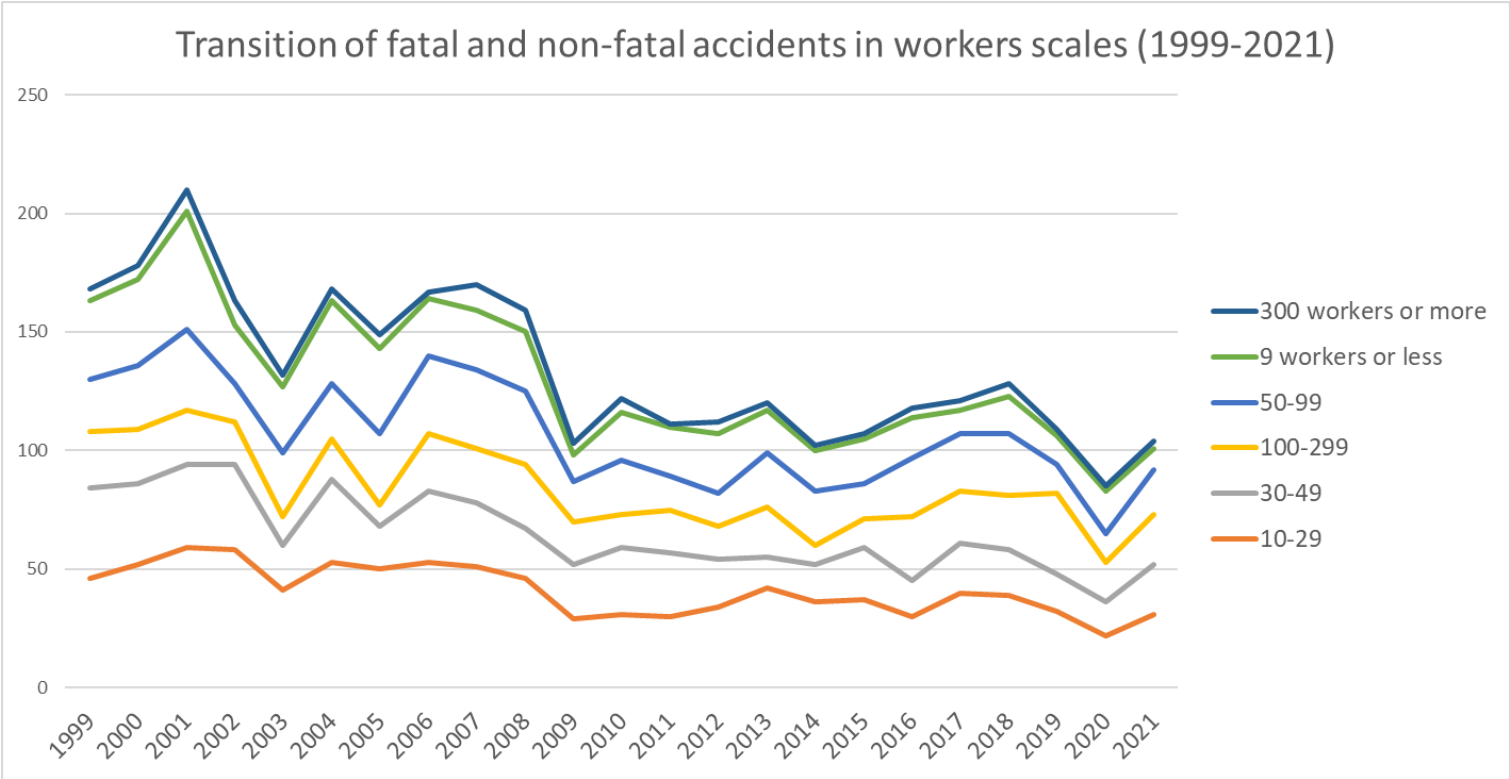

Transition of fatal and non-fatal accidents in workers scales in code no. 011102 nonferrous metals casting products (1999-2021)

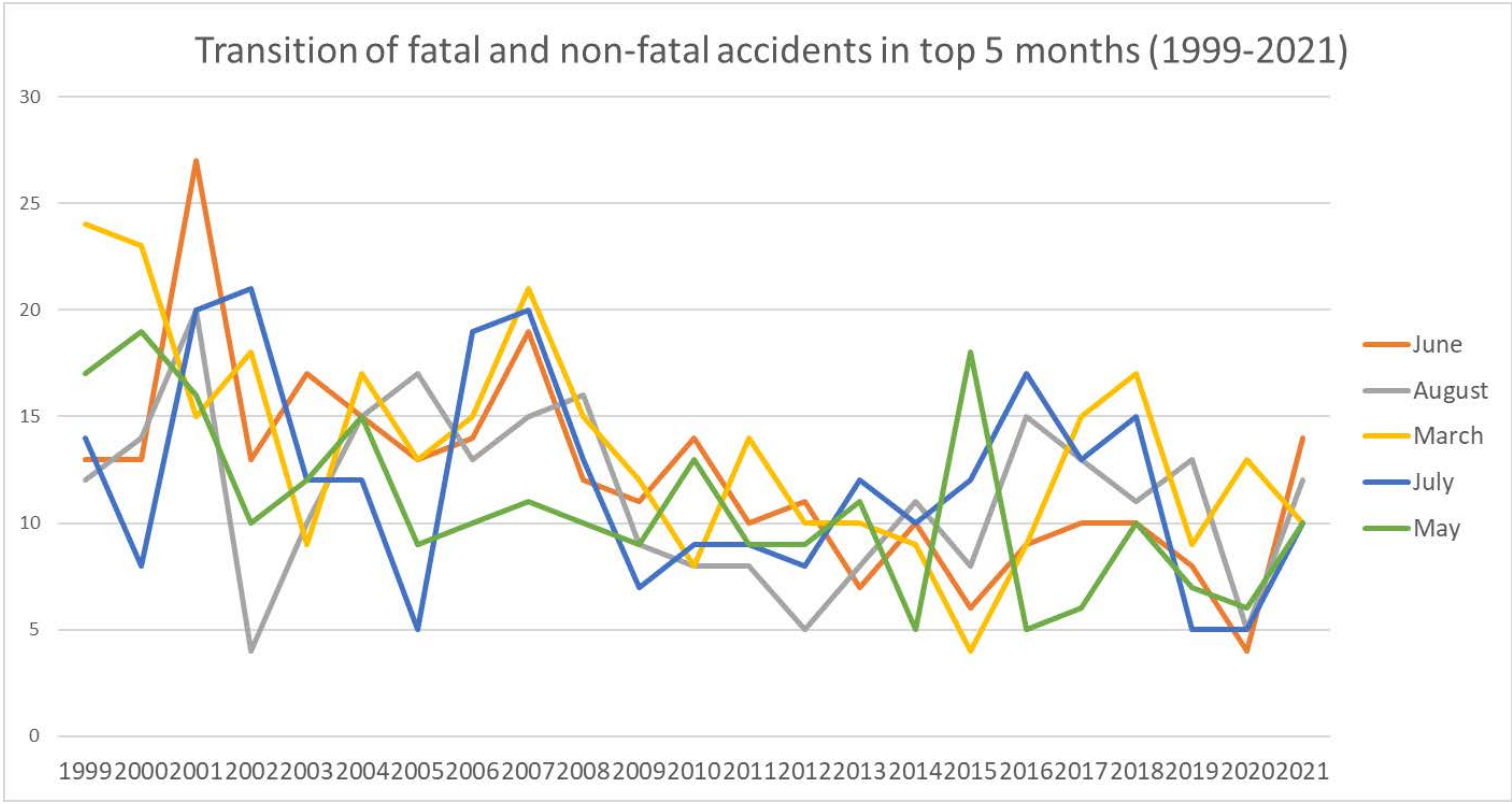

Transition of fatal and non-fatal accidents in months in code no. 011102 nonferrous metals casting products (1999-2021)

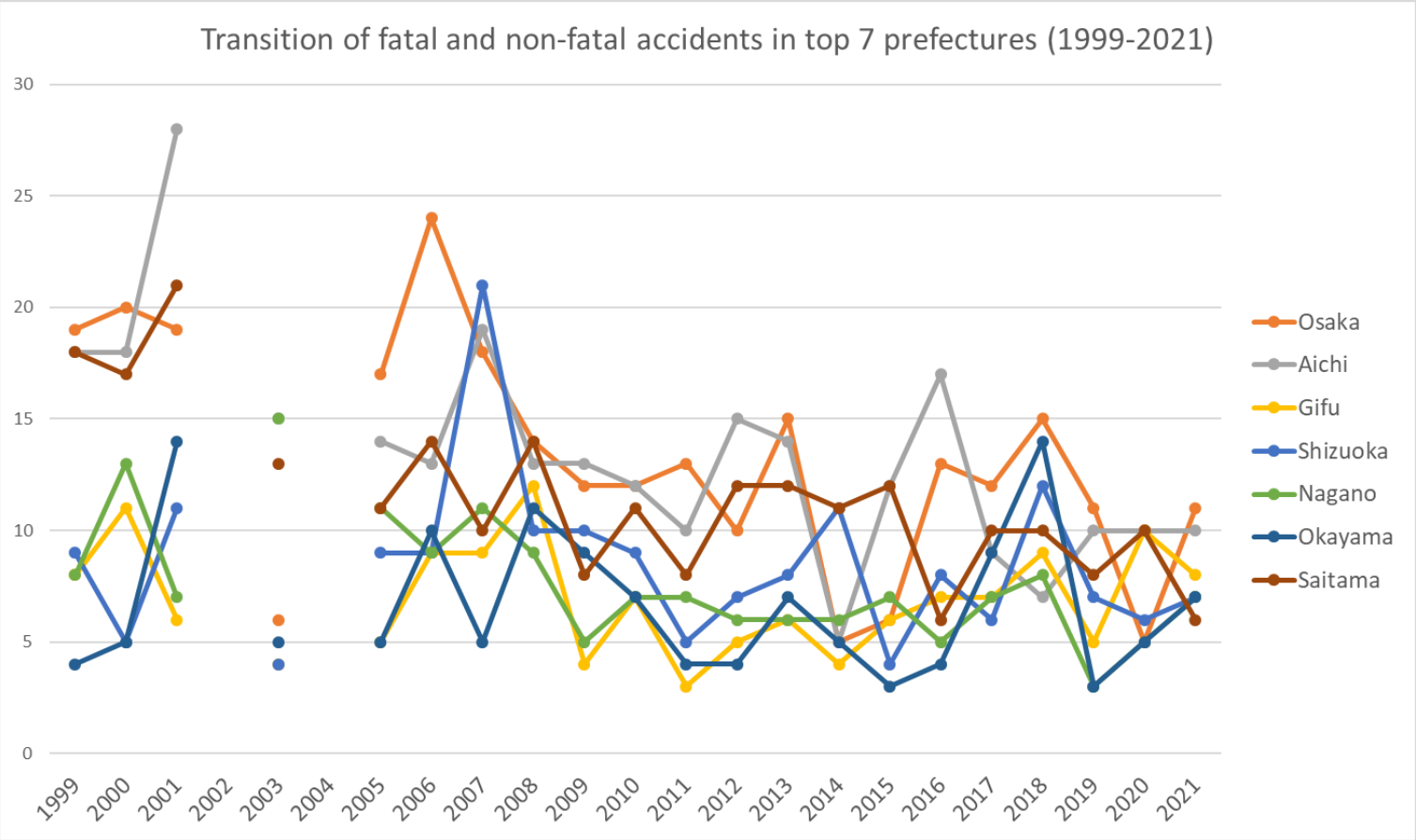

Transition of fatal and non-fatal accidents in prefectures in code no. 011102 nonferrous metals casting products (1999-2021)

Transition of fatal and non-fatal accidents in large causal agents in code no. 011102 nonferrous metals casting products (1999-2021)

code	Causal (L) agents	1999	2000	2001	2002	2003	2004	2005	2006	2007	2008	2009	2010	2011	2012	2013	2014	2015	2016	2017	2018	2019	2020	2021	total	Causal (L) agents
1	machine	59	64	74	73	53	58	56	54	64	68	33	37	31	38	36	37	42	36	43	38	32	30	35	1,091	machine
3	other equipment	29	33	35	27	23	24	29	36	32	30	26	19	24	24	28	20	19	24	29	28	21	18	18	596	other equipment
5	substance, material	38	26	38	28	23	32	32	34	35	26	11	23	29	15	21	21	21	25	21	25	15	11	17	567	substance, material

4	temporary buildings, establishments	11	11	18	11	13	15	3	16	8	16	7	16	10	14	9	9	6	9	14	13	9	7	12	257	temporary buildings, establishments
2	crane, conveying machine	19	21	19	12	16	22	15	11	14	11	17	19	11	12	18	10	12	14	11	11	17	7	8	327	crane, conveying machine
6	load	5	14	13	6	2	6	7	8	11	5	5	5	2	3	6	3	4	2	2	4	8	3	7	131	load
9	others	6	6	11	2	2	7	6	7	4	3	2	2	2	4		2	1	6		4	4	8	6	95	others
7	environment	1	3	2	4		4	1	1	2		2	1	2	2	2		2	2	1	5	3	1	1	42	environment
	total	168	178	210	163	132	168	149	167	170	159	103	122	111	112	120	102	107	118	121	128	109	85	104	3,106	total

Transition of fatal and non-fatal accidents in middle causal agents in code no. 011102 nonferrous metals casting products (1999-2021)

code	Causal (M) agents	1999	2000	2001	2002	2003	2004	2005	2006	2007	2008	2009	2010	2011	2012	2013	2014	2015	2016	2017	2018	2019	2020	2021	total	Causal (M) agents
15	metal manufacturing machine	41	41	43	45	25	30	35	37	41	35	23	25	25	23	20	30	24	20	24	17	22	18	23	667	metal manufacturing machine
52	materials	36	24	30	22	21	28	29	27	30	23	11	22	27	14	20	19	19	23	17	21	13	9	15	500	materials
41	temporary buildings, establishments	11	11	18	11	13	15	3	16	8	16	7	16	10	14	9	9	6	9	14	13	9	7	12	257	temporary buildings, establishments
16	general machine	15	18	26	25	25	22	19	16	20	27	9	11	5	13	14	6	17	13	18	19	8	8	10	364	general machine
37	tools	11	6	10	9	9	4	10	13	10	13	8	6	10	11	10	3	11	11	11	8	7	5	7	203	tools
61	load	5	14	13	6	2	6	7	8	11	5	5	5	2	3	6	3	4	2	2	4	8	3	7	131	load

22	conveying machine	14	8	9	7	12	15	5	5	9	9	9	8	6	6	13	3	6	7	6	5	10	2	6	180	conveying machine
36	human power machine, tools	4	9	9	5	6	10	8	9	8	5	6	5	7	7	8	8	4	6	4	7	5	5	6	151	human power machine, tools
92	no causal agent	2	6	6	2	2	5	6	5	3	2	2	2	1	4		2		4		4	3	8	4	73	no causal agent
39	other equipments, facilities	6	5	6	9	3	3	4	5	3	4	6	4	4	4	2	5	2	1	5	5	4	3	3	96	other equipments, facilities
34	kiln, caldron	8	11	9	4	4	7	7	9	11	8	5	4	3	2	8	3	2	4	9	8	3	3	2	134	kiln, caldron
21	crane	5	13	9	4	4	6	8	5	4	1	8	9	5	5	4	7	6	5	5	5	6	5	2	131	crane
51	hazards, harmful substances	2	2	8	6	2	4	3	7	5	3		1	2	1	1	2	2	2	4	4	2	2	2	67	hazards, harmful substances
91	other causal agent	4		5			1		2	1	1			1					2			1		2	20	other causal agent
71	natural environment	1	3	2	4		4	1	1	2		2	1	2	2	2		2	2	1	5	3	1	1	42	natural environment
13	woodworking machine	1	3	4	2	3	5	2		2	2	1			1	1		1	2	1	2	1	4	1	39	woodworking machine
14	construction machine		1																			1		1	3	construction machine
12	power transmission mechanism	2	1	1	1		1		1	1	4		1	1	1	1	1		1						18	power transmission mechanism

23	vehicle			1	1		1	2	1	1	1		2		1	1			2		1	1			16	vehicle
35	electric equipment		1	1								1										2	2		7	electric equipment
33	welding equipment		1			1											1		1						4	welding equipment
99	unclassifiable						1											1							2	unclassifiable
31	pressure vessel																		1						1	pressure vessel
11	engine																									engine
17	mobile silviculture machine																									mobile silviculture machine
32	chemical facilities																									chemical facilities
	total	168	178	210	163	132	168	149	167	170	159	103	122	111	112	120	102	107	118	121	128	109	85	104	3,106	total

Transition of fatal and non-fatal accidents in small causal agents in code no. 011102 nonferrous metals casting products (1999-2021)

code	Causal (S) agents	1999	2000	2001	2002	2003	2004	2005	2006	2007	2008	2009	2010	2011	2012	2013	2014	2015	2016	2017	2018	2019	2020	2021	total	Causal (S) agents
521	metal material			29		16		27	26	28	19	11	22	26	14	18	16	15	21	13	20	12	8	13	354	metal material
159	other metal manufacturing machines			24		12		10	17	25	13	9	16	9	15	9	18	11	11	10	9	11	10	10	249	other metal manufacturing machines
169	other general power machines			18		19		16	8	12	19	7	9	4	7	10	3	12	11	12	13	7	6	7	200	other general power machines
611	load			9		2		6	8	10	5	5	3	2	1	6	3	3	2	1	3	7	2	7	85	load
417	passage			7		3		1	5	4	3	5	8	3	6	5	5	3	6	4	4	4	5	6	87	passage

153	grinding machine, buffing machine			8		2		8	10	4	5	5	5	6	3	3	6	4	4	7	4	6	2	5	97	grinding machine, buffing machine
379	other tools			4		7		1	5	5	9	4	2	5	9	6	1	8	5	5	4	5	3	4	92	other tools
154	power press			4		4		6	4	8	8	4	3	5	4	4	3	2	1	5	3	2	2	4	76	power press
921	no causal agent			6		2		6	5	3	2	2	2	1	4		2		4		4	3	8	4	58	no causal agent
391	other equipment, facilities			6		3		4	5	3	4	6	4	4	4	2	5	2	1	5	5	4	3	3	73	other equipment, facilities
364	hand tool			6		2		4	7	4	3	5		5	4	5	6	1	3	3	3	2	3	3	69	hand tool
222	forklift			2		6		1	3	4	5	5	1	4	3	3	2	4	4	3	3	5	1	3	62	forklift
224	conveyor			6		5		3	1	1	2	4	4	1	1	7		1	2	3	2	4	1	3	51	conveyor
416	working platform, boot board			3		5		1	5	2	2	1	2	3	2	1		1		2	2	2		3	37	working platform, boot board
341	kiln, caldron			9		3		6	9	10	8	5	4	3	2	8	3	2	1	8	8	3	2	2	96	kiln, caldron
152	drill press, milling machine			4		3		7	4	2	5	2		2		3	2	5	3	1	1	3	3	2	52	drill press, milling machine
371	ladder			2				3	4	3	1	4	2	3	2	2		3	4	5	4	2	1	2	47	ladder
362	human power hauling equipment			2		4		3	1	4	2	1	3	1	3	3	2	3	3		3	2	1	2	43	human power hauling equipment
151	lathe			2		3		3	1	1	3	3	1	1	1	1	1	1	1	1			1	2	27	lathe
911	other causal agent			5					2	1	1			1					2			1		2	15	other causal agent
211	crane			7		3		7	4	3	1	7	9	5	5	3	6	5	3	5	5	4	5	1	88	crane
372	slinging tool			4		2		6	4	2	3		2	2		2	2		2	1			1	1	34	slinging tool
162	mixer, grinder			3		1			3	2	2		1		2	2	3	2		2	1	1	2	1	28	mixer, grinder
418	building,			4		2		1	2	1	4		3	2	1	1	2	1		2	1			1	28	building,

	establishment																									establishment
529	other materials					3		2	1	2	2					1	2	2		3		1	1	1	21	other materials
419	other temporary buildings, establishments					2			2		2	1	2	1	1	1			1	1		2		1	17	other temporary buildings, establishments
132	band sawing machine			2		1		2		1	2				1	1		1	1	1	1		1	1	16	band sawing machine
167	industrial robot			1		1			2	2					1			1	2	2				1	13	industrial robot
523	stone, sand, substance			1		2								1		1	1	2	2	1	1			1	13	stone, sand, substance
219	other powered crane					1		1	1	1		1				1	1	1	1			1		1	11	other powered crane
514	harmful substance							3	1	2	1					1	1	1						1	11	harmful substance
361	human power cranes							1						1						1	1		1	1	6	human power cranes
513	inflammable gas								1									1			1	1		1	5	inflammable gas
163	roll machine (except printingroll machine)					1																		1	2	roll machine (except printingroll machine)
144	hardening machine																							1	1	hardening machine
412	timbering																							1	1	timbering
711	natural ground, rock																							1	1	natural ground, rock
164	injection molding machine			3		3		2	3	4	5	2	1	1	2	2		1		2	5				36	injection molding machine

413	stairs, landing stage			2		1				1	5		1		4	1	1		2	4	6	1	1		30	stairs, landing stage
519	other hazards, harmful substances			3		2			3	3	1			2	1				2	3	1	1	2		24	other hazards, harmful substances
715	high/cold temperature environment			2						2		2	1			2		2	1	1	5	3			21	high/cold temperature environment
612	machine/equipment as load			4				1		1			2		2			1		1	1	1	1		15	machine/equipment as load
121	power transmission mechanism			1					1	1	4		1	1	1	1	1		1						13	power transmission mechanism
221	truck					1		1	1	1			1		2	3		1	1			1			13	truck
231	cars, bus, motorcycle			1				2	1	1	1		2		1	1			1		1	1			13	cars, bus, motorcycle
229	other powered conveying machines			1						3	1		2	1			1								9	other powered conveying machines
349	other kiln, caldron					1		1		1									3	1			1		8	other kiln, caldron
155	forging pressure hammer			1		1			1	1	1			1				1							7	forging pressure hammer
512	inflammable substance								2		1		1				1			1	1				7	inflammable substance
131	circular sawing machine			2															1			1	2		6	circular sawing machine
511	explosive substance			5																	1				6	explosive substance
719	other environments							1	1					1	2				1						6	other environments
161	centrifugal machine			1				1			1				1			1							5	centrifugal machine

363	human power machine			1					1				2										1			5	human power machine
414	opening			1					1					1						1				1		5	opening
214	elevator, lift			2															1				1			4	elevator, lift
351	transmission											1											2	1		4	transmission
139	other woodworking machines					2						1														3	other woodworking machines
415	roof, beam, haze, crossbeam, principal rafter			1					1								1									3	roof, beam, haze, crossbeam, principal rafter
133	wood planer machine									1														1		2	wood planer machine
156	shearing machine							1						1												2	shearing machine
332	arc welding equipment					1													1							2	arc welding equipment
359	other electrical equipment			1																				1		2	other electrical equipment
522	lumber, bamboo										2															2	lumber, bamboo
134	hollow chisel mortiser, wood borer																					1				1	hollow chisel mortiser, wood borer
142	excavating machine																						1			1	excavating machine
223	railway equipment										1															1	railway equipment
239	other vehicles																		1							1	other vehicles
312	pressure vessel																		1							1	pressure vessel

339	other welding equipment																1									1	other welding equipment
411	scaffolding																	1								1	scaffolding
712	standing tree																							1		1	standing tree
713	water													1												1	water
999	unclassifiable																	1								1	unclassifiable
111	engine																										engine
135	chamfering machine, router, woodworking milling machine																										chamfering machine, router, woodworking milling machine
136	chain saw																										chain saw
141	leveling, transporting or loading machine																										leveling, transporting or loading machine
143	foundation work machine																										foundation work machine
145	demolition machine																										demolition machine
146	vehicle for high lift work																										vehicle for high lift work
149	other construction machines																										other construction machines
165	food manufacturing machine																										food manufacturing machine
166	printing machine																										printing machine

171	felling machine																									felling machine
172	mobile logging machine																									mobile logging machine
173	skyline yarding machine																									skyline yarding machine
179	other mobile silviculture machine																									other mobile silviculture machine
212	mobile crane																									mobile crane
213	derrick crane																									derrick crane
215	cargo lifting appliance																									cargo lifting appliance
216	gondola																									gondola
217	lumberyard equipment, logging cableway																									lumberyard equipment, logging cableway
218	simple skyline yarding equipment																									simple skyline yarding equipment
225	loader																									loader
226	straddle carrier																									straddle carrier
227	rough terrain hauler																									rough terrain hauler
232	railway vehicle																									railway vehicle
311	boiler																									boiler
319	other pressure vessels																									other pressure vessels

321	chemical facilities																									chemical facilities
331	gas welding equipment																									gas welding equipment
342	industrial dryer																									industrial dryer
352	electric power facilities																									electric power facilities
515	radiation																									radiation
714	abnormal environment																									abnormal environment
	total			210		132		149	167	170	159	103	122	111	112	120	102	107	118	121	128	109	85	104	2,429	total

Transition of fatal and non-fatal accidents in type of accidents in code no. 011102 nonferrous metals casting products (1999-2021)

code	Type of accidents	1999	2000	2001	2002	2003	2004	2005	2006	2007	2008	2009	2010	2011	2012	2013	2014	2015	2016	2017	2018	2019	2020	2021	total	Type of accidents
07	caught in/between	60	61	66	72	49	59	54	44	58	60	36	36	43	33	41	31	32	32	40	43	30	18	29	1,027	caught in/between
02	falling to same level	10	8	13	10	12	13	7	12	15	11	8	8	6	17	9	7	7	7	10	12	15	8	15	240	falling to same level
19	reaction to motion/improper motion	11	12	13	6	7	6	10	18	7	8	3	4	6	6	6	5	3	10	7	7	9	16	15	195	reaction to motion/improper motion
04	struck by flying or falling object	21	25	23	13	12	22	19	21	20	18	12	11	16	7	16	14	18	17	11	6	13	10	13	358	struck by flying or falling object
08	cut	13	16	22	13	11	18	15	17	10	13	11	9	5	11	6	18	10	11	9	9	6	9	9	271	cut
06	crashed by	5	8	9	7	5	6	3	6	8	5	6	4	6	6	5	4	1	6	3	4	5	4	6	122	crashed by
																										contact to

11	contact to high/low-temperature	21	24	34	22	20	20	20	27	28	18	12	25	17	12	18	15	18	17	23	28	16	12	5	452	high/low-temperature
03	crash	11	9	7	6	4	6	4	9	3	8	5	7	4	5	4	2	4	3	3	4	4	2	4	118	crash
01	fall from height	8	7	9	10	6	11	7	8	8	11	9	7	6	6	7	5	5	7	10	11	5	4	3	170	fall from height
90	others	1	1	1			1															1		2	7	others
05	collapse	1	2	4	1	4	1	3	2	9	5	1	6	1	4	3		5	4	2		4	1	1	64	collapse
12	contact to harmful substance	1			2	1	2	3	2		1					1				1	2			1	17	contact to harmful substance
16	fire								1	1								1						1	4	fire
14	explosion	2	2	7			1	1		3	1		1	1	2		1	1	1	2			1		27	explosion
17	traffic accident (public road)	2	3	1			1	2					2		2	4			2		1	1			21	traffic accident (public road)
09	injury to the sole of the foot	1		1		1		1					1						1						6	injury to the sole of the foot
15	burst				1										1						1				3	burst
18	traffic accident (others)												1					1							2	traffic accident (others)
99	unclassifiable						1											1							2	unclassifiable
10	drown																									drown
13	electric shock																									electric shock
	total	168	178	210	163	132	168	149	167	170	159	103	122	111	112	120	102	107	118	121	128	109	85	104	3,106	total

Transition of fatal and non-fatal accidents in workers ages in code no. 011102 nonferrous metals casting products (1999-2021)

code	Age	1999	2000	2001	2002	2003	2004	2005	2006	2007	2008	2009	2010	2011	2012	2013	2014	2015	2016	2017	2018	2019	2020	2021	total	Age
4	40-49	34	30	35	23	25	26	25	33	44	26	13	33	30	16	34	20	19	27	28	27	24	17	24	613	40-49
3	30-39	19	30	50	35	20	34	32	30	34	30	21	29	25	24	24	19	24	28	26	17	23	12	24	610	30-39
5	50-59	50	50	59	46	35	39	29	46	29	30	24	17	16	25	22	20	16	21	21	37	22	22	23	699	50-59
2	20-29	35	41	38	25	33	35	34	29	39	38	30	20	24	23	20	23	29	24	30	32	22	15	17	656	20-29
6	60 years old or more	24	23	22	21	12	24	24	21	21	26	12	18	10	23	17	19	15	16	14	12	16	17	15	422	60 years old or more
1	19 years old or less	6	4	6	13	7	10	5	8	3	9	3	5	6	1	3	1	4	2	2	3	2	2	1	106	19 years old or less
	total	168	178	210	163	132	168	149	167	170	159	103	122	111	112	120	102	107	118	121	128	109	85	104	3,106	total

Transition of fatal and non-fatal accidents in workers scales in code no. 011102 nonferrous metals casting products (1999-2021)

code	Workers scale	1999	2000	2001	2002	2003	2004	2005	2006	2007	2008	2009	2010	2011	2012	2013	2014	2015	2016	2017	2018	2019	2020	2021	total	Workers scale
2	10-29	46	52	59	58	41	53	50	53	51	46	29	31	30	34	42	36	37	30	40	39	32	22	31	942	10-29
3	30-49	38	34	35	36	19	35	18	30	27	21	23	28	27	20	13	16	22	15	21	19	16	14	21	548	30-49
5	100-299	24	23	23	18	12	17	9	24	23	27	18	14	18	14	21	8	12	27	22	23	34	17	21	449	100-299
4	50-99	22	27	34	16	27	23	30	33	33	31	17	23	14	14	23	23	15	25	24	26	12	12	19	523	50-99
1	9 workers or less	33	36	50	25	28	35	36	24	25	25	11	20	21	25	18	17	19	17	10	16	12	18	9	530	9 workers or less
6	300 workers or more	5	6	9	10	5	5	6	3	11	9	5	6	1	5	3	2	2	4	4	5	3	2	3	114	300 workers or more
	total	168	178	210	163	132	168	149	167	170	159	103	122	111	112	120	102	107	118	121	128	109	85	104	3,106	total

Transition of fatal and non-fatal accidents in months in code no. 011102 nonferrous metals casting products (1999-2021)

code	Month	1999	2000	2001	2002	2003	2004	2005	2006	2007	2008	2009	2010	2011	2012	2013	2014	2015	2016	2017	2018	2019	2020	2021	total	Month
6	June	13	13	27	13	17	15	13	14	19	12	11	14	10	11	7	10	6	9	10	10	8	4	14	280	June

8	August	12	14	20	4	10	15	17	13	15	16	9	8	8	5	8	11	8	15	13	11	13	5	12	262	August
3	March	24	23	15	18	9	17	13	15	21	15	12	8	14	10	10	9	4	9	15	17	9	13	10	310	March
7	July	14	8	20	21	12	12	5	19	20	13	7	9	9	8	12	10	12	17	13	15	5	5	10	276	July
5	May	17	19	16	10	12	15	9	10	11	10	9	13	9	9	11	5	18	5	6	10	7	6	10	247	May
12	December	14	16	11	11	7	10	7	7	10	11	5	17	8	10	7	7	8	8	8	10	5	5	10	212	December
2	February	14	13	15	6	11	15	13	8	20	14	9	10	12	15	10	10	8	15	13	11	15	7	7	271	February
4	April	13	17	16	27	16	7	14	17	12	12	12	8	7	7	15	8	10	3	10	8	7	9	7	262	April
1	January	10	12	12	14	8	22	15	19	9	15	5	6	8	12	7	9	14	12	8	9	12	7	7	252	January
9	September	13	13	22	16	14	15	10	14	12	14	6	7	2	5	14	6	7	8	8	9	7	9	7	238	September
10	October	8	12	18	10	10	14	14	16	12	18	7	13	12	7	12	10	4	10	10	10	10	6	5	248	October
11	November	16	18	18	13	6	11	19	15	9	9	11	9	12	13	7	7	8	7	7	8	11	9	5	248	November
	total	168	178	210	163	132	168	149	167	170	159	103	122	111	112	120	102	107	118	121	128	109	85	104	3,106	total

Transition of fatal and non-fatal accidents in prefectures in code no. 011102 nonferrous metals casting products (1999-2021)

code	Prefecture	1999	2000	2001	2002	2003	2004	2005	2006	2007	2008	2009	2010	2011	2012	2013	2014	2015	2016	2017	2018	2019	2020	2021	total	Prefecture
27	Osaka	19	20	19		6		17	24	18	14	12	12	13	10	15	5	6	13	12	15	11	5	11	277	Osaka
23	Aichi	18	18	28		15		14	13	19	13	13	12	10	15	14	5	12	17	9	7	10	10	10	282	Aichi
21	Gifu	8	11	6		4		5	9	9	12	4	7	3	5	6	4	6	7	7	9	5	10	8	145	Gifu
22	Shizuoka	9	5	11		4		9	9	21	10	10	9	5	7	8	11	4	8	6	12	7	6	7	178	Shizuoka
20	Nagano	8	13	7		15		11	9	11	9	5	7	7	6	6	6	7	5	7	8	3	5	7	162	Nagano
33	Okayama	4	5	14		5		5	10	5	11	9	7	4	4	7	5	3	4	9	14	3	5	7	140	Okayama
11	Saitama	18	17	21		13		11	14	10	14	8	11	8	12	12	11	12	6	10	10	8	10	6	242	Saitama
40	Fukuoka	6	7	9		9		2	5	4	5	8	6	6	3	5	3	4	3	9	1	5	1	6	107	Fukuoka
16	Toyama	10	7	4		4		8	3	9	5	3	7	5	6	3	5	3	5	5	1	1	3	6	103	Toyama

9	Tochigi	2		3		2		1	6	3	2	1		1	2		3	2	3	1	3	2	1	4	42	Tochigi
12	Chiba	1		2				1	1	3	3	2	2	2	1	2	1	3	1	2		1	1	4	33	Chiba
34	Hiroshima	3	4	3		4		7	10	3	2	3	6	3	4	8	2	1	3	4	1	6	3	3	83	Hiroshima
24	Mie	8	6	5		6				2	7	2	5	2	3	4	1	2	1	3	1	1	4	3	66	Mie
7	Fukushima	3	4	1		7		2	5	6	1		1	1	1	2	3	3	1	1	1	1		3	47	Fukushima
26	Kyoto	1	3	6		1		2		2	1	2	2	2	2	1	2			1	2	2		3	35	Kyoto
3	Iwate		2			1		1		4	2		1	2		2	1		2	3	2	1	2	3	29	Iwate
1	Hokkaido		1	1				2		1		1								6	2		1	2	17	Hokkaido
17	Ishikawa		2	2				1			1		2	2	1			2					1	2	16	Ishikawa
8	Ibaraki	4	9	14		6		5	6	6	4	1		5	1	1	2	2	3	4	2	3	1	1	80	Ibaraki
15	Niigata	4	6	1		1		5	4	4	7	1	4	2	6	3		7	1	2	1	6	1	1	67	Niigata
14	Kanagawa	4	6	9		2		7	1	3	4	1	2	3	1	1	1	8	2	2	4	4		1	66	Kanagawa
6	Yamagata	6	1	5		3		5	3	4	4	1	3		1	3	3	1	3	1	4	3	3	1	58	Yamagata
4	Miyagi	1	2	5		5		4	5	2	1	2	1	1		1		2	3			2	1	1	39	Miyagi
19	Yamanashi	1	4	1		4		4	3	1	1		2	3	2	2	1		3	1		1	1	1	36	Yamanashi
10	Gunma	2	2	4				1						1	2	1	2	1	3		1	1		1	22	Gunma
29	Nara							1	1			1			1	1	4		2	3	2	1		1	18	Nara
36	Tokushima	1	1						1	1	1			1			1				1		1	1	10	Tokushima
28	Hyogo	6	9	12		5		8	5	9	8	8	3	6	6	5	9	7	10	4	9	5	2		136	Hyogo
13	Tokyo	8	6	5		2		3	6	4	6	3	1	3	4	1	5	1	4		5	3	4		74	Tokyo
25	Shiga	2	1	3		3		1	3		5	1	1	1	2	1		2	1	4	1	2	1		35	Shiga
35	Yamaguchi	3	1						2			1	2	2		2	1	1		1	1	2			19	Yamaguchi
42	Nagasaki	2		4		2			1	1	1		1				1	1	1		1	3			19	Nagasaki

5	Akita	2							3	1	1			2	2				2	1		2			16	Akita
18	Fukui		2	1		1			1	1			2		2		1				2		2		15	Fukui
43	Kumamoto	3	2	2		1											1				1	1			11	Kumamoto
45	Miyazaki							1	2	2	2		1				1				2				11	Miyazaki
46	Kagoshima													3		1		1		1	1	3			10	Kagoshima
44	Oita	1				1				1	1					1		1	1	1	1				9	Oita
38	Ehime		1	1				1					1	2			1								7	Ehime
32	Shimane							2	1				1					2							6	Shimane
37	Kagawa			1							1					1									3	Kagawa
41	Saga							2																	2	Saga
2	Aomori								1																1	Aomori
39	Kochi																			1					1	Kochi
30	Wakayama																									Wakayama
31	Tottori																									Tottori
47	Okinawa																									Okinawa
	total	168	178	210		132		149	167	170	159	103	122	111	112	120	102	107	118	121	128	109	85	104	2,775	total

Data source : https://anzeninfo.mhlw.go.jp/user/anzen/tok/anst00.htm

Return to https://www.jisha.or.jp/english/statistics/202211_23.html