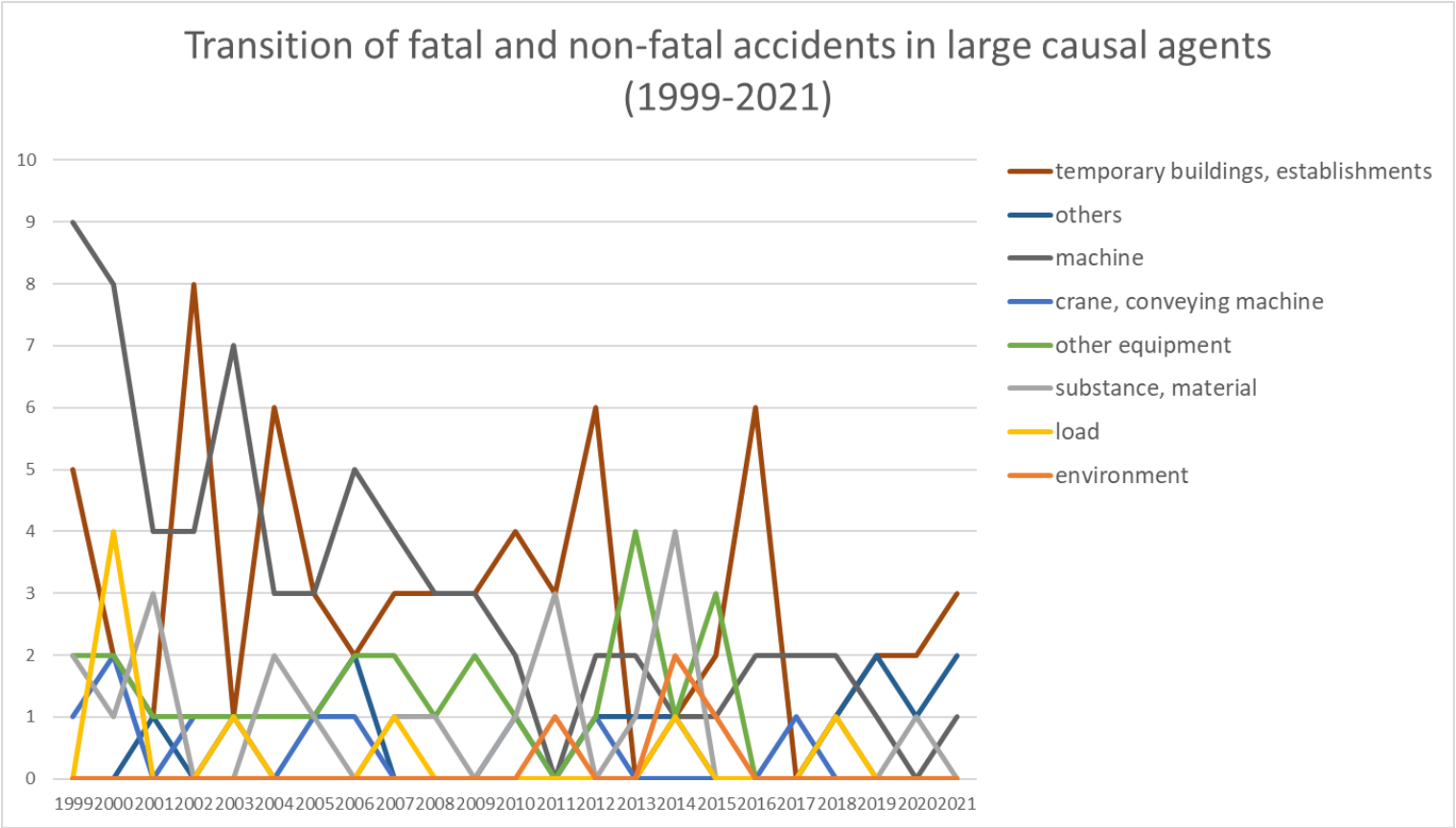
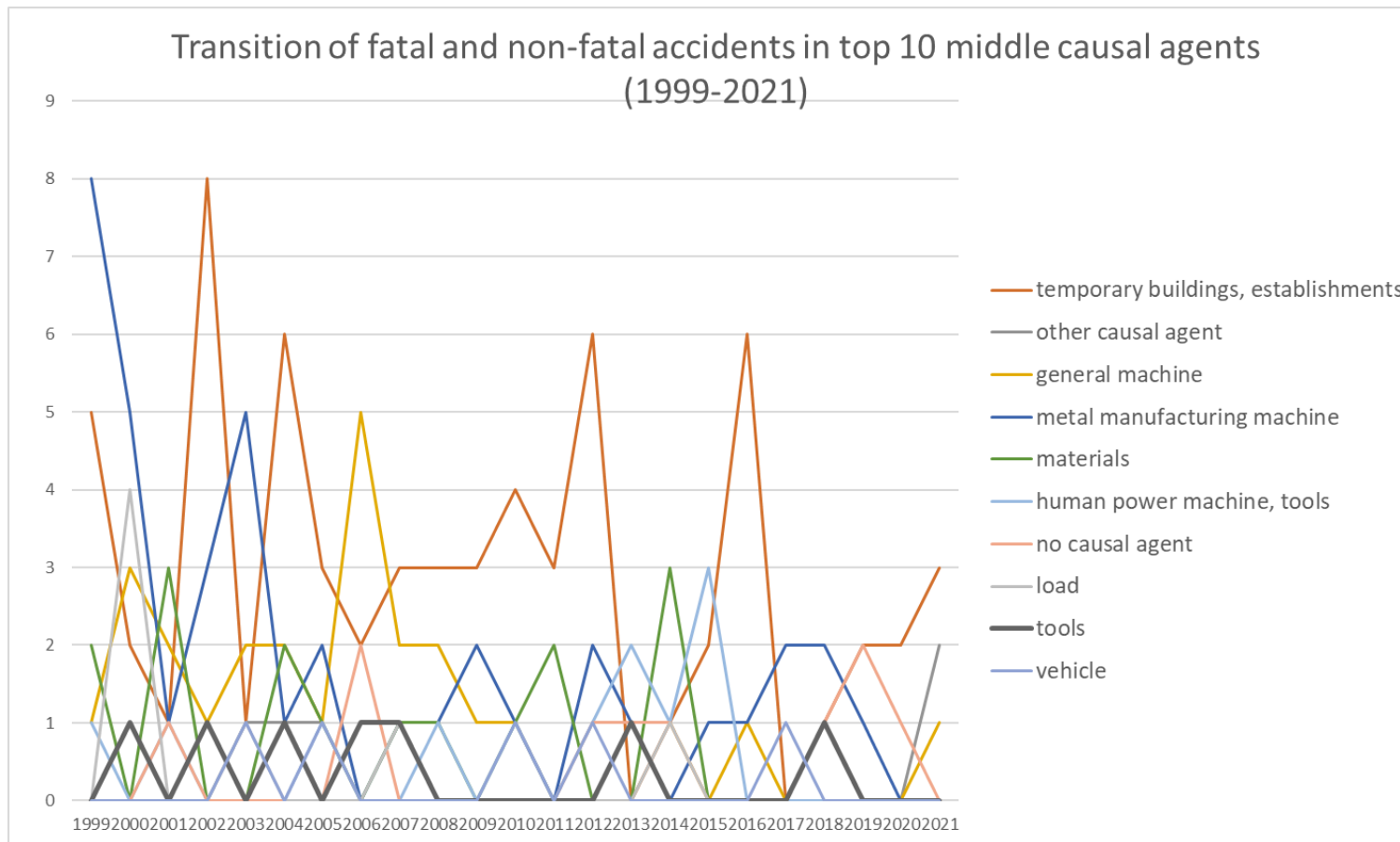


Transition of fatal and non-fatal accidents in each element like as causal agents, type of accidents, etc. in code no. 011304 watch products (1999-2021)



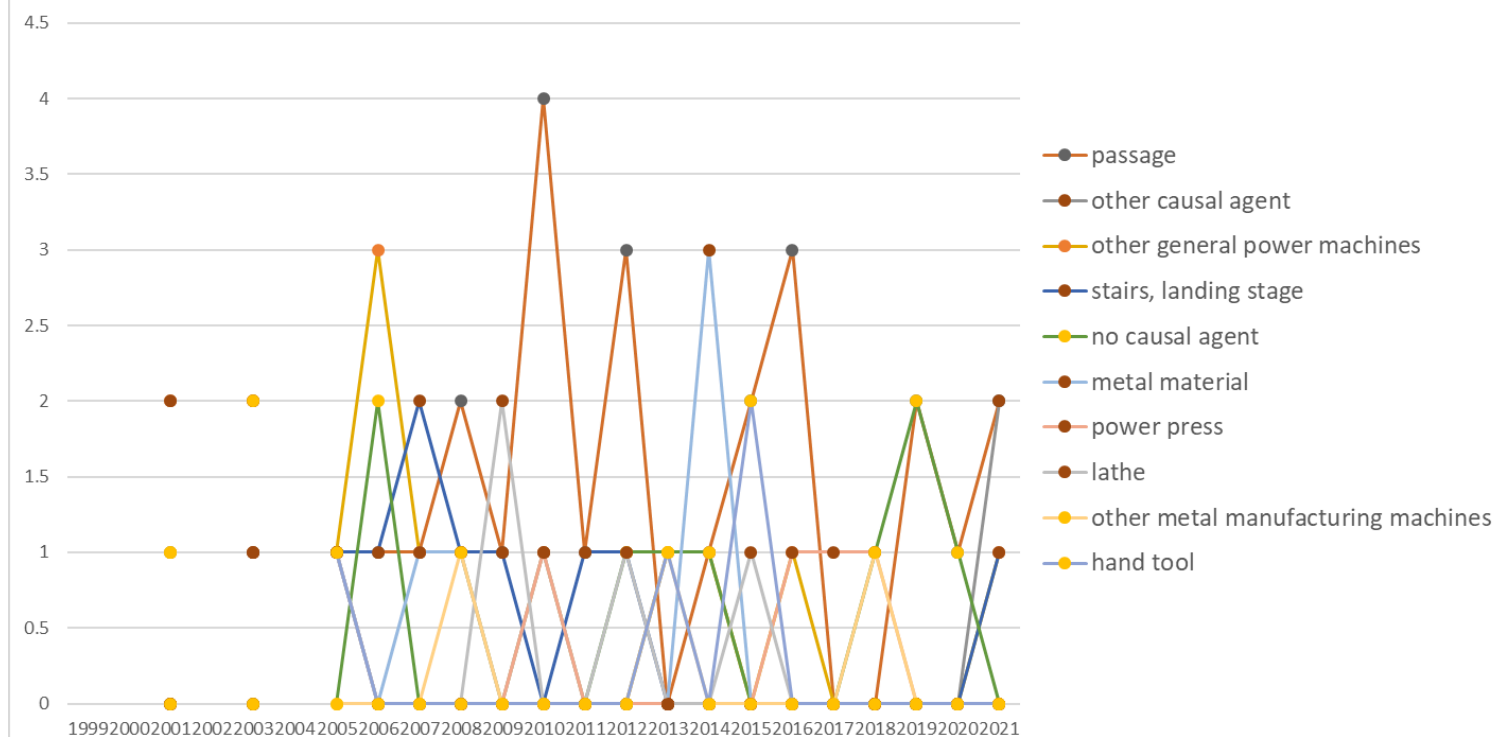
Transition of fatal and non-fatal accidents in large causal agents in code no. 011304 watch products (1999-2021)

Transition of fatal and non-fatal accidents in top 10 middle causal agents  
(1999-2021)



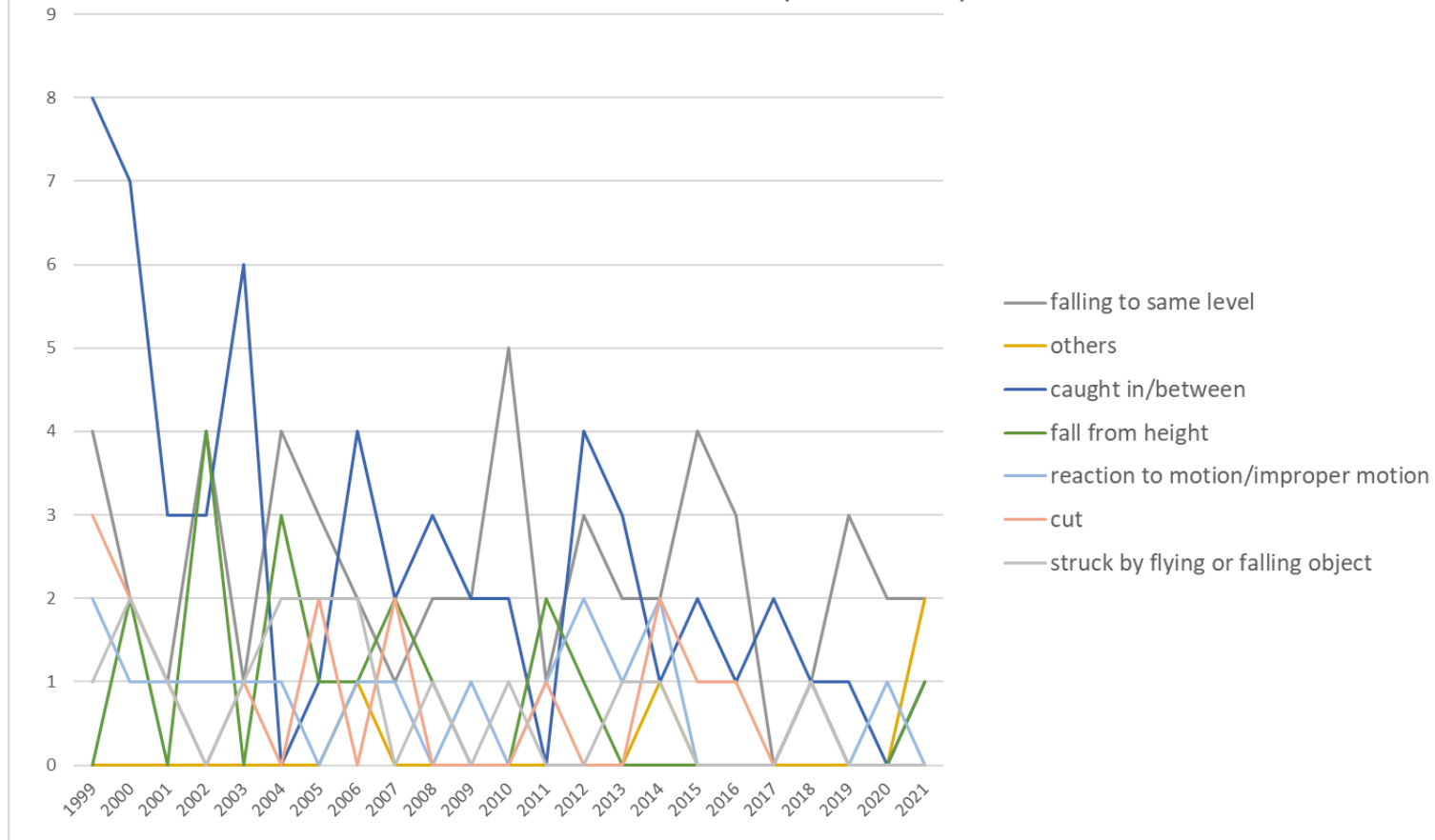
Transition of fatal and non-fatal accidents in middle causal agents in code no. 011304 watch products (1999-2021)

Transition of fatal and non-fatal accidents in top 10 small causal agents  
(1999-2021)



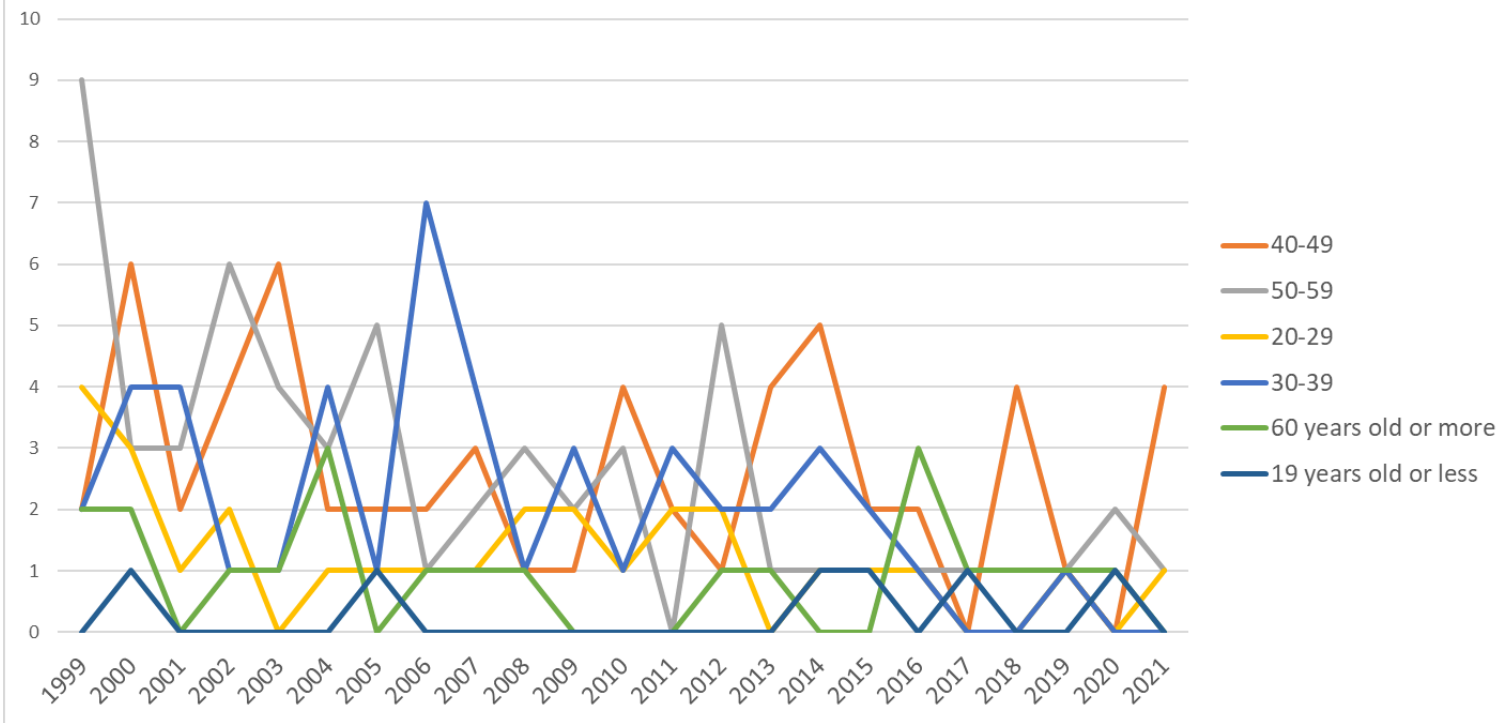
Transition of fatal and non-fatal accidents in small causal agents in code no. 011304 watch products (1999-2021)

Transition of fatal and non-fatal accidents in top 7 type of accidents  
(1999-2021)



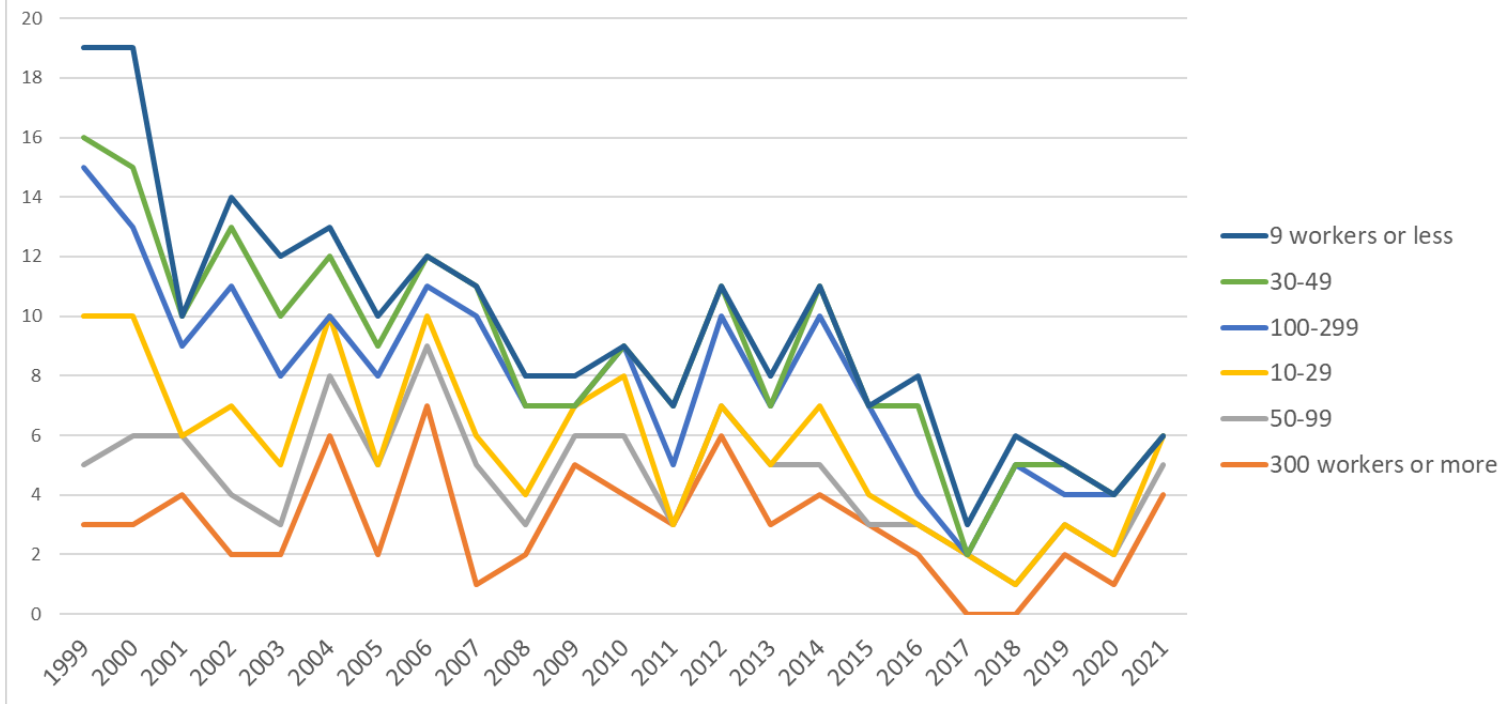
Transition of fatal and non-fatal accidents in type of accidents in code no. 011304 watch products (1999-2021)

Transition of fatal and non-fatal accidents in workers ages (1999-2021)



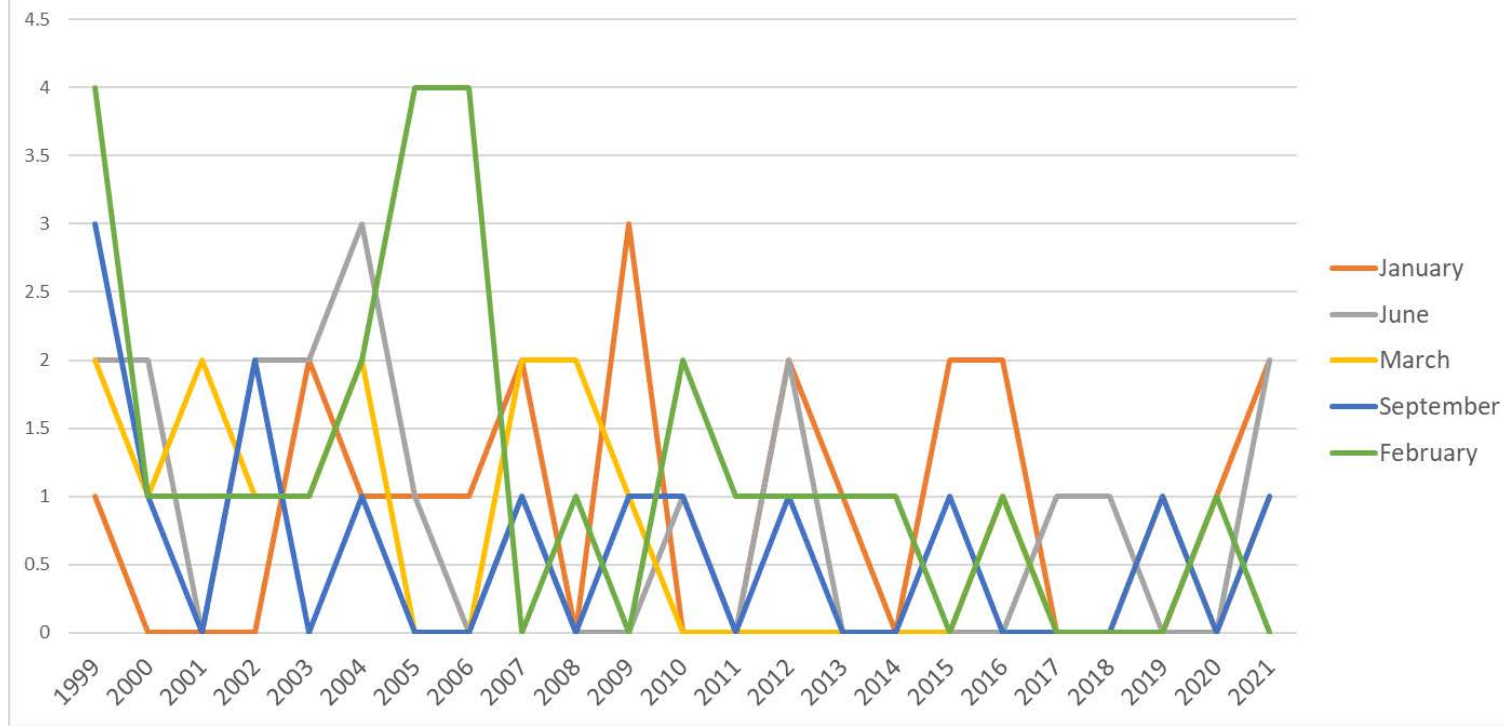
Transition of fatal and non-fatal accidents in workers ages in code no. 011304 watch products (1999-2021)

Transition of fatal and non-fatal accidents in workers scales (1999-2021)



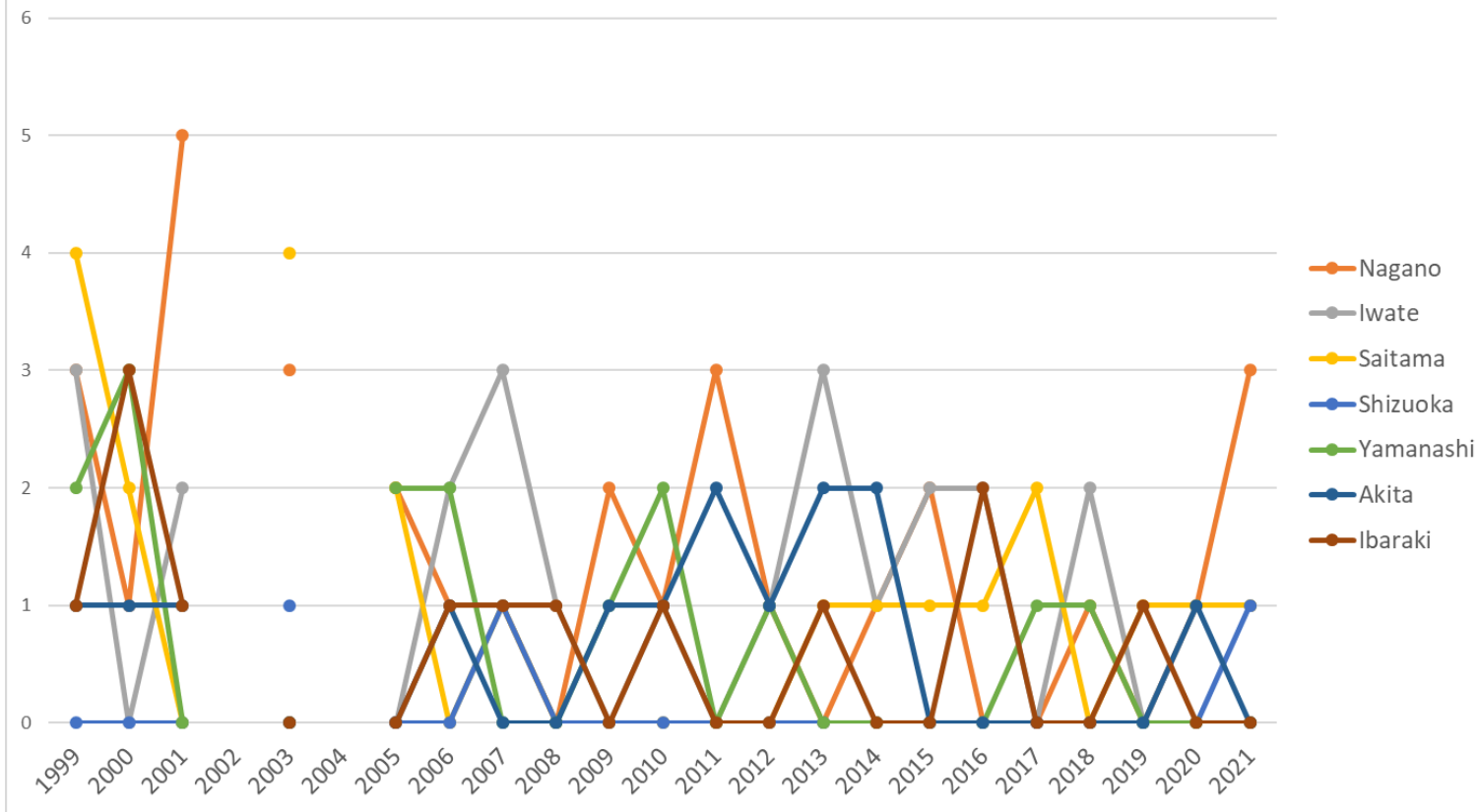
Transition of fatal and non-fatal accidents in workers scales in code no. 011304 watch products (1999-2021)

Transition of fatal and non-fatal accidents in top 5 months (1999-2021)



Transition of fatal and non-fatal accidents in months in code no. 011304 watch products (1999-2021)

Transition of fatal and non-fatal accidents in top 7 prefectures (1999-2021)



Transition of fatal and non-fatal accidents in prefectures in code no. 011304 watch products (1999-2021)

Transition of fatal and non-fatal accidents in large causal agents in code no. 011304 watch products (1999-2021)

code	Causal (L) agents	1999	2000	2001	2002	2003	2004	2005	2006	2007	2008	2009	2010	2011	2012	2013	2014	2015	2016	2017	2018	2019	2020	2021	total	Causal (L) agents
4	temporary buildings, establishments	5	2	1	8	1	6	3	2	3	3	3	4	3	6		1	2	6		1	2	2	3	67	temporary buildings, establishments
9	others			1		1	1	1	2						1	1	1				1	2	1	2	15	others
1	machine	9	8	4	4	7	3	3	5	4	3	3	2		2	2	1	1	2	2	2	1		1	69	machine





36	human power machine, tools	1		1				1			1		1		1	2	1	3							12	human power machine, tools
92	no causal agent			1					2						1	1	1				1	2	1		10	no causal agent
61	load		4			1				1							1				1				8	load
37	tools		1		1		1		1	1						1					1				7	tools
23	vehicle					1		1					1		1					1					5	vehicle
39	other equipments, facilities	1				1			1			1				1									5	other equipments, facilities
51	hazards, harmful substances		1											1		1	1						1		5	hazards, harmful substances
71	natural environment													1			2	1							4	natural environment
21	crane	1	2																						3	crane
22	conveying machine				1				1																2	conveying machine
35	electric equipment									1		1													2	electric equipment
12	power transmission mechanism			1																					1	power transmission mechanism
13	woodworking machine									1															1	woodworking machine

34	kiln, caldron		1																						1	kiln, caldron	
11	engine																										engine
14	construction machine																										construction machine
17	mobile silviculture machine																										mobile silviculture machine
31	pressure vessel																										pressure vessel
32	chemical facilities																										chemical facilities
33	welding equipment																										welding equipment
99	unclassifiable																										unclassifiable
	total	19	19	10	14	12	13	10	12	11	8	8	9	7	11	8	11	7	8	3	6	5	4	6	221	total	

Transition of fatal and non-fatal accidents in small causal agents in code no. 011304 watch products (1999-2021)

[illegible]

154	power press					2		1					1					1	1	1				7	power press
151	lathe					1		1				2			1			1						6	lathe
159	other metal manufacturing machines					2					1				1					1				5	other metal manufacturing machines
364	hand tool			1				1							1		2							5	hand tool
418	building, establishment										1		1	2				1						5	building, establishment
164	injection molding machine								2	1	1													4	injection molding machine
231	cars, bus, motorcycle					1		1					1						1					4	cars, bus, motorcycle
391	other equipment, facilities					1			1			1			1									4	other equipment, facilities
611	load					1				1						1				1				4	load
153	grinding machine, buffing machine			1						1					1									3	grinding machine, buffing machine
363	human power machine										1					1	1							3	human power machine
371	ladder								1	1										1				3	ladder
416	working platform, boot board							1										1		1				3	working platform, boot board
514	harmful substance													1			1					1		3	harmful substance
529	other materials			1										2										3	other materials
719	other environments																2	1						3	other environments



715	temperature environment													1												1	temperature environment	
111	engine																											engine
131	circular sawing machine																											circular sawing machine
132	band sawing machine																											band sawing machine
133	wood planer machine																											wood planer machine
134	hollow chisel mortiser, wood borer																											hollow chisel mortiser, wood borer
136	chain saw																											chain saw
139	other woodworking machines																											other woodworking machines
141	leveling, transporting or loading machine																											leveling, transporting or loading machine
142	excavating machine																											excavating machine
143	foundation work machine																											foundation work machine
144	hardening machine																											hardening machine
145	demolition machine																											demolition machine
146	vehicle for high lift work																											vehicle for high lift work









523	stone, sand, substance																										stone, sand, substance
612	machine/equipment as load																										machine/equipment as load
711	natural ground, rock																										natural ground, rock
712	standing tree																										standing tree
713	water																										water
714	abnormal environment																										abnormal environment
999	unclassifiable																										unclassifiable
	total			10		12		10	12	11	8	8	9	7	11	8	11	7	8	3	6	5	4	6	156		total

Transition of fatal and non-fatal accidents in type of accidents in code no. 011304 watch products (1999-2021)

code	Type of accidents	1999	2000	2001	2002	2003	2004	2005	2006	2007	2008	2009	2010	2011	2012	2013	2014	2015	2016	2017	2018	2019	2020	2021	total	Type of accidents
02	falling to same level	4	2	1	4	1	4	3	2	1	2	2	5	1	3	2	2	4	3		1	3	2	2	54	falling to same level
90	others								1								1							2	4	others
07	caught in/between	8	7	3	3	6		1	4	2	3	2	2		4	3	1	2	1	2	1	1		1	57	caught in/between
01	fall from height		2		4		3	1	1	2	1			2	1						1			1	19	fall from height
19	reaction to motion/improper motion	2	1	1	1	1	1		1	1		1		1	2	1	2				1		1		18	reaction to motion/improper motion
08	cut	3	2	1		1		2		2				1			2	1	1		1				17	cut

04	struck by flying or falling object	1	2	1		1	2	2	2		1		1			1	1				1				16	struck by flying or falling object
03	crash	1		1	2		2			2					1				1			1			11	crash
06	crashed by		1	1		1	1				1	2							1						8	crashed by
11	contact to high/low-temperature		1						1					1		1	1								5	contact to high/low-temperature
17	traffic accident (public road)					1		1					1							1					4	traffic accident (public road)
12	contact to harmful substance													1			1								2	contact to harmful substance
13	electric shock									1		1													2	electric shock
05	collapse			1																					1	collapse
09	injury to the sole of the foot																		1						1	injury to the sole of the foot
15	burst																					1			1	burst
16	fire		1																						1	fire
10	drown																									drown
14	explosion																									explosion
18	traffic accident (others)																									traffic accident (others)
99	unclassifiable																									unclassifiable
	total	19	19	10	14	12	13	10	12	11	8	8	9	7	11	8	11	7	8	3	6	5	4	6	221	total

code	Age	1999	2000	2001	2002	2003	2004	2005	2006	2007	2008	2009	2010	2011	2012	2013	2014	2015	2016	2017	2018	2019	2020	2021	total	Age
4	40-49	2	6	2	4	6	2	2	2	3	1	1	4	2	1	4	5	2	2		4	1		4	60	40-49
5	50-59	9	3	3	6	4	3	5	1	2	3	2	3		5	1	1	1	1	1	1	1	2	1	59	50-59
2	20-29	4	3	1	2		1	1	1	1	2	2	1	2	2		1	1	1			1		1	28	20-29
3	30-39	2	4	4	1	1	4	1	7	4	1	3	1	3	2	2	3	2	1			1			47	30-39
6	60 years old or more	2	2		1	1	3		1	1	1				1	1			3	1	1	1	1		21	60 years old or more
1	19 years old or less		1					1									1	1		1			1		6	19 years old or less
	total	19	19	10	14	12	13	10	12	11	8	8	9	7	11	8	11	7	8	3	6	5	4	6	221	total

code	Workers scale	1999	2000	2001	2002	2003	2004	2005	2006	2007	2008	2009	2010	2011	2012	2013	2014	2015	2016	2017	2018	2019	2020	2021	total	Workers scale
6	300 workers or more	3	3	4	2	2	6	2	7	1	2	5	4	3	6	3	4	3	2			2	1	4	69	300 workers or more
4	50-99	2	3	2	2	1	2	3	2	4	1	1	2		1	2	1		1	2	1	1	1	1	36	50-99
2	10-29	5	4		3	2	2		1	1	1	1	2				2	1						1	26	10-29
5	100-299	5	3	3	4	3		3	1	4	3		1	2	3	2	3	3	1		4	1	2		51	100-299
3	30-49	1	2	1	2	2	2	1	1	1				2	1		1		3			1			21	30-49
1	9 workers or less	3	4		1	2	1	1			1	1				1			1	1	1				18	9 workers or less
	total	19	19	10	14	12	13	10	12	11	8	8	9	7	11	8	11	7	8	3	6	5	4	6	221	total

[illegible]

code	Month	1999	2000	2001	2002	2003	2004	2005	2006	2007	2008	2009	2010	2011	2012	2013	2014	2015	2016	2017	2018	2019	2020	2021	total	Month
1	January	1				2	1	1	1	2		3			2	1		2	2				1	2	21	January
6	June	2	2		2	2	3	1		1			1		2					1	1			2	20	June
3	March	2	1	2	1	1	2			2	2	1							1			1		1	17	March
9	September	3	1		2		1			1		1	1		1			1				1		1	14	September
2	February	4	1	1	1	1	2	4	4		1		2	1	1	1	1		1				1		27	February
4	April	1	3		2	2	1	1	3		1	1		2			1	1				1	1		21	April
12	December	1	3	2	2					1	2	2	2	1		1	2			1		1			21	December
11	November		2	1	1	1		1	2		1		1	1	2	1		1	1		2		1		19	November
8	August	1	2		1	1	1	1	2		1			1	1	2	1		2		1				18	August
10	October	2	2	2				1		2			1			1	3	1	1		1				17	October
5	May	1	2	2	1	2				2					1	1	1				1	1			15	May
7	July	1			1		2						1	1	1		2	1		1					11	July
	total	19	19	10	14	12	13	10	12	11	8	8	9	7	11	8	11	7	8	3	6	5	4	6	221	total

Transition of fatal and non-fatal accidents in prefectures in code no. 011304 watch products (1999-2021)

code	Prefecture	1999	2000	2001	2002	2003	2004	2005	2006	2007	2008	2009	2010	2011	2012	2013	2014	2015	2016	2017	2018	2019	2020	2021	total	Prefecture
20	Nagano	3	1	5		3		2	1	1		2	1	3	1		1	2			1		1	3	31	Nagano
3	Iwate	3		2					2	3	1		1		1	3	1	2	2		2		1	1	25	Iwate
11	Saitama	4	2			4		2		1						1	1	1	1	2		1	1	1	22	Saitama
22	Shizuoka					1				1														1	3	Shizuoka
19	Yamanashi	2	3					2	2			1	2		1					1	1				15	Yamanashi
5	Akita	1	1	1					1			1	1	2	1	2	2						1		14	Akita
8	Ibaraki	1	3	1					1	1	1		1			1			2			1			13	Ibaraki

[illegible]

30	Wakayama																									Wakayama
31	Tottori																									Tottori
32	Shimane																									Shimane
33	Okayama																									Okayama
34	Hiroshima																									Hiroshima
35	Yamaguchi																									Yamaguchi
36	Tokushima																									Tokushima
37	Kagawa																									Kagawa
38	Ehime																									Ehime
39	Kochi																									Kochi
40	Fukuoka																									Fukuoka
41	Saga																									Saga
42	Nagasaki																									Nagasaki
43	Kumamoto																									Kumamoto
44	Oita																									Oita
45	Miyazaki																									Miyazaki
47	Okinawa																									Okinawa
	total	19	19	10		12		10	12	11	8	8	9	7	11	8	11	7	8	3	6	5	4	6	194	total

Data source : <https://anzeninfo.mhlw.go.jp/user/anzen/tok/anst00.htm>

Return to [https://www.ijsa.or.jp/english/statistics/202211\\_23.html](https://www.ijsa.or.jp/english/statistics/202211_23.html)