Transition of fatal and non-fatal accidents in each element like as causal agents, type of accidents, etc. in code no. 0114 electrical equipment products (1999-2021)

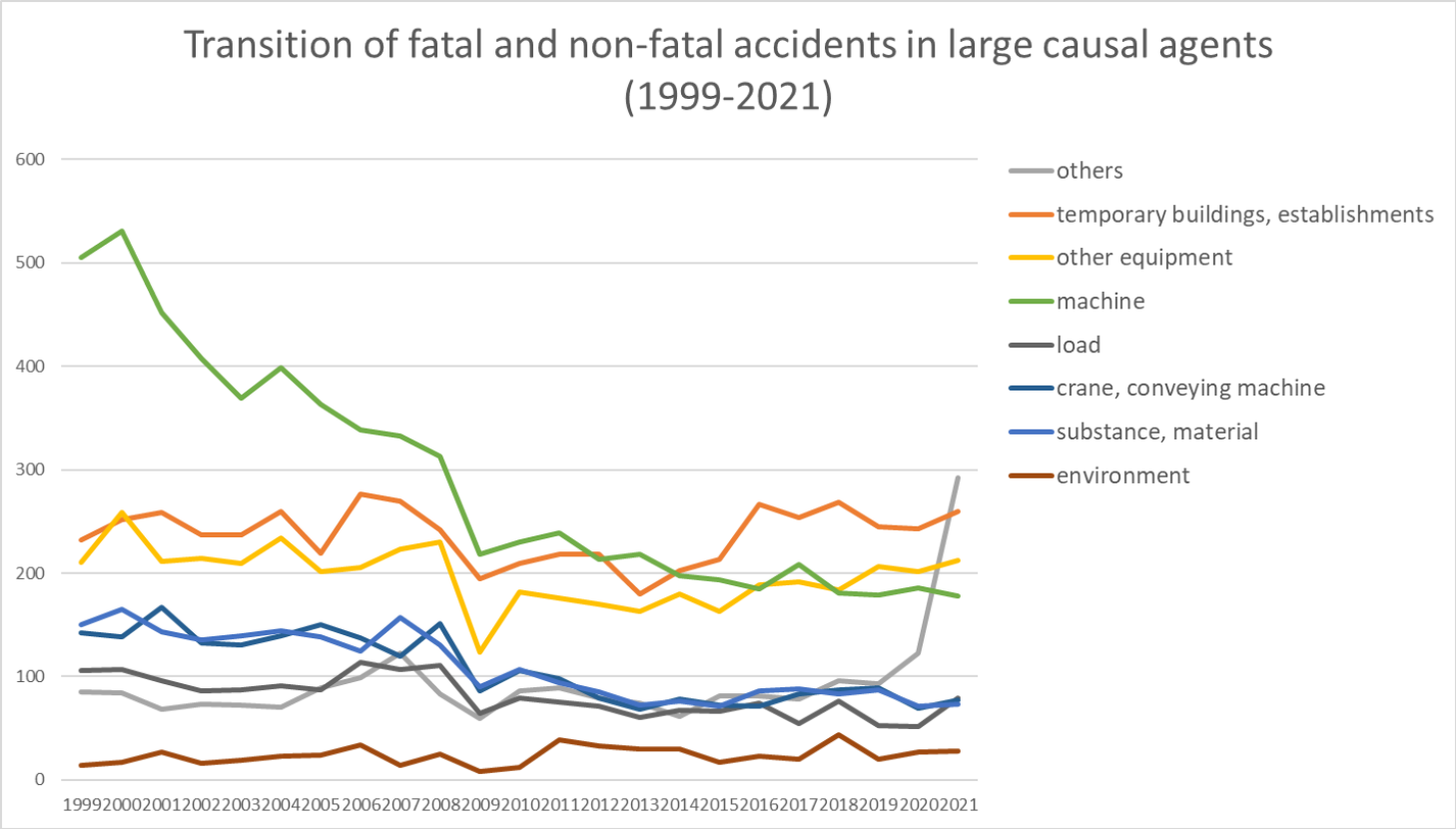

Transition of fatal and non-fatal accidents in large causal agents in code no. 0114 electrical equipment products (1999-2021)

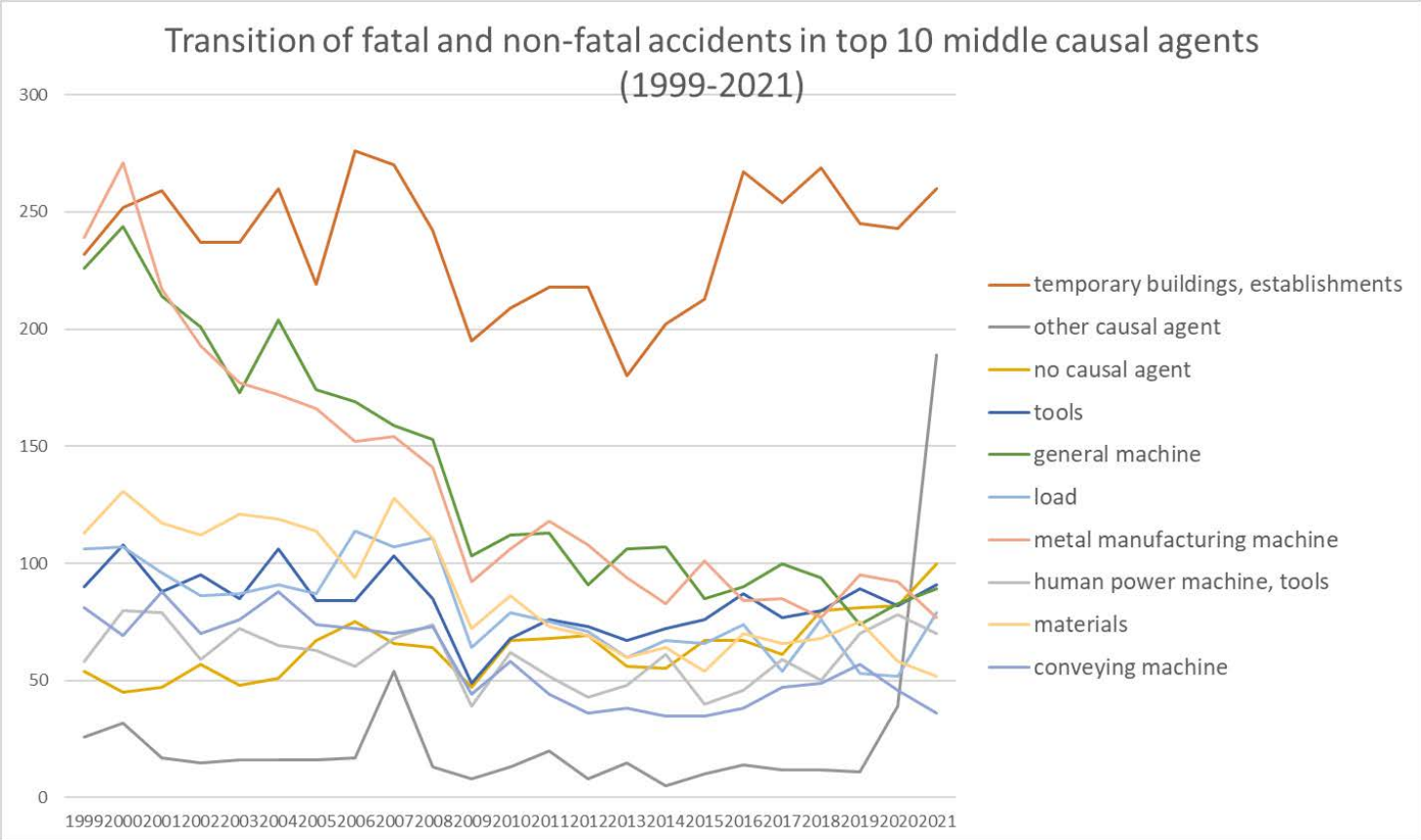

Transition of fatal and non-fatal accidents in middle causal agents in code no. 0114 electrical equipment products (1999-2021)

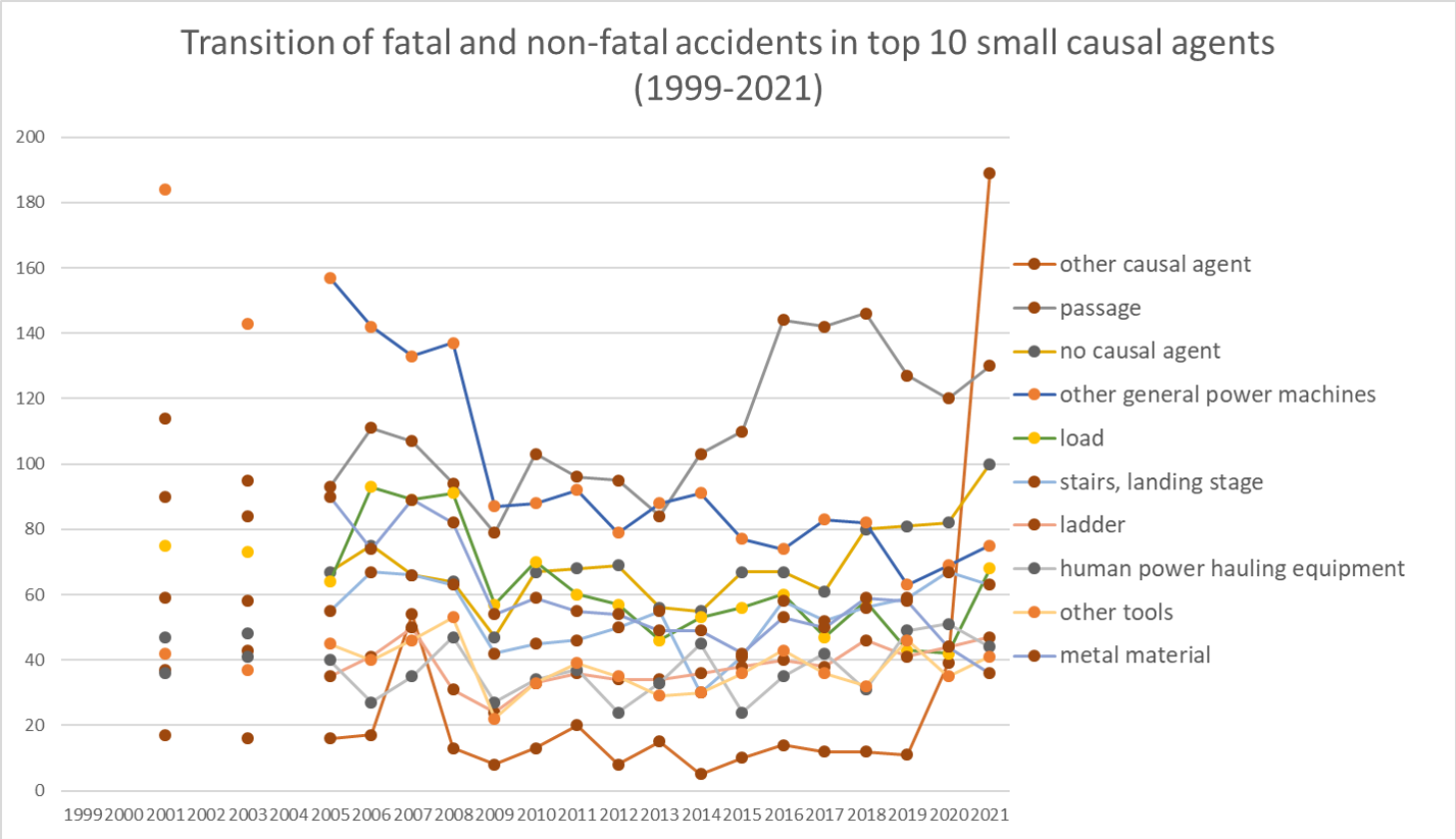

Transition of fatal and non-fatal accidents in small causal agents in code no. 0114 electrical equipment products (1999-2021)

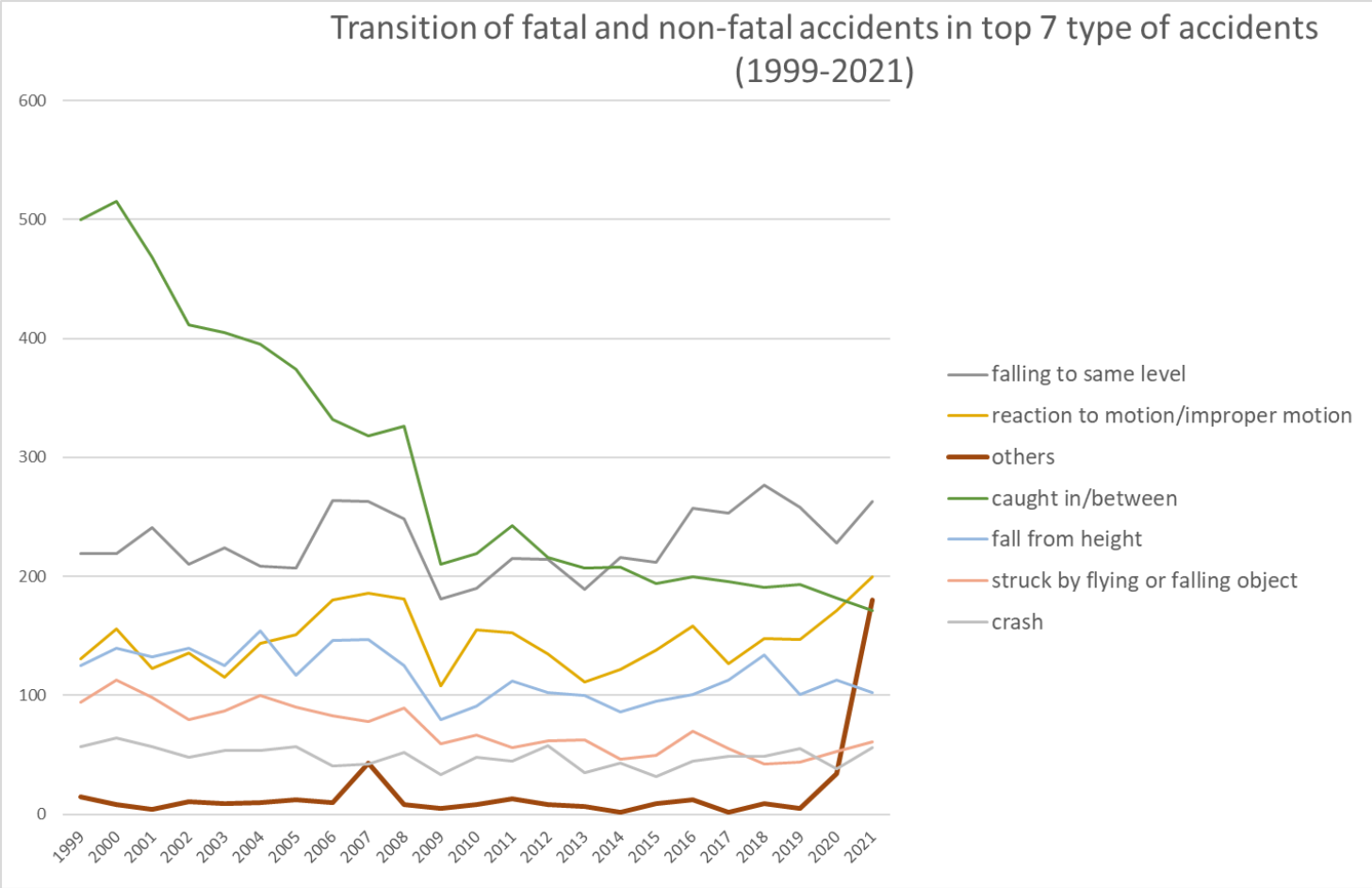

Transition of fatal and non-fatal accidents in type of accidents in code no. 0114 electrical equipment products (1999-2021)

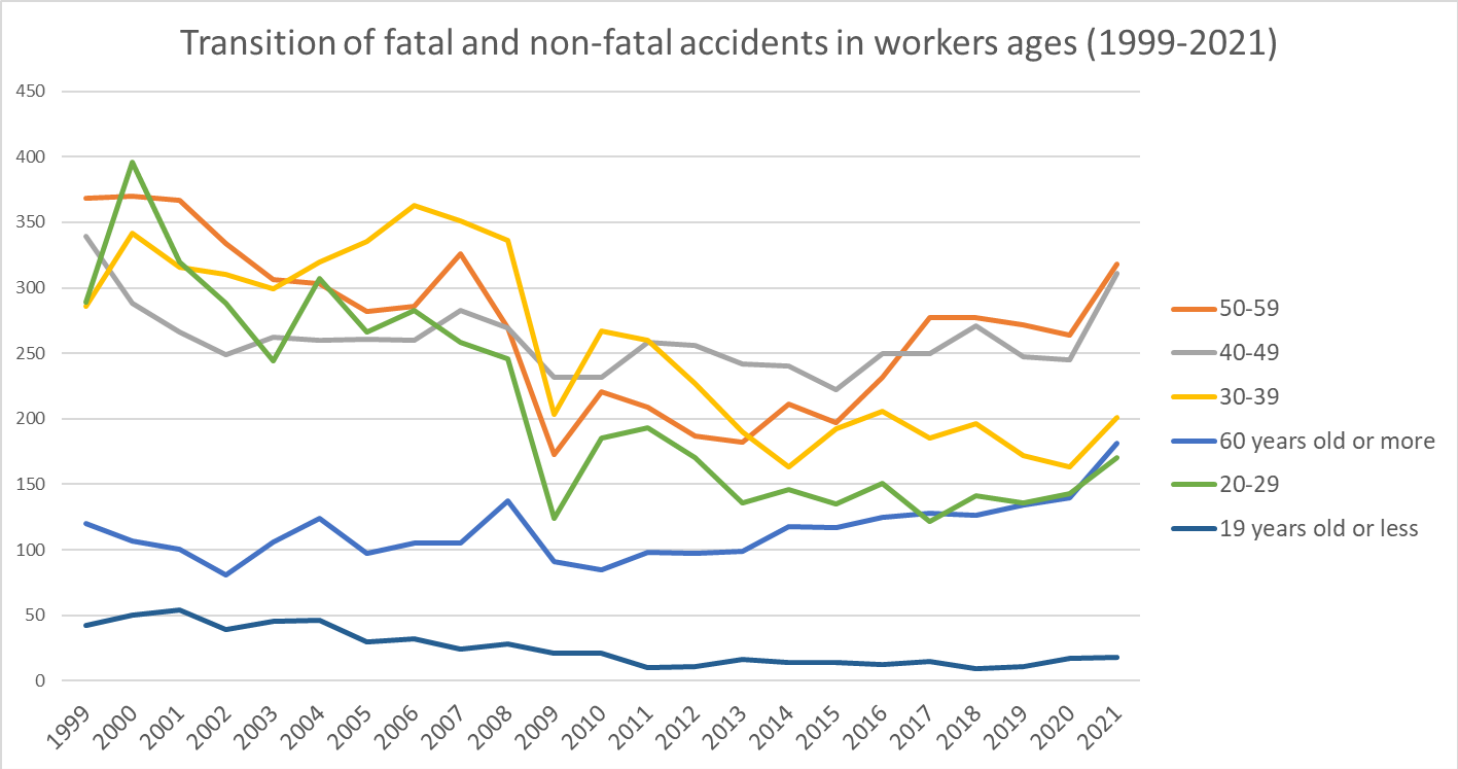

Transition of fatal and non-fatal accidents in workers ages in code no. 0114 electrical equipment products (1999-2021)

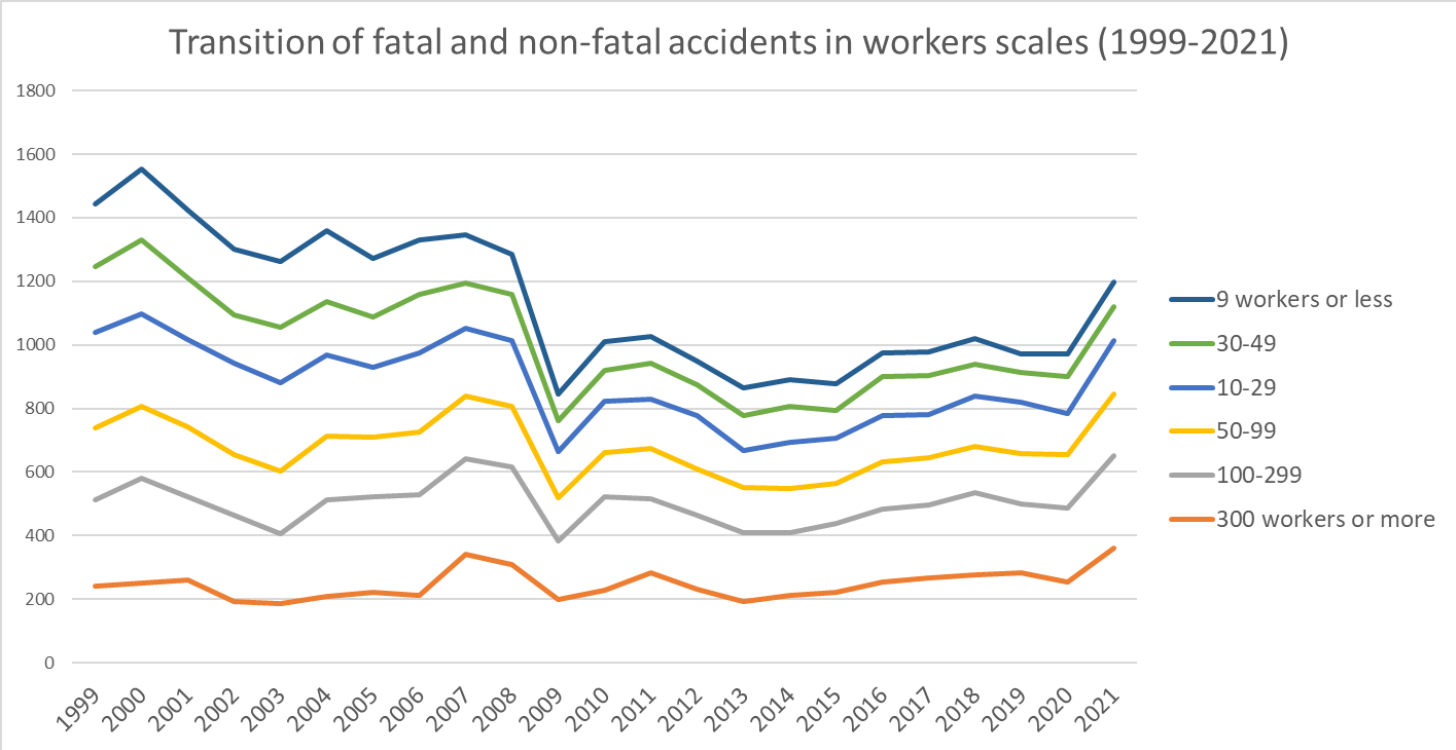

Transition of fatal and non-fatal accidents in workers scales in code no. 0114 electrical equipment products (1999-2021)

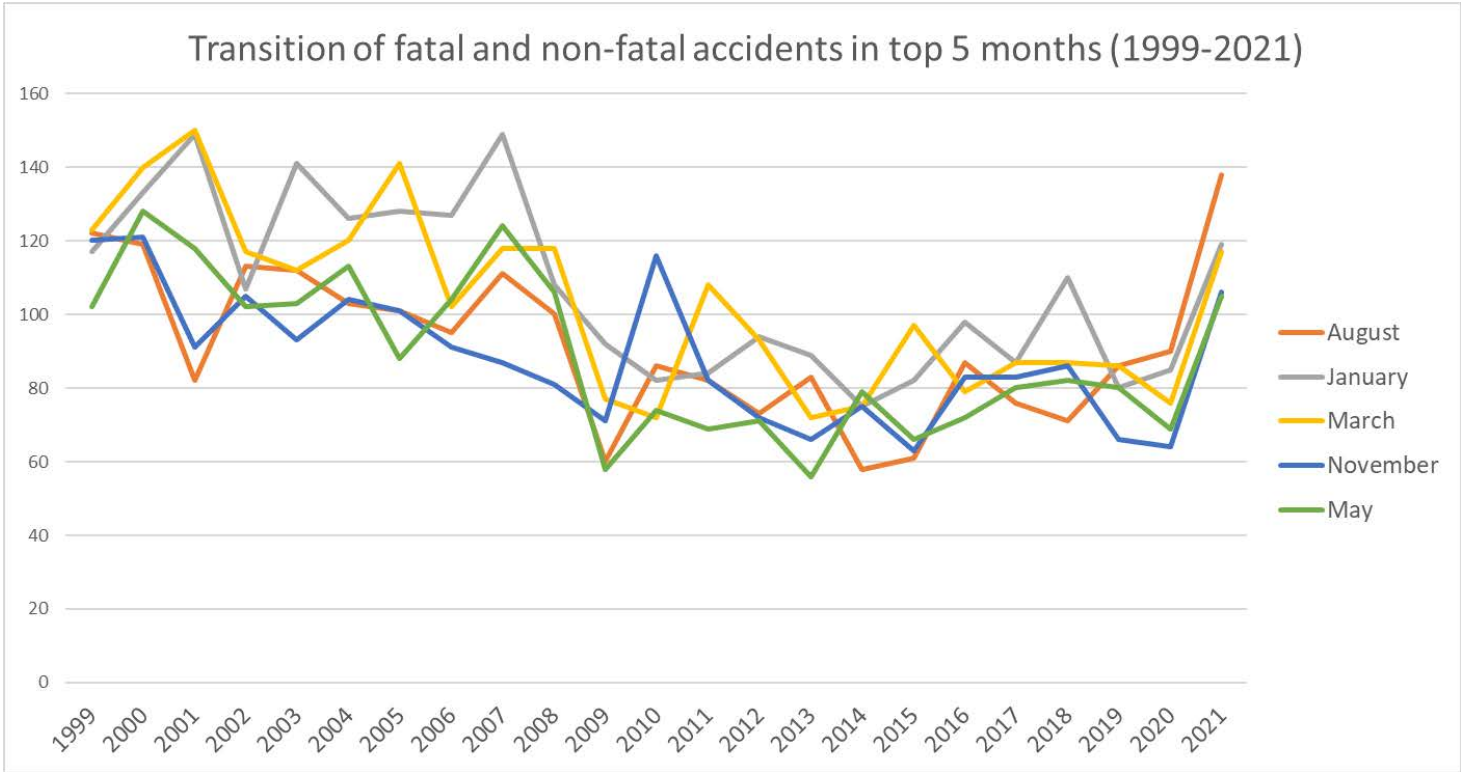

Transition of fatal and non-fatal accidents in months in code no. 0114 electrical equipment products (1999-2021)

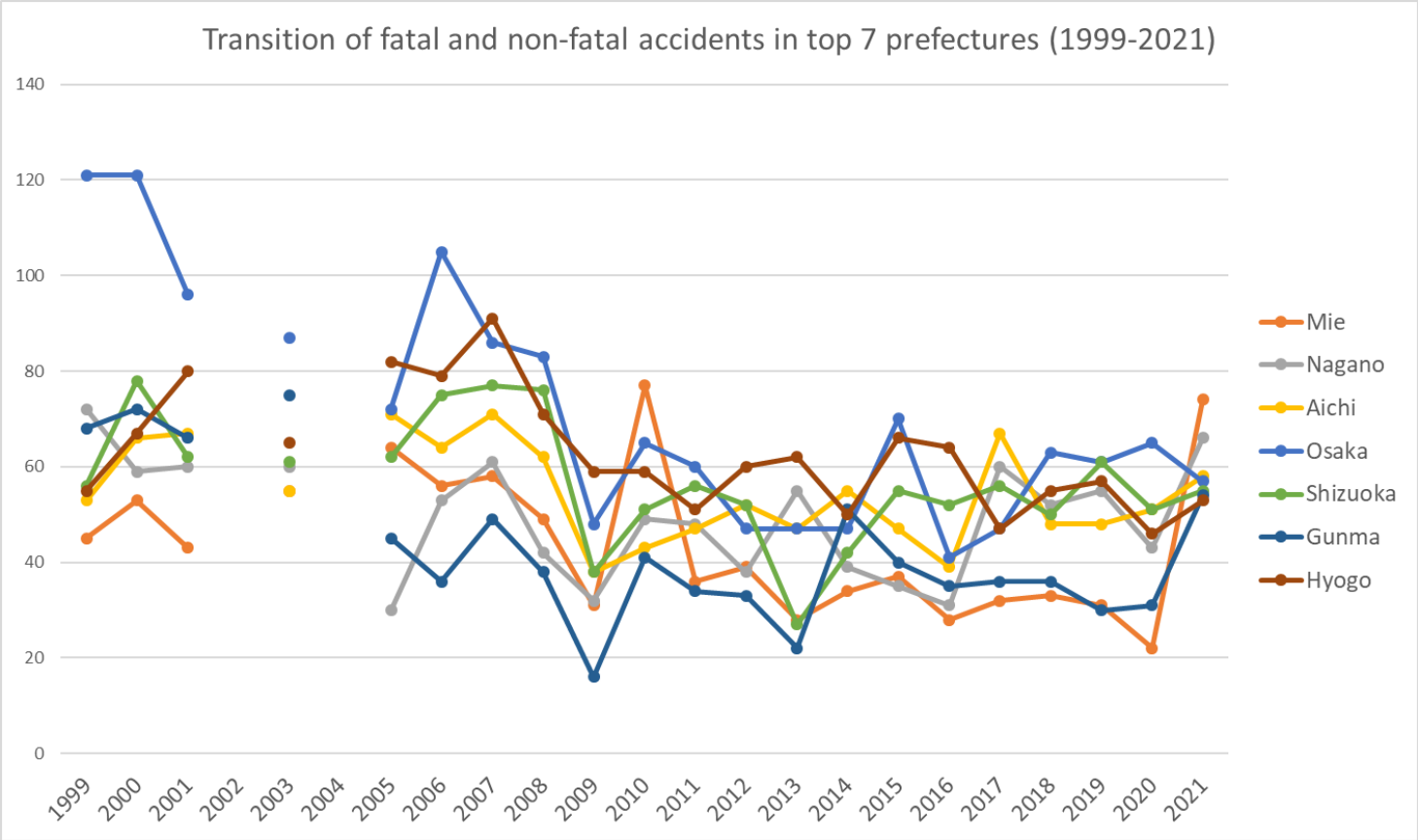

Transition of fatal and non-fatal accidents in prefectures in code no. 0114 electrical equipment products (1999-2021)

Transition of fatal and non-fatal accidents in large causal agents in code no. 0114 electrical equipment products (1999-2021)

code	Causal (L) agents	1999	2000	2001	2002	2003	2004	2005	2006	2007	2008	2009	2010	2011	2012	2013	2014	2015	2016	2017	2018	2019	2020	2021	total	Causal (L) agents
9	others	85	84	68	73	72	70	89	99	123	83	59	86	89	79	74	61	81	81	78	96	93	123	292	2,138	others
4	temporary buildings, establishments	232	252	259	237	237	260	219	276	270	242	195	209	218	218	180	202	213	267	254	269	245	243	260	5,457	temporary buildings, establishments
3	other equipment	210	259	211	214	209	234	201	205	223	230	124	182	176	170	163	180	163	189	192	184	206	201	212	4,538	other equipment

1	machine	505	531	452	408	369	399	363	339	333	313	218	230	239	213	218	198	194	185	208	181	179	186	178	6,639	machine
6	load	106	107	96	86	87	91	87	114	107	111	64	79	75	71	60	67	66	74	54	76	53	52	79	1,862	load
2	crane, conveying machine	142	138	167	132	130	139	150	137	120	151	86	106	98	79	68	78	72	71	83	87	89	69	77	2,469	crane, conveying machine
5	substance, material	150	165	143	135	139	144	138	125	157	130	90	107	94	85	72	76	71	86	88	83	87	71	73	2,509	substance, material
7	environment	14	17	27	16	19	23	24	34	14	25	8	12	39	33	30	30	17	23	20	44	20	27	28	544	environment
	total	1,444	1,553	1,423	1,301	1,262	1,360	1,271	1,329	1,347	1,285	844	1,011	1,028	948	865	892	877	976	977	1,020	972	972	1,199	26,156	total

Transition of fatal and non-fatal accidents in middle causal agents in code no. 0114 electrical equipment products (1999-2021)

code	Causal (M) agents	1999	2000	2001	2002	2003	2004	2005	2006	2007	2008	2009	2010	2011	2012	2013	2014	2015	2016	2017	2018	2019	2020	2021	total	Causal (M) agents
41	temporary buildings, establishments	232	252	259	237	237	260	219	276	270	242	195	209	218	218	180	202	213	267	254	269	245	243	260	5,457	temporary buildings, establishments
91	other causal agent	26	32	17	15	16	16	16	17	54	13	8	13	20	8	15	5	10	14	12	12	11	39	189	578	other causal agent
92	no causal agent	54	45	47	57	48	51	67	75	66	64	47	67	68	69	56	55	67	67	61	80	81	82	100	1,474	no causal agent
37	tools	90	108	88	95	85	106	84	84	103	85	49	68	76	73	67	72	76	87	77	80	89	82	91	1,915	tools
16	general machine	226	244	214	201	173	204	174	169	159	153	103	112	113	91	106	107	85	90	100	94	74	83	89	3,164	general machine
61	load	106	107	96	86	87	91	87	114	107	111	64	79	75	71	60	67	66	74	54	76	53	52	79	1,862	load
15	metal manufacturing	239	271	217	193	177	172	166	152	154	141	92	106	118	108	94	83	101	84	85	77	95	92	77	3,094	metal manufacturing

	machine																									machine
36	human power machine, tools	58	80	79	59	72	65	63	56	68	74	39	62	52	43	48	61	40	46	59	50	70	78	70	1,392	human power machine, tools
52	materials	113	131	117	112	121	119	114	94	128	111	72	86	73	69	60	64	54	70	66	68	75	58	52	2,027	materials
22	conveying machine	81	69	88	70	76	88	74	72	70	73	44	58	44	36	38	35	35	38	47	49	57	46	36	1,324	conveying machine
39	other equipments, facilities	36	42	32	34	26	39	33	41	36	39	20	39	28	31	34	30	30	38	35	40	34	26	34	777	other equipments, facilities
71	natural environment	14	17	27	16	19	23	24	34	14	25	8	12	39	33	30	30	17	23	20	44	20	27	28	544	natural environment
23	vehicle	43	54	46	41	34	30	59	36	31	50	32	37	39	28	18	32	26	18	22	22	18	15	24	755	vehicle
51	hazards, harmful substances	37	34	26	23	18	25	24	31	29	19	18	21	21	16	12	12	17	16	22	15	12	13	21	482	hazards, harmful substances
21	crane	18	15	33	21	20	21	17	29	19	28	10	11	15	15	12	11	11	15	14	16	14	8	17	390	crane
35	electric equipment	13	14	6	11	12	11	14	10	9	16	12	4	10	8	5	8	9	10	12	9	8	8	9	228	electric equipment
12	power transmission mechanism	21	7	9	4	10	13	14	9	11	10	12	5	6	10	7	4	1	8	10	5	6	5	5	192	power transmission mechanism
13	woodworking machine	19	6	8	8	8	6	7	6	8	7	7	5	2	3	9	3	5	3	6	2	4	4	5	141	woodworking machine
33	welding equipment	6	5	5	8	7	6	4	5	6	7	1	4	4	8	3	6	3	5	7	1	1	3	4	109	welding equipment
99	unclassifiable	5	7	4	1	8	3	6	7	3	6	4	6	1	2	3	1	4		5	4	1	2	3	86	unclassifiable

34	kiln, caldron	6	6		4	5	4	1	2	1	4	1	1	4	2	2	2	2	1	2	3	4	4	3	64	kiln, caldron
11	engine		2	3	2	1	4	1	2	1			1			1		2		5			1	2	28	engine
32	chemical facilities	1		1	1	1	1	2	4		4	1	1	1	1	2	1	2	2		1			1	28	chemical facilities
31	pressure vessel		4		2	1	2		3		1	1	3	1	4	2		1							25	pressure vessel
14	construction machine		1	1				1	1		2	4	1		1	1	1			2	3		1		20	construction machine
17	mobile silviculture machine																									mobile silviculture machine
	total	1,444	1,553	1,423	1,301	1,262	1,360	1,271	1,329	1,347	1,285	844	1,011	1,028	948	865	892	877	976	977	1,020	972	972	1,199	26,156	total

Transition of fatal and non-fatal accidents in small causal agents in code no. 0114 electrical equipment products (1999-2021)

code	Causal (S) agents	1999	2000	2001	2002	2003	2004	2005	2006	2007	2008	2009	2010	2011	2012	2013	2014	2015	2016	2017	2018	2019	2020	2021	total	Causal (S) agents
911	other causal agent			17		16		16	17	54	13	8	13	20	8	15	5	10	14	12	12	11	39	189	489	other causal agent
417	passage			114		95		93	111	107	94	79	103	96	95	84	103	110	144	142	146	127	120	130	2,093	passage
921	no causal agent			47		48		67	75	66	64	47	67	68	69	56	55	67	67	61	80	81	82	100	1,267	no causal agent
169	other general power machines			184		143		157	142	133	137	87	88	92	79	88	91	77	74	83	82	63	69	75	1,944	other general power machines
611	load			75		73		64	93	89	91	57	70	60	57	46	53	56	60	47	58	43	42	68	1,202	load
413	stairs, landing stage			59		58		55	67	66	63	42	45	46	50	55	30	41	58	52	56	59	67	63	1,032	stairs, landing stage
371	ladder			37		43		35	41	50	31	24	33	36	34	34	36	38	40	38	46	41	44	47	728	ladder
362	human power hauling equipment			36		41		40	27	35	47	27	34	37	24	33	45	24	35	42	31	49	51	44	702	human power hauling equipment
379	other tools			42		37		45	40	46	53	22	33	39	35	29	30	36	43	36	32	46	35	41	720	other tools

521	metal material			90		84		90	74	89	82	54	59	55	54	49	49	42	53	50	59	58	44	36	1,171	metal material
391	other equipment, facilities			32		26		33	41	36	39	20	39	28	31	34	30	30	38	35	40	34	26	34	626	other equipment, facilities
418	building, establishment			27		19		25	26	28	25	22	17	20	21	11	16	28	16	20	20	19	16	31	407	building, establishment
154	power press			86		63		70	43	60	47	34	34	38	43	29	19	32	30	21	27	33	31	28	768	power press
159	other metal manufacturing machines			71		61		38	55	52	39	18	34	41	37	37	32	29	23	34	17	31	31	26	706	other metal manufacturing machines
231	cars, bus, motorcycle			44		33		54	34	29	50	29	36	38	26	17	32	24	18	20	22	17	14	22	559	cars, bus, motorcycle
719	other environments			17		11		18	18	8	14	6	8	20	23	20	25	13	19	14	33	12	16	20	315	other environments
416	working platform, boot board			28		33		27	35	41	32	31	17	30	28	14	27	17	22	21	21	19	22	18	483	working platform, boot board
211	crane			18		15		12	20	13	22	8	5	12	10	8	9	9	11	12	11	10	6	17	228	crane
364	hand tool			35		29		19	25	29	23	11	25	14	16	15	13	13	11	16	19	14	21	16	364	hand tool
419	other temporary buildings, establishments			22		18		14	24	19	19	14	20	16	17	12	21	14	20	15	20	16	12	13	326	other temporary buildings, establishments
529	other materials			24		28		15	18	36	24	12	24	14	9	7	8	12	13	15	5	14	9	13	300	other materials
222	forklift			33		29		30	33	20	25	20	12	16	16	8	13	11	12	15	21	22	17	12	365	forklift
612	machine/equipment as load			21		14		23	21	18	20	7	9	15	14	14	14	10	14	7	18	10	10	11	270	machine/equipment as load
224	conveyor			24		22		15	16	13	13	5	8	6	4	13	6	7	8	7	7	7	13	11	205	conveyor
519	other hazards, harmful substances			9		3		9	10	9	8	7	5	10	5	7	2	4	5	6	6	5	5	10	125	other hazards, harmful substances

221	truck			26		21		20	20	31	26	15	34	19	12	16	13	15	17	21	19	20	13	9	367	truck
514	harmful substance			11		7		11	20	14	7	7	13	10	8	4	6	9	6	13	7	7	5	9	174	harmful substance
361	human power cranes							1	1		4		1		1			2				6	5	9	30	human power cranes
152	drill press, milling machine			24		17		23	26	13	17	10	17	11	6	8	13	16	10	10	10	9	4	8	252	drill press, milling machine
153	grinding machine, buffing machine			18		16		18	10	15	19	14	7	18	12	7	10	7	10	6	6	10	9	8	220	grinding machine, buffing machine
715	high/cold temperature environment			6		3		3	11	4	7	2	3	6	9	9	2	3	3	5	11	8	8	8	111	high/cold temperature environment
151	lathe			10		16		7	13	8	14	11	11	8	7	11	8	16	8	12	13	8	15	5	201	lathe
121	power transmission mechanism			9		10		14	9	11	10	12	5	6	10	7	4	1	8	10	5	6	5	5	147	power transmission mechanism
164	injection molding machine			13		10		4	4	6	2	6	7	4	1	3	4		5	1	2	3	3	5	83	injection molding machine
352	electric power facilities			3		2		7	4	2	8	4	1	1	3	2	5	4	5	2	4		3	5	65	electric power facilities
163	roll machine (except printingroll machine)			4		12		3	10	12	9	6	10	8	7	7	5	4	5	9	6	3	3	3	126	roll machine (except printingroll machine)
229	other powered conveying machines			5		4		9	2	5	7	4	4	3	3	1	3	2	1	4	2	8	3	3	73	other powered conveying machines
999	unclassifiable			4		8		6	7	3	6	4	6	1	2	3	1	4		5	4	1	2	3	70	unclassifiable
372	slinging tool			9		5		4	3	7	1	3	2	1	4	4	6	2	4	3	2	2	3	3	68	slinging tool
	circular sawing																									circular sawing

131	machine			2		4		4	5	4	4	2	2	1	2	5	2	2	3	3		3	3	3	54	machine
162	mixer, grinder			3		5		4	5	3	2	2		2	2	3	4	1	3	3	1	2	4	3	52	mixer, grinder
359	other electrical equipment			2		8		6	5	4	6	3	1	5	2	3	3	4	4	6	3	5	3	2	75	other electrical equipment
522	lumber, bamboo			2		8		8	2	3	5	6	3	4	5	4	6		2	1	4	3	4	2	72	lumber, bamboo
156	shearing machine			7		4		8	4	6	5	5	3	2	3	2	1	1	3	2	4	4	1	2	67	shearing machine
339	other welding equipment			4		5		3	4	2	4	1	3	2	3	2	5	3	1	5		1	3	2	53	other welding equipment
512	inflammable substance			5		2		4	1	6	4	2	3	1	1	1	2	4	2	2	1		3	2	46	inflammable substance
415	roof, beam, haze, crossbeam, principal rafter			4		2			9	1	2	2	4	4	2	2	2		3	1	2	1		2	43	roof, beam, haze, crossbeam, principal rafter
351	transmission			1		2		1	1	3	2	5	2	4	3			1	1	4	2	3	2	2	39	transmission
167	industrial robot			4		1		4	4	3	2	1	2	1	2	1		2	2	3		1	1	2	36	industrial robot
411	scaffolding					5		4	1	3	1	1	1	1	2			3	2	2	1	2	1	2	32	scaffolding
341	kiln, caldron					3		1	2	1	1	1	1	1	2	2	1	2	1		3	4	2	2	30	kiln, caldron
139	other woodworking machines			5		3		2		2	1	4				2	1	2		2	1			2	27	other woodworking machines
239	other vehicles			2		1		1	1	2		3	1	1	2	1		1		1		1	1	2	21	other vehicles
111	engine			3		1		1	2	1			1			1		2		5			1	2	20	engine
414	opening			5		7		1	3	5	6	4	2	5	3	2	3		2	1	3	2	5	1	60	opening
166	printing machine			6		2		1	4	2	1		5	6		2	2	1	1	1	3	1	3	1	42	printing machine
363	human power machine			8		2		3	3	4		1	2	1	2		3	1		1		1	1	1	34	human power machine

321	chemical facilities			1		1		2	4		4	1	1	1	1	2	1	2	2		1			1	25	chemical facilities
332	arc welding equipment					1			1	2	1		1	2	3	1	1		1	1	1			1	17	arc welding equipment
331	gas welding equipment			1		1		1		2	2				2				3	1				1	14	gas welding equipment
342	industrial dryer					2					3			2			1			2			2	1	13	industrial dryer
523	stone, sand, substance			1		1		1							1		1		2				1	1	9	stone, sand, substance
223	railway equipment								1		2				1									1	5	railway equipment
214	elevator, lift			11		4		2	7	1	3	1	4	2	2	2	1	1	3		4	2	2		52	elevator, lift
219	other powered crane			3		1		3	1	2	2	1			3	1	1	1	1		1	1			22	other powered crane
713	water					1		1	3	1				11		1									18	water
511	explosive substance			1		6						1			2		2		2		1				15	explosive substance
711	natural ground, rock			2		2		2			1		1	1			2	1	1	1			1		15	natural ground, rock
212	mobile crane			1					1	3	1		2	1		1				2		1			13	mobile crane
319	other pressure vessels								1		1	1	3		3			1							10	other pressure vessels
132	band sawing machine			1		1		1	1		1					1						1	1		8	band sawing machine
714	abnormal environment					2			1	1	1				1								2		8	abnormal environment
136	chain saw									2	1	1	1	1						1					7	chain saw
232	railway vehicle							4	1									1		1					7	railway vehicle

712	standing tree			2					1		2			1			1								7	standing tree
312	pressure vessel					1			2						1	2									6	pressure vessel
134	hollow chisel mortiser, wood borer												2			1		1			1				5	hollow chisel mortiser, wood borer
141	leveling, transporting or loading machine												1				1			1	2				5	leveling, transporting or loading machine
146	vehicle for high lift work											3			1	1									5	vehicle for high lift work
155	forging pressure hammer			1				2	1														1		5	forging pressure hammer
142	excavating machine							1	1			1											1		4	excavating machine
161	centrifugal machine											1				1	1					1			4	centrifugal machine
149	other construction machines			1							1									1					3	other construction machines
165	food manufacturing machine							1								1									2	food manufacturing machine
513	inflammable gas											1								1					2	inflammable gas
133	wood planer machine														1										1	wood planer machine
143	foundation work machine																				1				1	foundation work machine
145	demolition machine										1														1	demolition machine
225	loader									1															1	loader
311	boiler													1											1	boiler

349	other kiln, caldron													1											1	other kiln, caldron
515	radiation																		1						1	radiation
135	chamfering machine, router, woodworking milling machine																									chamfering machine, router, woodworking milling machine
144	hardening machine																									hardening machine
171	felling machine																									felling machine
172	mobile logging machine																									mobile logging machine
173	skyline yarding machine																									skyline yarding machine
179	other mobile silviculture machine																									other mobile silviculture machine
213	derrick crane																									derrick crane
215	cargo lifting appliance																									cargo lifting appliance
216	gondola																									gondola
217	lumberyard equipment, logging cableway																									lumberyard equipment, logging cableway
218	simple skyline yarding equipment																									simple skyline yarding equipment
226	straddle carrier																									straddle carrier
227	rough terrain hauler																									rough terrain hauler
412	timbering																									timbering

	total			1,423		1,262		1,271	1,329	1,347	1,285	844	1,011	1,028	948	865	892	877	976	977	1,020	972	972	1,199	20,498	total

Transition of fatal and non-fatal accidents in type of accidents in code no. 0114 electrical equipment products (1999-2021)

code	Type of accidents	1999	2000	2001	2002	2003	2004	2005	2006	2007	2008	2009	2010	2011	2012	2013	2014	2015	2016	2017	2018	2019	2020	2021	total	Type of accidents
02	falling to same level	219	219	241	210	224	209	207	264	263	248	181	190	215	214	189	216	212	257	253	277	258	228	263	5,257	falling to same level
19	reaction to motion/improper motion	131	156	123	136	115	144	151	180	186	181	108	155	153	135	111	122	138	158	127	148	147	171	200	3,376	reaction to motion/improper motion
90	others	15	8	4	11	9	10	12	10	43	8	5	8	13	8	7	2	9	12	2	9	5	34	180	424	others
07	caught in/between	500	515	468	411	405	395	374	332	318	326	210	219	243	216	207	208	194	200	196	191	193	182	171	6,674	caught in/between
01	fall from height	125	140	132	140	125	154	117	146	147	125	80	91	112	102	100	86	95	101	113	134	101	113	102	2,681	fall from height
04	struck by flying or falling object	94	113	98	80	87	100	90	83	78	89	59	67	56	62	63	46	50	70	55	42	44	53	61	1,640	struck by flying or falling object
03	crash	57	64	57	48	54	54	57	41	42	52	33	48	45	58	35	43	32	45	49	49	55	38	56	1,112	crash
08	cut	126	125	113	92	99	110	91	95	104	90	60	72	58	56	65	60	51	31	58	52	43	65	48	1,764	cut
06	crashed by	42	49	43	40	37	64	42	49	49	48	25	41	25	16	15	34	28	28	36	31	44	29	36	851	crashed by
11	contact to high/low-temperature	26	32	17	19	18	18	16	18	19	21	11	15	16	16	14	11	10	17	18	21	18	14	20	405	contact to high/low-temperature
17	traffic accident (public road)	37	47	45	44	26	27	52	30	25	40	32	59	30	28	13	26	18	13	21	21	15	12	19	680	traffic accident (public road)
12	contact to harmful substance	25	19	18	16	12	20	21	31	25	17	16	18	17	11	11	13	10	12	14	9	9	13	16	373	contact to harmful

																										substance
05	collapse	28	40	38	40	32	36	28	35	40	23	14	18	28	14	24	18	15	22	22	27	24	11	14	591	collapse
13	electric shock	8	9	7	6	7	8	7	5	5	8	3	4	4	6	5	5	4	4	5	2	5	2	5	124	electric shock
99	unclassifiable	2	2	8	6	2	4		3	1	3	4	2		3	1	1	3		4	3	5	1	4	62	unclassifiable
16	fire	4	4	4		2		1	1	2	2	2		1	1			4	1	3	1		1	2	36	fire
09	injury to the sole of the foot	2	3	4			1	1	3							3			2		1	2	2	1	25	injury to the sole of the foot
15	burst		3	1	1		1				3		3	2	1	1		2	1			1		1	21	burst
14	explosion	2	3	2	1	6	2		1			1			1	1	1	2	2	1		2	3		31	explosion
18	traffic accident (others)	1	2			2	2	4	2		1			1							2	1			18	traffic accident (others)
10	drown						1						1	9											11	drown
	total	1,444	1,553	1,423	1,301	1,262	1,360	1,271	1,329	1,347	1,285	844	1,011	1,028	948	865	892	877	976	977	1,020	972	972	1,199	26,156	total

Transition of fatal and non-fatal accidents in workers ages in code no. 0114 electrical equipment products (1999-2021)

code	Age	1999	2000	2001	2002	2003	2004	2005	2006	2007	2008	2009	2010	2011	2012	2013	2014	2015	2016	2017	2018	2019	2020	2021	total	Age
5	50-59	368	370	367	334	306	303	282	286	326	269	173	221	209	187	182	211	197	232	277	277	272	264	318	6,231	50-59
4	40-49	339	288	266	249	262	260	261	260	283	269	232	232	258	256	242	240	222	250	250	271	247	245	311	5,993	40-49
3	30-39	286	342	316	310	299	320	335	363	351	336	203	267	260	227	190	163	192	206	185	196	172	163	201	5,883	30-39
6	60 years old or more	120	107	100	81	106	124	97	105	105	137	91	85	98	97	99	118	117	125	128	126	134	140	181	2,621	60 years old or more
2	20-29	289	396	320	288	244	307	266	283	258	246	124	185	193	170	136	146	135	151	122	141	136	143	170	4,849	20-29
1	19 years old or less	42	50	54	39	45	46	30	32	24	28	21	21	10	11	16	14	14	12	15	9	11	17	18	579	19 years old or less
	total	1,444	1,553	1,423	1,301	1,262	1,360	1,271	1,329	1,347	1,285	844	1,011	1,028	948	865	892	877	976	977	1,020	972	972	1,199	26,156	total

Transition of fatal and non-fatal accidents in workers scales in code no. 0114 electrical equipment products (1999-2021)

code	Workers scale	1999	2000	2001	2002	2003	2004	2005	2006	2007	2008	2009	2010	2011	2012	2013	2014	2015	2016	2017	2018	2019	2020	2021	total	Workers scale
6	300 workers or more	241	252	262	193	187	208	221	213	340	309	200	229	284	230	194	213	223	254	268	278	282	254	361	5,696	300 workers or more
5	100-299	270	327	259	271	220	303	302	315	301	306	183	293	231	234	214	196	214	229	230	257	219	232	291	5,897	100-299
4	50-99	228	228	220	192	195	201	188	199	198	193	136	139	159	147	142	140	127	149	148	146	156	168	193	3,992	50-99
2	10-29	300	290	275	285	279	257	218	247	212	204	146	163	154	168	118	145	141	146	136	158	163	129	167	4,501	10-29
3	30-49	206	232	195	153	173	168	160	186	145	146	95	97	114	97	108	114	90	124	122	101	94	118	107	3,145	30-49
1	9 workers or less	199	224	212	207	208	223	182	169	151	127	84	90	86	72	89	84	82	74	73	80	58	71	80	2,925	9 workers or less
	total	1,444	1,553	1,423	1,301	1,262	1,360	1,271	1,329	1,347	1,285	844	1,011	1,028	948	865	892	877	976	977	1,020	972	972	1,199	26,156	total

Transition of fatal and non-fatal accidents in months in code no. 0114 electrical equipment products (1999-2021)

code	Month	1999	2000	2001	2002	2003	2004	2005	2006	2007	2008	2009	2010	2011	2012	2013	2014	2015	2016	2017	2018	2019	2020	2021	total	Month
8	August	122	119	82	113	112	103	101	95	111	100	60	86	82	73	83	58	61	87	76	71	86	90	138	2,109	August
1	January	117	133	149	107	141	126	128	127	149	108	92	82	84	94	89	75	82	98	87	110	80	85	119	2,462	January
3	March	123	140	150	117	112	120	141	102	118	118	77	72	108	93	72	75	97	79	87	87	86	76	117	2,367	March
11	November	120	121	91	105	93	104	101	91	87	81	71	116	82	72	66	75	63	83	83	86	66	64	106	2,027	November
5	May	102	128	118	102	103	113	88	104	124	106	58	74	69	71	56	79	66	72	80	82	80	69	105	2,049	May
4	April	117	108	114	107	88	120	90	106	100	117	72	79	72	72	64	70	62	103	61	67	86	76	104	2,055	April
7	July	128	121	133	115	97	137	110	117	122	108	80	88	93	85	85	72	94	79	82	90	91	96	92	2,315	July
6	June	129	137	118	99	111	120	115	117	116	106	56	88	94	80	67	86	71	82	93	103	77	76	90	2,231	June
12	December	118	128	104	105	98	81	104	97	94	93	58	74	90	66	73	68	53	61	79	69	75	88	89	1,965	December
9	September	122	133	107	106	84	113	98	116	105	107	77	91	79	73	63	75	71	76	74	90	70	76	82	2,088	September
2	February	128	137	145	101	100	103	99	141	112	141	71	74	96	86	68	90	81	81	92	93	105	94	79	2,317	February

10	October	118	148	112	124	123	120	96	116	109	100	72	87	79	83	79	69	76	75	83	72	70	82	78	2,171	October
	total	1,444	1,553	1,423	1,301	1,262	1,360	1,271	1,329	1,347	1,285	844	1,011	1,028	948	865	892	877	976	977	1,020	972	972	1,199	26,156	total

Transition of fatal and non-fatal accidents in prefectures in code no. 0114 electrical equipment products (1999-2021)

code	Prefecture	1999	2000	2001	2002	2003	2004	2005	2006	2007	2008	2009	2010	2011	2012	2013	2014	2015	2016	2017	2018	2019	2020	2021	total	Prefecture
24	Mie	45	53	43		55		64	56	58	49	31	77	36	39	28	34	37	28	32	33	31	22	74	925	Mie
20	Nagano	72	59	60		60		30	53	61	42	32	49	48	38	55	39	35	31	60	52	55	43	66	1,040	Nagano
23	Aichi	53	66	67		55		71	64	71	62	38	43	47	52	47	55	47	39	67	48	48	51	58	1,149	Aichi
27	Osaka	121	121	96		87		72	105	86	83	48	65	60	47	47	47	70	41	47	63	61	65	57	1,489	Osaka
22	Shizuoka	56	78	62		61		62	75	77	76	38	51	56	52	27	42	55	52	56	50	61	51	55	1,193	Shizuoka
10	Gunma	68	72	66		75		45	36	49	38	16	41	34	33	22	51	40	35	36	36	30	31	54	908	Gunma
28	Hyogo	55	67	80		65		82	79	91	71	59	59	51	60	62	50	66	64	47	55	57	46	53	1,319	Hyogo
14	Kanagawa	92	107	78		68		58	61	67	90	60	49	46	49	42	40	37	44	49	53	45	33	53	1,221	Kanagawa
15	Niigata	51	48	41		31		37	35	48	39	31	25	30	29	32	26	30	34	39	36	32	24	44	742	Niigata
25	Shiga	38	53	43		48		40	43	49	51	24	36	36	24	33	39	30	41	28	38	30	25	40	789	Shiga
4	Miyagi	29	32	20		22		30	37	18	34	16	22	28	16	26	11	22	31	27	20	27	19	38	525	Miyagi
13	Tokyo	69	72	56		49		54	61	42	50	29	28	31	24	29	23	26	28	18	36	26	25	36	812	Tokyo
8	Ibaraki	49	51	44		31		33	52	39	54	31	26	46	41	35	27	28	34	31	39	29	32	36	788	Ibaraki
11	Saitama	62	52	66		63		57	54	54	52	40	47	44	37	35	41	28	37	41	39	47	44	35	975	Saitama
7	Fukushima	48	43	41		44		45	31	43	34	27	38	34	37	35	31	22	35	30	32	37	22	35	744	Fukushima
21	Gifu	38	36	36		16		33	22	24	22	7	19	23	23	17	20	14	21	26	24	24	33	34	512	Gifu
34	Hiroshima	13	22	23		24		23	22	25	9	19	14	17	24	10	10	9	13	15	22	16	16	34	380	Hiroshima
40	Fukuoka	27	47	47		37		39	28	30	60	27	27	35	29	30	24	29	24	24	27	26	36	33	686	Fukuoka
46	Kagoshima	21	17	24		22		20	11	13	16	11	16	12	7	13	10	9	13	7	8	11	20	32	313	Kagoshima

26	Kyoto	51	42	46		33		23	21	22	29	34	30	21	24	17	14	21	30	27	28	30	25	25	593	Kyoto
6	Yamagata	38	30	25		20		23	32	34	29	16	20	27	26	19	33	26	38	25	35	22	21	19	558	Yamagata
9	Tochigi	20	37	36		32		30	25	20	19	16	12	26	18	21	31	22	23	18	14	22	22	19	483	Tochigi
16	Toyama	13	18	19		18		17	25	23	19	8	12	15	14	9	6	8	11	17	23	16	15	19	325	Toyama
19	Yamanashi	16	33	22		17		14	18	22	16	7	13	10	7	14	13	17	19	14	18	12	15	18	335	Yamanashi
43	Kumamoto	16	17	16		17		19	13	20	17	13	21	20	21	14	11	14	21	12	9	21	16	17	345	Kumamoto
18	Fukui	9	18	17		10		17	23	11	11	7	7	10	10	10	14	7	9	12	28	11	13	17	271	Fukui
30	Wakayama	9	4	9		3		5	8	3	10	2	8	3	5	4	1	3	5	8	4	3	3	17	117	Wakayama
12	Chiba	27	22	23		22		27	27	22	23	20	19	13	22	16	17	13	21	15	13	15	19	16	412	Chiba
3	Iwate	15	21	17		15		20	19	18	14	13	11	17	4	11	11	15	7	11	8	13	15	14	289	Iwate
5	Akita	21	18	19		17		15	17	14	8	7	13	17	8	8	8	7	13	12	15	13	7	14	271	Akita
32	Shimane	7	9	17		13		13	10	11	9	7	14	9	7	8	7	6	7	7	4	4	16	13	198	Shimane
41	Saga	27	9	5		4		16	15	10	7	9	7	8	4	8	2	9	13	9	7	6	9	13	197	Saga
2	Aomori	16	14	10		9		11	17	11	14	5	8	6	7	10	14	2	8	14	11	2	7	12	208	Aomori
33	Okayama	24	23	25		19		17	22	31	18	16	15	19	17	12	11	14	16	18	18	14	22	10	381	Okayama
36	Tokushima	8	15	11		9		10	1	7	2		3	5	6	5	7	4	10	4	4	1	12	10	134	Tokushima
1	Hokkaido	13	18	11		11		14	14	15	8	8	8	14	9	7	11	7	7	4	5	3	10	9	206	Hokkaido
44	Oita	12	14	12		11		12	12	12	4	3	4	3	11	1	6	5	8	4	6	10	9	9	168	Oita
37	Kagawa	8	7	10		8		8	6	5	11	4	6	6	8	6	10	6	10	5	7	6	6	9	152	Kagawa
31	Tottori	10	22	15		12		9	10	9	9	7	10	6	7	6	9	5	8	7	9	3	7	8	188	Tottori
29	Nara	9	9	7		12		6	13	14	14	10	6	6	8	10	3	6	5	12	5	7	6	8	176	Nara
45	Miyazaki	11	9	4		10		6	12	11	6	5	2	8	5	4	3	3	8	8	8	10	3	8	144	Miyazaki
17	Ishikawa	14	17	17		10		21	15	19	20	14	10	18	11	7	16	8	13	13	16	15	21	7	302	Ishikawa
38	Ehime	20	16	14		8		11	8	7	12	11	9	7	7	6	8	2	4	6	4	6	5	7	178	Ehime

42	Nagasaki	12	5	10		2		5	7	17	12	7	6	10	4	4	2	3	6	4	6	10	20	6	158	Nagasaki
35	Yamaguchi	3	4	5		4		1	6	8	4	7	3	4	8	2	3	6	4	8	2	3	6	6	97	Yamaguchi
39	Kochi	7	6	6		3		3	4	1	7	4	2	6	6		1	4	6	2	1		3	1	73	Kochi
47	Okinawa	1		2				3	4	5	1				3	1			1	1	1	1	1	1	26	Okinawa
	total	1,444	1,553	1,423		1,262		1,271	1,329	1,347	1,285	844	1,011	1,028	948	865	892	877	976	977	1,020	972	972	1,199	23,495	total

Data source : https://anzeninfo.mhlw.go.jp/user/anzen/tok/anst00.htm

Return to https://www.jisha.or.jp/english/statistics/202211_23.html