Transition of fatal and non-fatal accidents in each element like as causal agents, type of accidents, etc. in code no. 011401 heavy electrical equipment (1999-2021)

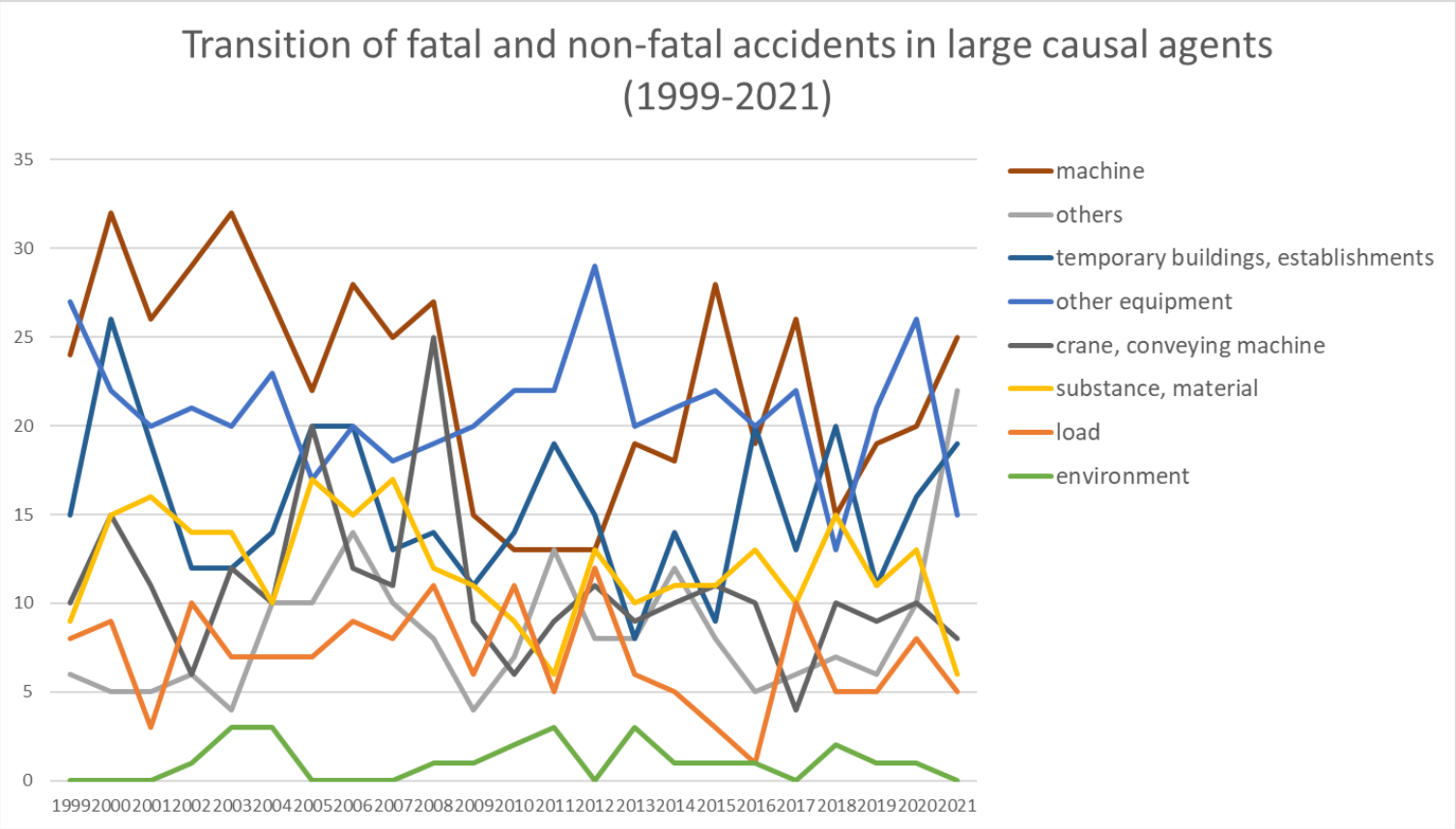

Transition of fatal and non-fatal accidents in large causal agents in code no. 011401 heavy electrical equipment (1999-2021)

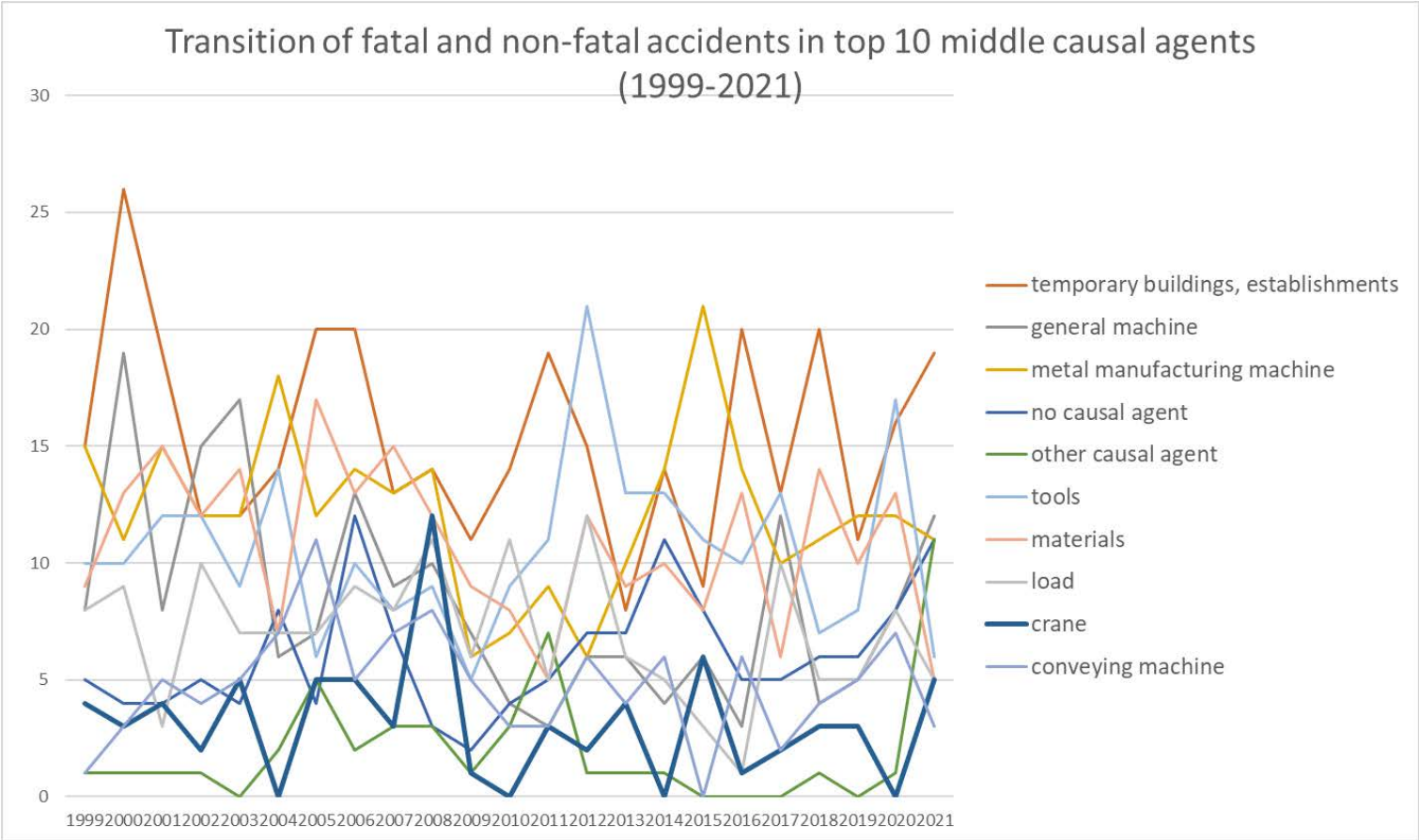

Transition of fatal and non-fatal accidents in middle causal agents in code no. 011401 heavy electrical equipment (1999-2021)

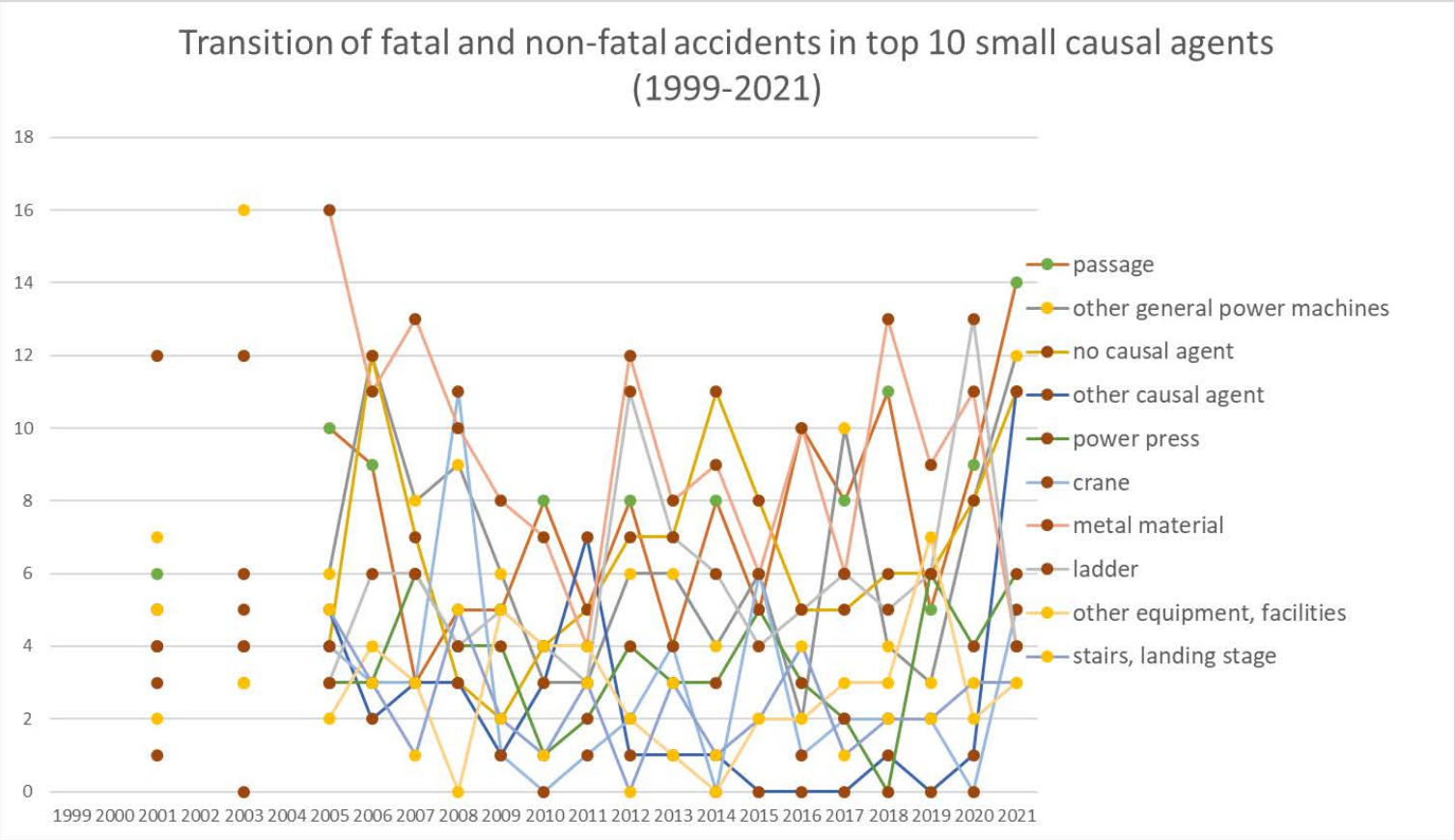

Transition of fatal and non-fatal accidents in small causal agents in code no. 011401 heavy electrical equipment (1999-2021)

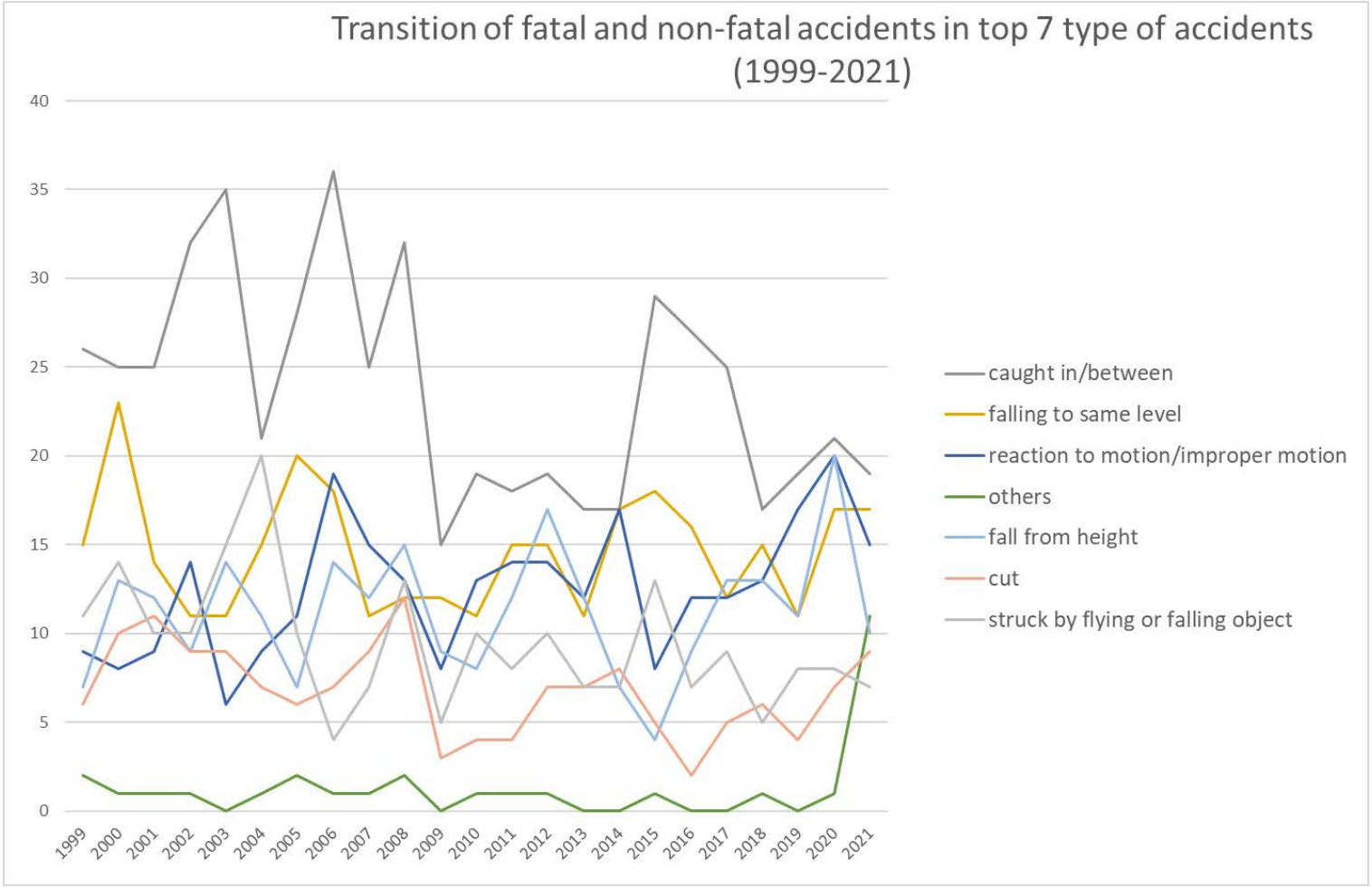

Transition of fatal and non-fatal accidents in type of accidents in code no. 011401 heavy electrical equipment (1999-2021)

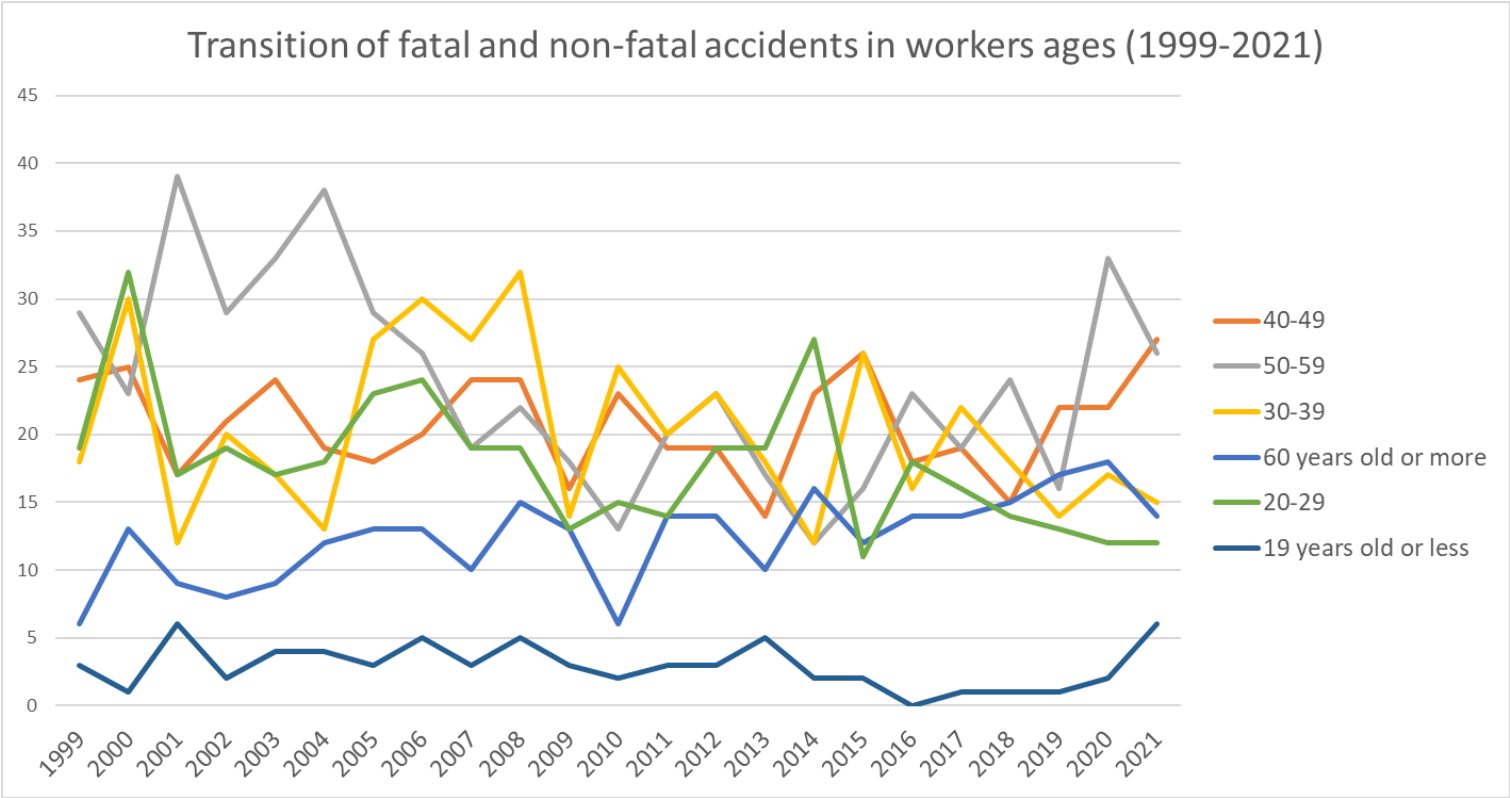

Transition of fatal and non-fatal accidents in workers ages in code no. 011401 heavy electrical equipment (1999-2021)

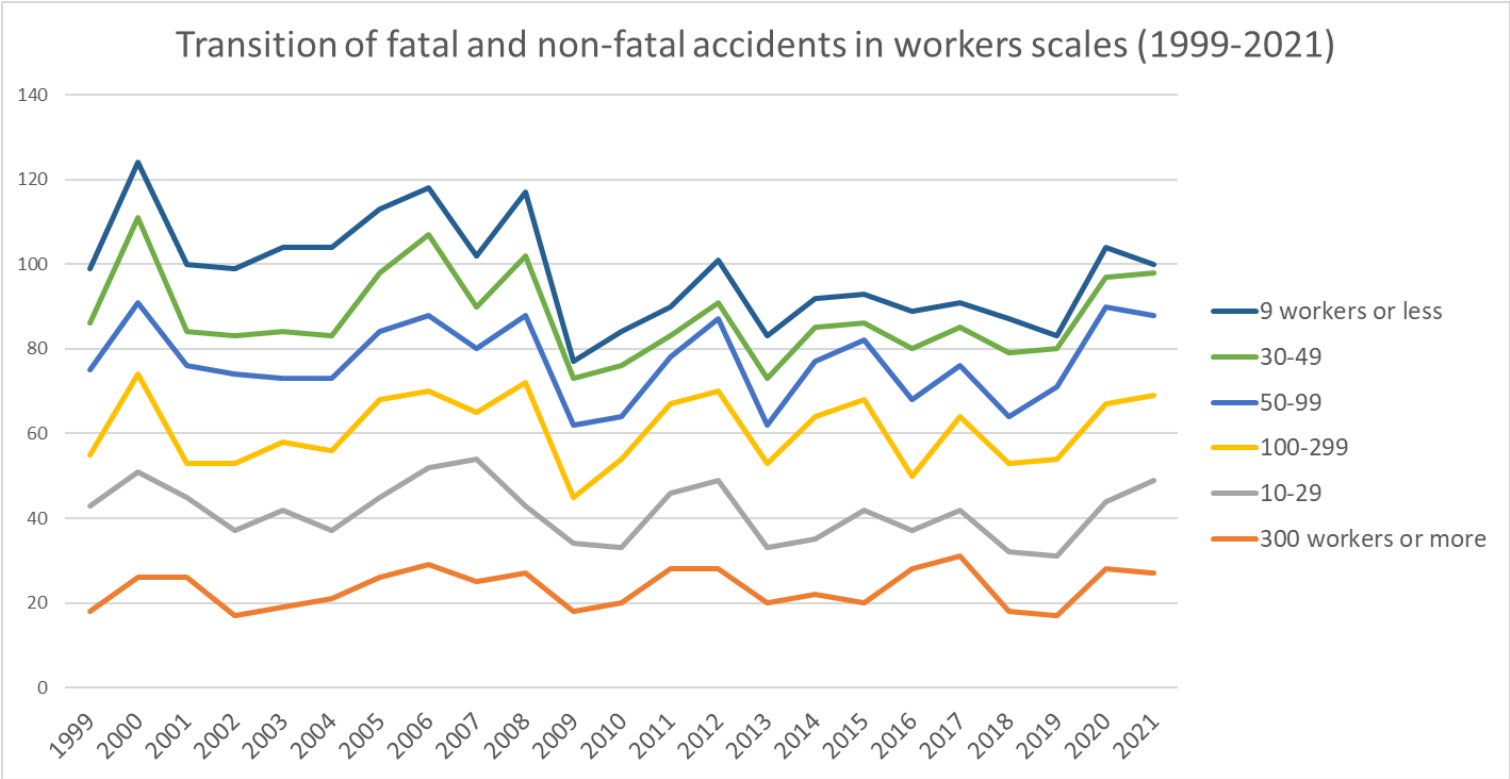

Transition of fatal and non-fatal accidents in workers scales in code no. 011401 heavy electrical equipment (1999-2021)

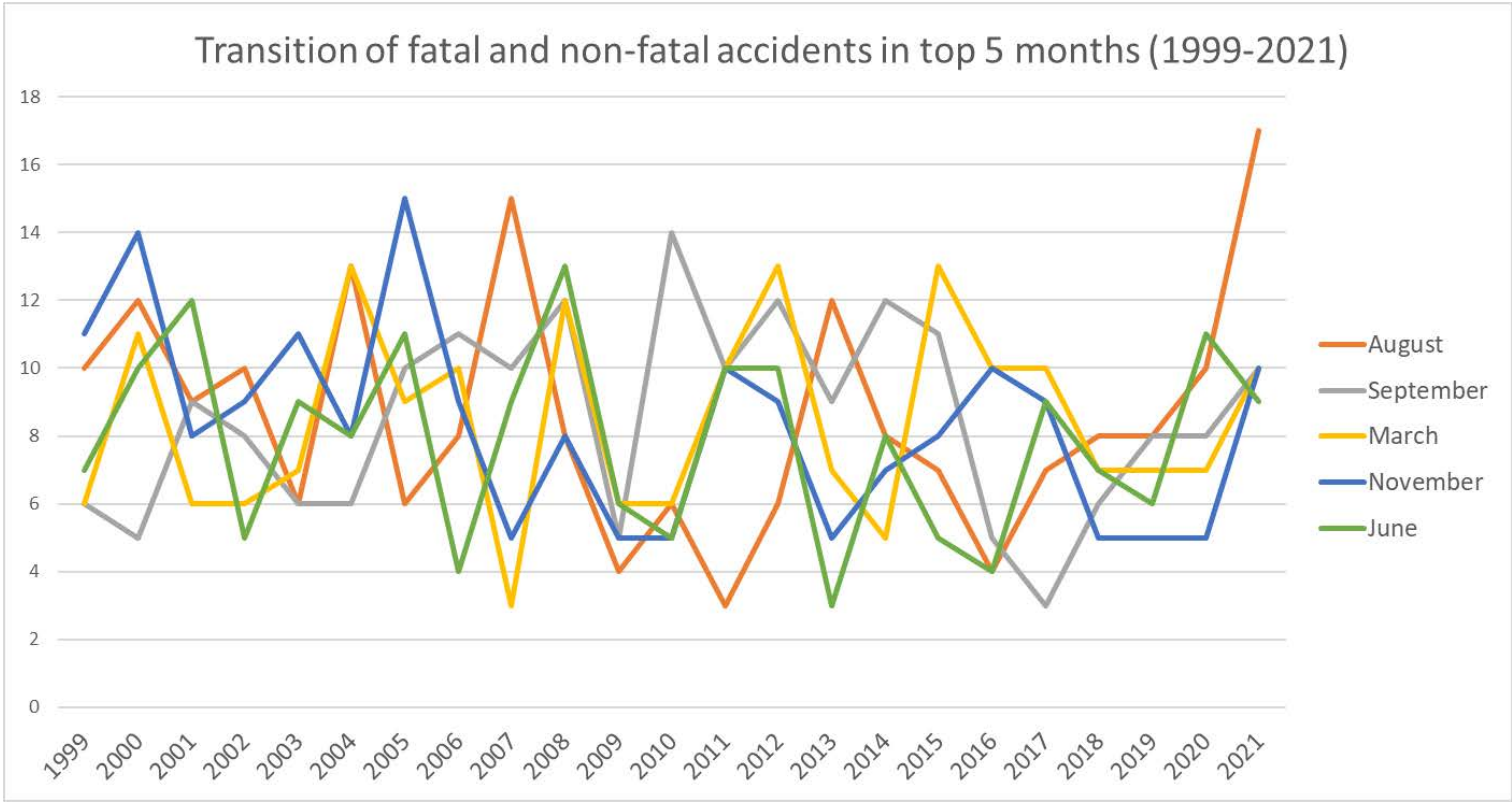

Transition of fatal and non-fatal accidents in months in code no. 011401 heavy electrical equipment (1999-2021)

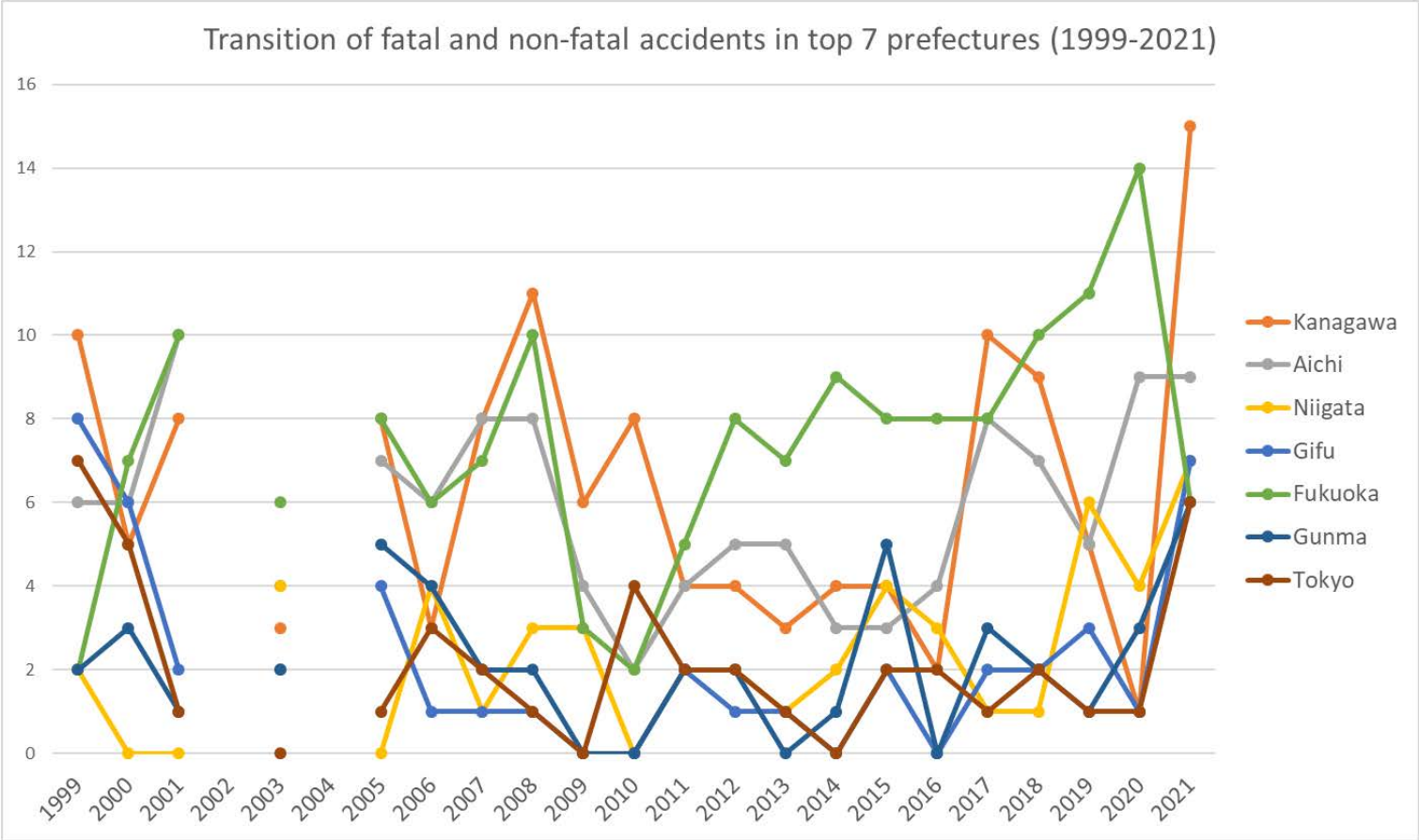

Transition of fatal and non-fatal accidents in prefectures in code no. 011401 heavy electrical equipment (1999-2021)

Transition of fatal and non-fatal accidents in large causal agents in code no. 011401 heavy electrical equipment (1999-2021)

code	Causal (L) agents	1999	2000	2001	2002	2003	2004	2005	2006	2007	2008	2009	2010	2011	2012	2013	2014	2015	2016	2017	2018	2019	2020	2021	total	Causal (L) agents
1	machine	24	32	26	29	32	27	22	28	25	27	15	13	13	13	19	18	28	19	26	15	19	20	25	515	machine
9	others	6	5	5	6	4	10	10	14	10	8	4	7	13	8	8	12	8	5	6	7	6	10	22	194	others
4	temporary buildings, establishments	15	26	19	12	12	14	20	20	13	14	11	14	19	15	8	14	9	20	13	20	11	16	19	354	temporary buildings, establishments

3	other equipment	27	22	20	21	20	23	17	20	18	19	20	22	22	29	20	21	22	20	22	13	21	26	15	480	other equipment
2	crane, conveying machine	10	15	11	6	12	10	20	12	11	25	9	6	9	11	9	10	11	10	4	10	9	10	8	248	crane, conveying machine
5	substance, material	9	15	16	14	14	10	17	15	17	12	11	9	6	13	10	11	11	13	10	15	11	13	6	278	substance, material
6	load	8	9	3	10	7	7	7	9	8	11	6	11	5	12	6	5	3	1	10	5	5	8	5	161	load
7	environment				1	3	3				1	1	2	3		3	1	1	1		2	1	1		24	environment
	total	99	124	100	99	104	104	113	118	102	117	77	84	90	101	83	92	93	89	91	87	83	104	100	2,254	total

Transition of fatal and non-fatal accidents in middle causal agents in code no. 011401 heavy electrical equipment (1999-2021)

code	Causal (M) agents	1999	2000	2001	2002	2003	2004	2005	2006	2007	2008	2009	2010	2011	2012	2013	2014	2015	2016	2017	2018	2019	2020	2021	total	Causal (M) agents
41	temporary buildings, establishments	15	26	19	12	12	14	20	20	13	14	11	14	19	15	8	14	9	20	13	20	11	16	19	354	temporary buildings, establishments
16	general machine	8	19	8	15	17	6	7	13	9	10	7	4	3	6	6	4	6	3	12	4	5	8	12	192	general machine
15	metal manufacturing machine	15	11	15	12	12	18	12	14	13	14	6	7	9	6	10	14	21	14	10	11	12	12	11	279	metal manufacturing machine
92	no causal agent	5	4	4	5	4	8	4	12	7	3	2	4	5	7	7	11	8	5	5	6	6	8	11	141	no causal agent
91	other causal agent	1	1	1	1		2	5	2	3	3	1	3	7	1	1	1				1		1	11	46	other causal

																										agent
37	tools	10	10	12	12	9	14	6	10	8	9	5	9	11	21	13	13	11	10	13	7	8	17	6	244	tools
52	materials	9	13	15	12	14	7	17	13	15	12	9	8	5	12	9	10	8	13	6	14	10	13	5	249	materials
61	load	8	9	3	10	7	7	7	9	8	11	6	11	5	12	6	5	3	1	10	5	5	8	5	161	load
21	crane	4	3	4	2	5		5	5	3	12	1		3	2	4		6	1	2	3	3		5	73	crane
22	conveying machine	1	3	5	4	5	7	11	5	7	8	5	3	3	6	4	6		6	2	4	5	7	3	110	conveying machine
36	human power machine, tools	4	6	4	4	5	5	2	2	3	7	6	7	4	2	3	2	5	4	1	3	3	4	3	89	human power machine, tools
39	other equipments, facilities	6	1	2	1	3	1	2	4	3		5	4	4	2	1		2	2	3	3	7	2	3	61	other equipments, facilities
35	electric equipment	4	3		1	2	1	6	1	1	1	4		2	3	2	3	4	3	3		1	2	2	49	electric equipment
51	hazards, harmful substances		2	1	2		3		2	2		2	1	1	1	1	1	3		4	1	1		1	29	hazards, harmful substances
33	welding equipment	2	1	2	1		2		1	3	1		2	1			3			2				1	22	welding equipment
13	woodworking machine		1	2	1	2		1		2	1	2		1	1	1						2		1	18	woodworking machine
11	engine			1	1		3		1							1				2				1	10	engine
23	vehicle	5	9	2		2	3	4	2	1	5	3	3	3	3	1	4	5	3		3	1	3		65	vehicle
71	natural environment				1	3	3				1	1	2	3		3	1	1	1		2	1	1		24	natural environment

12	power transmission mechanism	1				1		2		1	1		1			1		1	2	2					13	power transmission mechanism
34	kiln, caldron	1			1						1								1			2	1		7	kiln, caldron
99	unclassifiable							1			2	1		1						1			1		7	unclassifiable
31	pressure vessel		1		1	1			1						1										5	pressure vessel
14	construction machine		1								1		1												3	construction machine
32	chemical facilities							1	1							1									3	chemical facilities
17	mobile silviculture machine																									mobile silviculture machine
	total	99	124	100	99	104	104	113	118	102	117	77	84	90	101	83	92	93	89	91	87	83	104	100	2,254	total

Transition of fatal and non-fatal accidents in small causal agents in code no. 011401 heavy electrical equipment (1999-2021)

code	Causal (S) agents	1999	2000	2001	2002	2003	2004	2005	2006	2007	2008	2009	2010	2011	2012	2013	2014	2015	2016	2017	2018	2019	2020	2021	total	Causal (S) agents
417	passage			6		3		10	9	3	5	5	8	5	8	4	8	5	10	8	11	5	9	14	136	passage
169	other general power machines			7		16		6	12	8	9	6	3	3	6	6	4	6	2	10	4	3	8	12	131	other general power machines
921	no causal agent			4		4		4	12	7	3	2	4	5	7	7	11	8	5	5	6	6	8	11	119	no causal agent
911	other causal agent			1				5	2	3	3	1	3	7	1	1	1				1		1	11	41	other causal agent
154	power press			3		4		3	3	6	4	4	1	2	4	3	3	5	3	2		6	4	6	66	power press
211	crane			4		5		4	3	3	11	1		1	2	4		6	1	2	2	2		5	56	crane
521	metal material			12		12		16	11	13	10	8	7	4	12	8	9	6	10	6	13	9	11	4	181	metal material

371	ladder			5		6		3	6	6	4	5	4	3	11	7	6	4	5	6	5	6	13	4	109	ladder
391	other equipment, facilities			2		3		2	4	3		5	4	4	2	1		2	2	3	3	7	2	3	52	other equipment, facilities
413	stairs, landing stage			5		3		5	3	1	5	2	1	3		3	1	2	4	1	2	2	3	3	49	stairs, landing stage
612	machine/equipment as load			1		2		1	2	5	3	2	2		3		2	1	1	1	1	1	3	3	34	machine/equipment as load
611	load			2		5		6	7	3	8	4	9	5	9	6	3	2		9	4	4	5	2	93	load
379	other tools			4		3		1	3	1	5		4	8	9	4	4	6	3	5	2	2	2	2	68	other tools
362	human power hauling equipment			1		3		1	1	2	4	5	5	3	1	1	2	2	4		2	1	3	2	43	human power hauling equipment
152	drill press, milling machine			3		3		3	4	1	1	1	3	2	1	2	2	2	2	2	3			2	37	drill press, milling machine
153	grinding machine, buffing machine			3		1		2	1					1			3	4	2			1	3	2	23	grinding machine, buffing machine
351	transmission					1						2			1					1		1		2	8	transmission
159	other metal manufacturing machines			5		2		1	5	3	4	1	2		1	3	4	9	5	4	2	2	2	1	56	other metal manufacturing machines
221	truck							3		7	3	1	2		2	3	2		2	1	4	3	4	1	38	truck
418	building, establishment			3		1			4	3	2		3	2	1	1	1	1	3	2	2		1	1	31	building, establishment
222	forklift			4		3		5	3		2	2		2	2	1	1		2			2		1	30	forklift
419	other temporary buildings, establishments			2		4			2	1	1		2	3	3				2	1	2	1	1	1	26	other temporary buildings, establishments

364	hand tool			3		2			1	1	3	1	2	1	1	2		2		1	1	2	1	1	25	hand tool
529	other materials			3				1	2	2	1		1	1			1	2	2		1		1	1	19	other materials
224	conveyor					2		2	1		2			1	1		1		2	1			3	1	17	conveyor
519	other hazards, harmful substances			1						1							1	1		3				1	8	other hazards, harmful substances
131	circular sawing machine					1				1	1				1	1						1		1	7	circular sawing machine
111	engine			1					1							1				2				1	6	engine
331	gas welding equipment			1						2										1				1	5	gas welding equipment
231	cars, bus, motorcycle			2		2		4	2	1	5	3	3	3	3	1	4	5	3		3	1	3		48	cars, bus, motorcycle
416	working platform, boot board			2		1		5	2	4	1	3		4	3		4	1		1	3	2	1		37	working platform, boot board
151	lathe					1		1	1	1	4		1	4		1	2	1	1	1	3	2	2		26	lathe
372	slinging tool			3				2	1	1			1		1	2	3	1	2	2			2		21	slinging tool
352	electric power facilities							3	1			1			2	1	2	3	3	1			1		18	electric power facilities
156	shearing machine			1		1		1		2	1					1			1	1	3	1	1		14	shearing machine
359	other electrical equipment					1		3		1	1	1		2		1	1	1		1			1		14	other electrical equipment
121	power transmission mechanism					1		2		1	1		1			1		1	2	2					12	power transmission mechanism
719	other environments					2							1	2		1	1	1	1		1	1			11	other environments

229	other powered conveying machines			1				1	1		1	2	1		1		2								10	other powered conveying machines
514	harmful substance								2			1	1	1	1					1		1			8	harmful substance
522	lumber, bamboo					2					1	1				1			1			1	1		8	lumber, bamboo
715	high/cold temperature environment										1	1	1	1		2					1		1		8	high/cold temperature environment
163	roll machine (except printingroll machine)					1		1			1	1								2		1			7	roll machine (except printingroll machine)
999	unclassifiable							1			2	1		1						1			1		7	unclassifiable
339	other welding equipment			1					1				1				2			1					6	other welding equipment
512	inflammable substance									1		1				1		2			1				6	inflammable substance
332	arc welding equipment									1	1		1	1			1								5	arc welding equipment
139	other woodworking machines			2		1						1													4	other woodworking machines
214	elevator, lift								1		1			1							1				4	elevator, lift
341	kiln, caldron																		1			2	1		4	kiln, caldron
414	opening									1		1		1									1		4	opening
136	chain saw									1		1		1											3	chain saw
212	mobile crane								1					1								1			3	mobile crane
321	chemical facilities							1	1							1									3	chemical facilities

132	band sawing machine							1														1			2	band sawing machine
162	mixer, grinder								1										1						2	mixer, grinder
164	injection molding machine			1									1												2	injection molding machine
312	pressure vessel					1			1																2	pressure vessel
411	scaffolding													1								1			2	scaffolding
415	roof, beam, haze, crossbeam, principal rafter			1															1						2	roof, beam, haze, crossbeam, principal rafter
141	leveling, transporting or loading machine												1												1	leveling, transporting or loading machine
149	other construction machines										1														1	other construction machines
155	forging pressure hammer							1																	1	forging pressure hammer
161	centrifugal machine																					1			1	centrifugal machine
166	printing machine									1															1	printing machine
219	other powered crane							1																	1	other powered crane
319	other pressure vessels														1										1	other pressure vessels
342	industrial dryer										1														1	industrial dryer
	human power																									human power

361	cranes																	1							1	cranes
363	human power machine							1																	1	human power machine
711	natural ground, rock					1																			1	natural ground, rock
133	wood planer machine																									wood planer machine
134	hollow chisel mortiser, wood borer																									hollow chisel mortiser, wood borer
135	chamfering machine, router, woodworking milling machine																									chamfering machine, router, woodworking milling machine
142	excavating machine																									excavating machine
143	foundation work machine																									foundation work machine
144	hardening machine																									hardening machine
145	demolition machine																									demolition machine
146	vehicle for high lift work																									vehicle for high lift work
165	food manufacturing machine																									food manufacturing machine
167	industrial robot																									industrial robot
171	felling machine																									felling machine

172	mobile logging machine																									mobile logging machine
173	skyline yarding machine																									skyline yarding machine
179	other mobile silviculture machine																									other mobile silviculture machine
213	derrick crane																									derrick crane
215	cargo lifting appliance																									cargo lifting appliance
216	gondola																									gondola
217	lumberyard equipment, logging cableway																									lumberyard equipment, logging cableway
218	simple skyline yarding equipment																									simple skyline yarding equipment
223	railway equipment																									railway equipment
225	loader																									loader
226	straddle carrier																									straddle carrier
227	rough terrain hauler																									rough terrain hauler
232	railway vehicle																									railway vehicle
239	other vehicles																									other vehicles
311	boiler																									boiler
349	other kiln, caldron																									other kiln, caldron
412	timbering																									timbering

511	explosive substance																										explosive substance
513	inflammable gas																										inflammable gas
515	radiation																										radiation
523	stone, sand, substance																										stone, sand, substance
712	standing tree																										standing tree
713	water																										water
714	abnormal environment																										abnormal environment
	total			100		104		113	118	102	117	77	84	90	101	83	92	93	89	91	87	83	104	100	1,828		total

Transition of fatal and non-fatal accidents in type of accidents in code no. 011401 heavy electrical equipment (1999-2021)

code	Type of accidents	1999	2000	2001	2002	2003	2004	2005	2006	2007	2008	2009	2010	2011	2012	2013	2014	2015	2016	2017	2018	2019	2020	2021	total	Type of accidents
07	caught in/between	26	25	25	32	35	21	28	36	25	32	15	19	18	19	17	17	29	27	25	17	19	21	19	547	caught in/between
02	falling to same level	15	23	14	11	11	15	20	18	11	12	12	11	15	15	11	17	18	16	12	15	11	17	17	337	falling to same level
19	reaction to motion/improper motion	9	8	9	14	6	9	11	19	15	13	8	13	14	14	12	17	8	12	12	13	17	20	15	288	reaction to motion/improper motion
90	others	2	1	1	1		1	2	1	1	2		1	1	1			1			1		1	11	29	others
01	fall from height	7	13	12	9	14	11	7	14	12	15	9	8	12	17	12	7	4	9	13	13	11	20	10	259	fall from height
08	cut	6	10	11	9	9	7	6	7	9	12	3	4	4	7	7	8	5	2	5	6	4	7	9	157	cut
04	struck by flying or falling object	11	14	10	10	15	20	10	4	7	13	5	10	8	10	7	7	13	7	9	5	8	8	7	218	struck by flying or falling object

05	collapse	5	6	3	3	3	4	6	4	7	3	3	5	2	1	7	1		4	1	6	1	1	4	80	collapse
06	crashed by	5	4	5	3	2	7	6	5	6	7	4	4	4	2	1	3	4	2	3		7	1	3	88	crashed by
03	crash	2	6	4	1	5		9	3	3	1	6	6	5	8	2	8	2	4	2	4	1	2	2	86	crash
11	contact to high/low-temperature	3	3	2	2	1	4	1	2	3	1	4		2	2	2	3		2	2	3	2	1	1	46	contact to high/low-temperature
13	electric shock	2	2		2	1	1	3	1		1	1		1	2	3	1	3		3			1	1	29	electric shock
12	contact to harmful substance				1		2		2	1			1				1			1		1		1	11	contact to harmful substance
17	traffic accident (public road)	5	8	2		2	2	4	2	2	5	4	2	4	2	1	2	3	4		3		2		59	traffic accident (public road)
16	fire		1									1						2		2	1				7	fire
99	unclassifiable				1							1			1					1			1		5	unclassifiable
09	injury to the sole of the foot			2																			1		3	injury to the sole of the foot
14	explosion	1										1				1									3	explosion
15	burst																	1							1	burst
18	traffic accident (others)																					1			1	traffic accident (others)
10	drown																									drown
	total	99	124	100	99	104	104	113	118	102	117	77	84	90	101	83	92	93	89	91	87	83	104	100	2,254	total

Transition of fatal and non-fatal accidents in workers ages in code no. 011401 heavy electrical equipment (1999-2021)

code	Age	1999	2000	2001	2002	2003	2004	2005	2006	2007	2008	2009	2010	2011	2012	2013	2014	2015	2016	2017	2018	2019	2020	2021	total	Age
4	40-49	24	25	17	21	24	19	18	20	24	24	16	23	19	19	14	23	26	18	19	15	22	22	27	479	40-49
5	50-59	29	23	39	29	33	38	29	26	19	22	18	13	20	23	17	12	16	23	19	24	16	33	26	547	50-59
3	30-39	18	30	12	20	17	13	27	30	27	32	14	25	20	23	18	12	26	16	22	18	14	17	15	466	30-39
6	60 years old or more	6	13	9	8	9	12	13	13	10	15	13	6	14	14	10	16	12	14	14	15	17	18	14	285	60 years old or more
2	20-29	19	32	17	19	17	18	23	24	19	19	13	15	14	19	19	27	11	18	16	14	13	12	12	410	20-29
1	19 years old or less	3	1	6	2	4	4	3	5	3	5	3	2	3	3	5	2	2		1	1	1	2	6	67	19 years old or less
	total	99	124	100	99	104	104	113	118	102	117	77	84	90	101	83	92	93	89	91	87	83	104	100	2,254	total

Transition of fatal and non-fatal accidents in workers scales in code no. 011401 heavy electrical equipment (1999-2021)

code	Workers scale	1999	2000	2001	2002	2003	2004	2005	2006	2007	2008	2009	2010	2011	2012	2013	2014	2015	2016	2017	2018	2019	2020	2021	total	Workers scale
6	300 workers or more	18	26	26	17	19	21	26	29	25	27	18	20	28	28	20	22	20	28	31	18	17	28	27	539	300 workers or more
2	10-29	25	25	19	20	23	16	19	23	29	16	16	13	18	21	13	13	22	9	11	14	14	16	22	417	10-29
5	100-299	12	23	8	16	16	19	23	18	11	29	11	21	21	21	20	29	26	13	22	21	23	23	20	446	100-299
4	50-99	20	17	23	21	15	17	16	18	15	16	17	10	11	17	9	13	14	18	12	11	17	23	19	369	50-99
3	30-49	11	20	8	9	11	10	14	19	10	14	11	12	5	4	11	8	4	12	9	15	9	7	10	243	30-49
1	9 workers or less	13	13	16	16	20	21	15	11	12	15	4	8	7	10	10	7	7	9	6	8	3	7	2	240	9 workers or less
	total	99	124	100	99	104	104	113	118	102	117	77	84	90	101	83	92	93	89	91	87	83	104	100	2,254	total

Transition of fatal and non-fatal accidents in months in code no. 011401 heavy electrical equipment (1999-2021)

code	Month	1999	2000	2001	2002	2003	2004	2005	2006	2007	2008	2009	2010	2011	2012	2013	2014	2015	2016	2017	2018	2019	2020	2021	total	Month
8	August	10	12	9	10	6	13	6	8	15	8	4	6	3	6	12	8	7	4	7	8	8	10	17	197	August

9	September	6	5	9	8	6	6	10	11	10	12	5	14	10	12	9	12	11	5	3	6	8	8	10	196	September
3	March	6	11	6	6	7	13	9	10	3	12	6	6	10	13	7	5	13	10	10	7	7	7	10	194	March
11	November	11	14	8	9	11	8	15	9	5	8	5	5	10	9	5	7	8	10	9	5	5	5	10	191	November
6	June	7	10	12	5	9	8	11	4	9	13	6	5	10	10	3	8	5	4	9	7	6	11	9	181	June
4	April	7	13	13	9	8	8	5	5	6	12	12	6	5	4	4	7	6	7	9	6	8	6	9	175	April
1	January	7	11	6	6	15	10	10	10	12	4	9	6	5	13	6	8	6	6	7	10	6	10	8	191	January
5	May	7	12	5	12	6	10	10	6	8	5	7	10	7	10	3	4	7	11	5	10	8	6	7	176	May
12	December	7	9	7	7	3	6	9	11	12	10	3	5	4	4	9	4	10	8	6	5	2	11	7	159	December
10	October	11	8	8	10	8	4	10	20	4	13	10	9	10	7	10	9	4	5	9	8	3	7	6	193	October
7	July	13	5	5	7	13	6	8	11	8	8	4	7	6	8	6	11	9	9	7	11	12	12	4	190	July
2	February	7	14	12	10	12	12	10	13	10	12	6	5	10	5	9	9	7	10	10	4	10	11	3	211	February
	total	99	124	100	99	104	104	113	118	102	117	77	84	90	101	83	92	93	89	91	87	83	104	100	2,254	total

Transition of fatal and non-fatal accidents in prefectures in code no. 011401 heavy electrical equipment (1999-2021)

code	Prefecture	1999	2000	2001	2002	2003	2004	2005	2006	2007	2008	2009	2010	2011	2012	2013	2014	2015	2016	2017	2018	2019	2020	2021	total	Prefecture
14	Kanagawa	10	5	8		3		8	3	8	11	6	8	4	4	3	4	4	2	10	9	5	1	15	131	Kanagawa
23	Aichi	6	6	10		4		7	6	8	8	4	2	4	5	5	3	3	4	8	7	5	9	9	123	Aichi
15	Niigata	2				4			4	1	3	3		2	2	1	2	4	3	1	1	6	4	7	50	Niigata
21	Gifu	8	6	2		2		4	1	1	1			2	1	1		2		2	2	3	1	7	46	Gifu
40	Fukuoka	2	7	10		6		8	6	7	10	3	2	5	8	7	9	8	8	8	10	11	14	6	155	Fukuoka
10	Gunma	2	3	1		2		5	4	2	2			2	2		1	5		3	2	1	3	6	46	Gunma
13	Tokyo	7	5	1				1	3	2	1		4	2	2	1		2	2	1	2	1	1	6	44	Tokyo
22	Shizuoka	3	2	8		6		4	6	9	2	4	6	3	7	1	4	7	10	10	6	2	6	4	110	Shizuoka
19	Yamanashi	2	11			10		4	7	4	4		2	2		4	5	2	1			1	3	4	66	Yamanashi

38	Ehime	2	2	1				1		3	2		2			3	4			2	1	3	1	4	31	Ehime
27	Osaka	4	2	1		8		10	13	3	8	6	8	7	5	5	8	6	4	4	3	7	7	3	122	Osaka
28	Hyogo	5	8	10		4		8	4	1	6	4	4	6	10	5	5	9	8	3	5	2	3	3	113	Hyogo
24	Mie	4	7	4		5		4	7	1	7		1	5	2	1	2	2	3	2	2		3	3	65	Mie
42	Nagasaki	1	1	3				2	2	5	4	2	3	2		1	1		2	1	1	4	3	3	41	Nagasaki
34	Hiroshima	2	3			5		3	3	7	2	4	4	5	7	3	4	3	3	3	3	7	5	2	78	Hiroshima
11	Saitama	2	3	8		5		3	6	4	1	3	2		1	4	2	1	4	1	3	2	2	2	59	Saitama
6	Yamagata	1	2	3		1		2	3	2	1	4	3	3	2	2	5	3		2	2		1	2	44	Yamagata
1	Hokkaido	1	3	1					1	3		2		1			1		1		2	2	2	2	22	Hokkaido
26	Kyoto	7	7	5		8		5	5	3	6	6	3		5	2		3	5	3	4	1	4	1	83	Kyoto
7	Fukushima	1		2		5		2	1	3	5	3	9	5	8	8	8	3	2	1	3	2	2	1	74	Fukushima
9	Tochigi		1			1		4	2	1	2	3	1	1	3		2	2	2	2	2	1	3	1	34	Tochigi
25	Shiga	2	5	2		2		1	1	2	4			1	1		1	2	1			1	1	1	28	Shiga
35	Yamaguchi		1			1			1	2	1	3	1	1	2	1	1	3	2	6		1		1	28	Yamaguchi
37	Kagawa	3	2	1		2				1	1					1	1	3	3			1	5	1	25	Kagawa
18	Fukui		1					2	1		1		1			1		1	1		3	3		1	16	Fukui
47	Okinawa	1		1				1	1	3					3	1				1		1		1	14	Okinawa
31	Tottori	1	3			1			1					1			1	1		1			1	1	12	Tottori
45	Miyazaki		1			2						1	1	1	1			1						1	9	Miyazaki
46	Kagoshima	1	1	3		1		1														1		1	9	Kagoshima
3	Iwate							1			1	1		1										1	5	Iwate
8	Ibaraki	7	9	4		3		4	8	5	7	5	3	8	7	9	8	4	5	3	2	2	4		107	Ibaraki
17	Ishikawa	3	3	2				3	4	3	5	2	1	3	3	3	4		2	2	2	3	3		51	Ishikawa

12	Chiba	4	5	2		3		2	1	1	1	2	1	1	2	3	2	2	4	2	2	1			41	Chiba
20	Nagano		3	3		4		3	1	1		1	3				1			1	3		2		26	Nagano
33	Okayama		1			1		3	2	1	1	1		3	2	1	1	2		1		1	3		24	Okayama
16	Toyama		1	1		1			3		4			1	1	2			1	3	2		2		22	Toyama
41	Saga	1				1		2	1		1		1	1	2	1		1	2	2	1	1	2		20	Saga
4	Miyagi	1	1						4	1	1		3	2		1				2	1		1		18	Miyagi
43	Kumamoto	1	1			1		1			1		2	2	2	1			3				2		17	Kumamoto
2	Aomori								2	1			1	1		1	1				1				8	Aomori
36	Tokushima		2			1		2		1								2							8	Tokushima
44	Oita					1		1		1	1	1		1			1	1							8	Oita
30	Wakayama	1		2				1					1					1	1						7	Wakayama
32	Shimane										1	3	1	1	1										7	Shimane
5	Akita	1																				1			2	Akita
29	Nara									1															1	Nara
39	Kochi			1																					1	Kochi
	total	99	124	100		104		113	118	102	117	77	84	90	101	83	92	93	89	91	87	83	104	100	2,051	total

Data source : https://anzeninfo.mhlw.go.jp/user/anzen/tok/anst00.htm

Return to https://www.jisha.or.jp/english/statistics/202211_23.html