Transition of fatal and non-fatal accidents in each element like as causal agents, type of accidents, etc. in code no. 011502 auto mobile products (1999-2021)

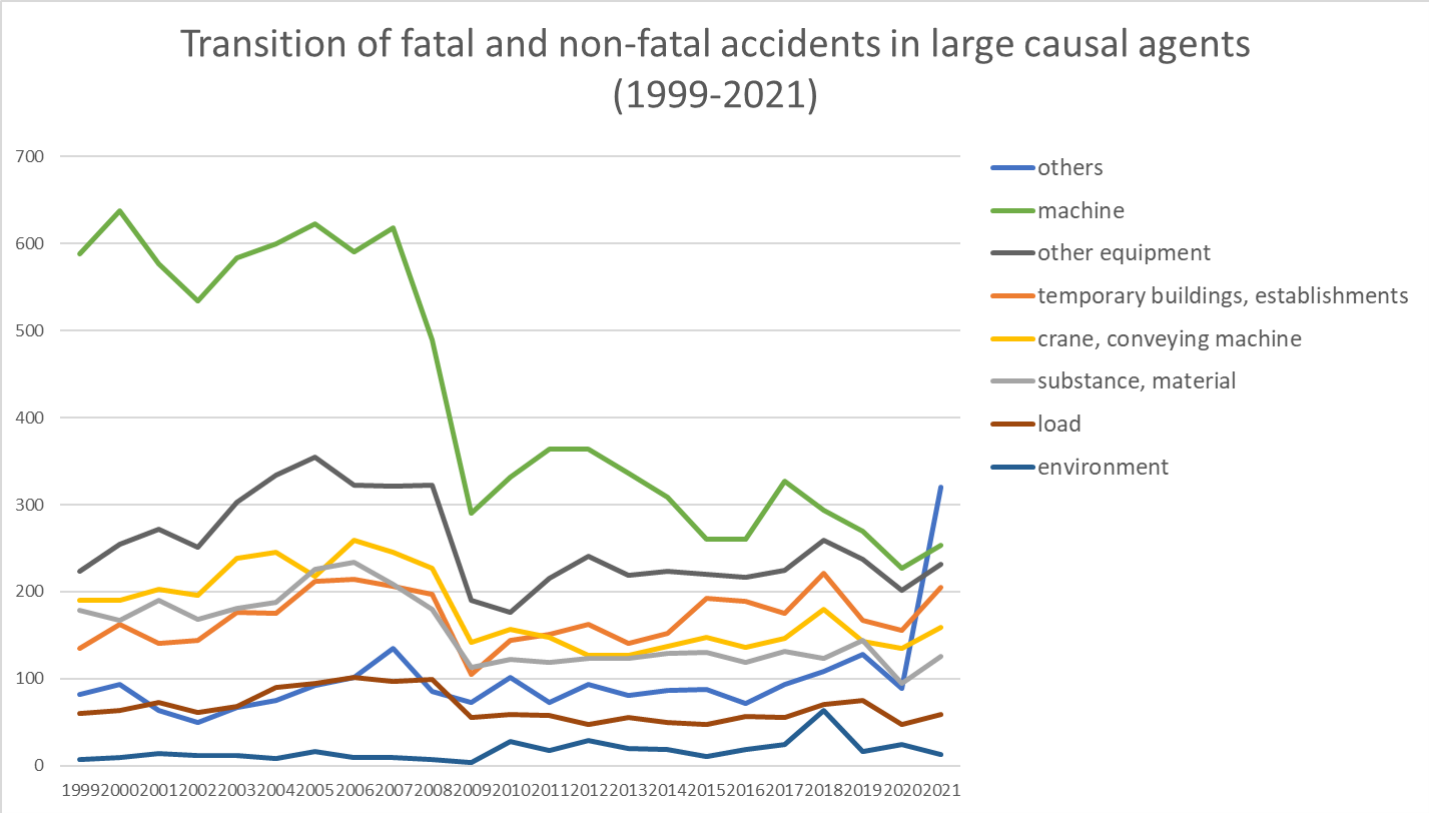

Transition of fatal and non-fatal accidents in large causal agents in code no. 011502 auto mobile products (1999-2021)

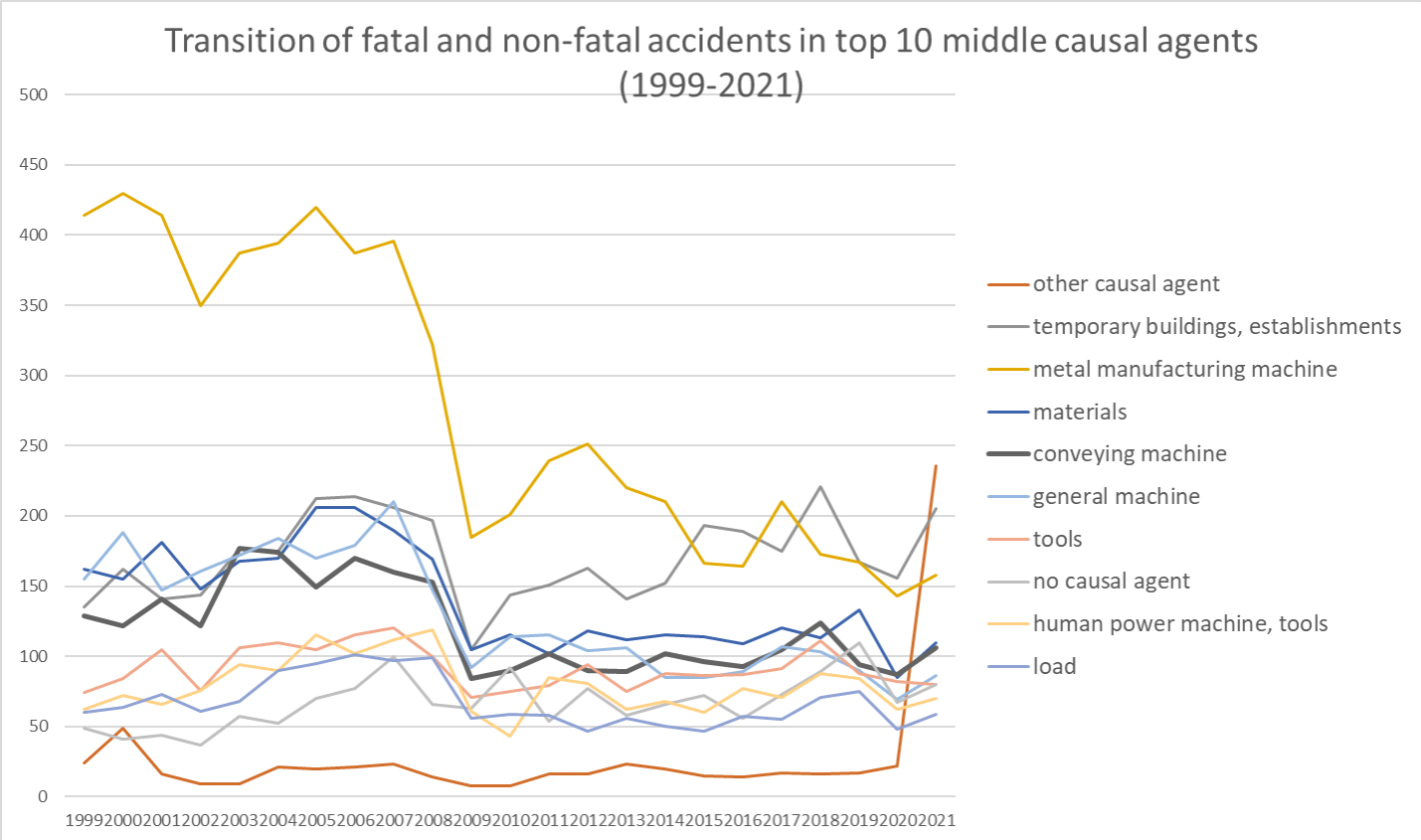

Transition of fatal and non-fatal accidents in middle causal agents in code no. 011502 auto mobile products (1999-2021)

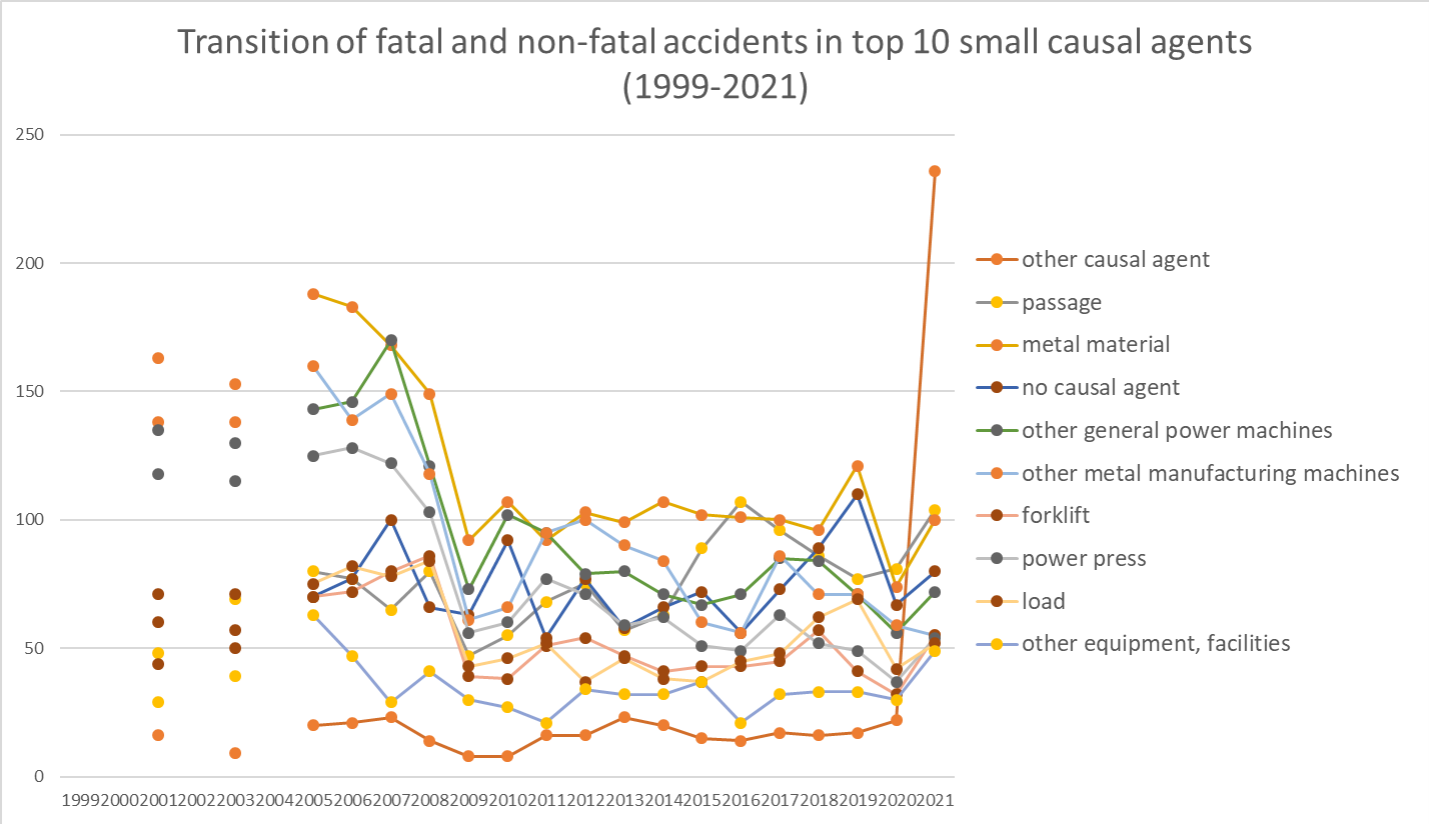

Transition of fatal and non-fatal accidents in small causal agents in code no. 011502 auto mobile products (1999-2021)

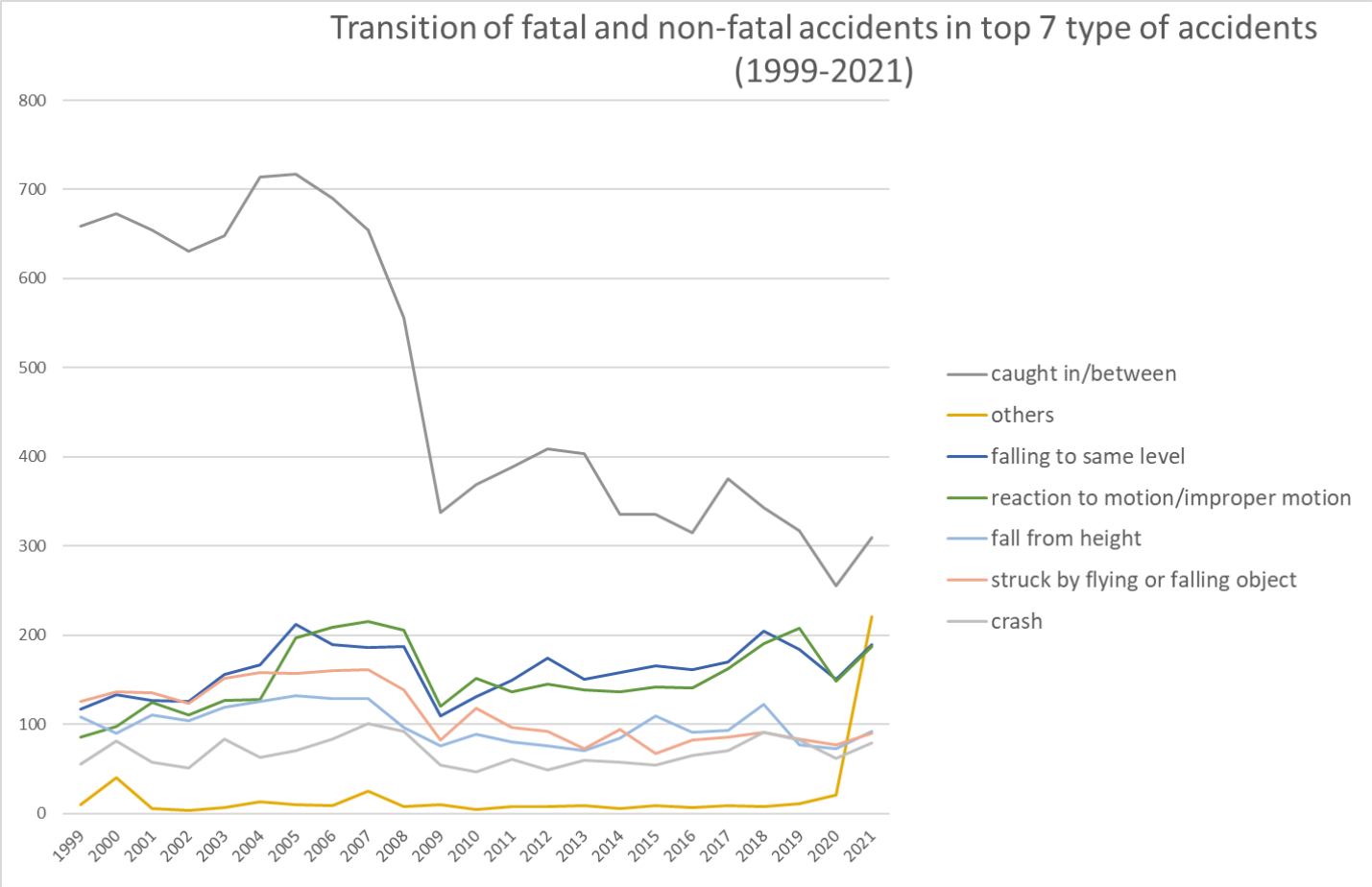

Transition of fatal and non-fatal accidents in type of accidents in code no. 011502 auto mobile products (1999-2021)

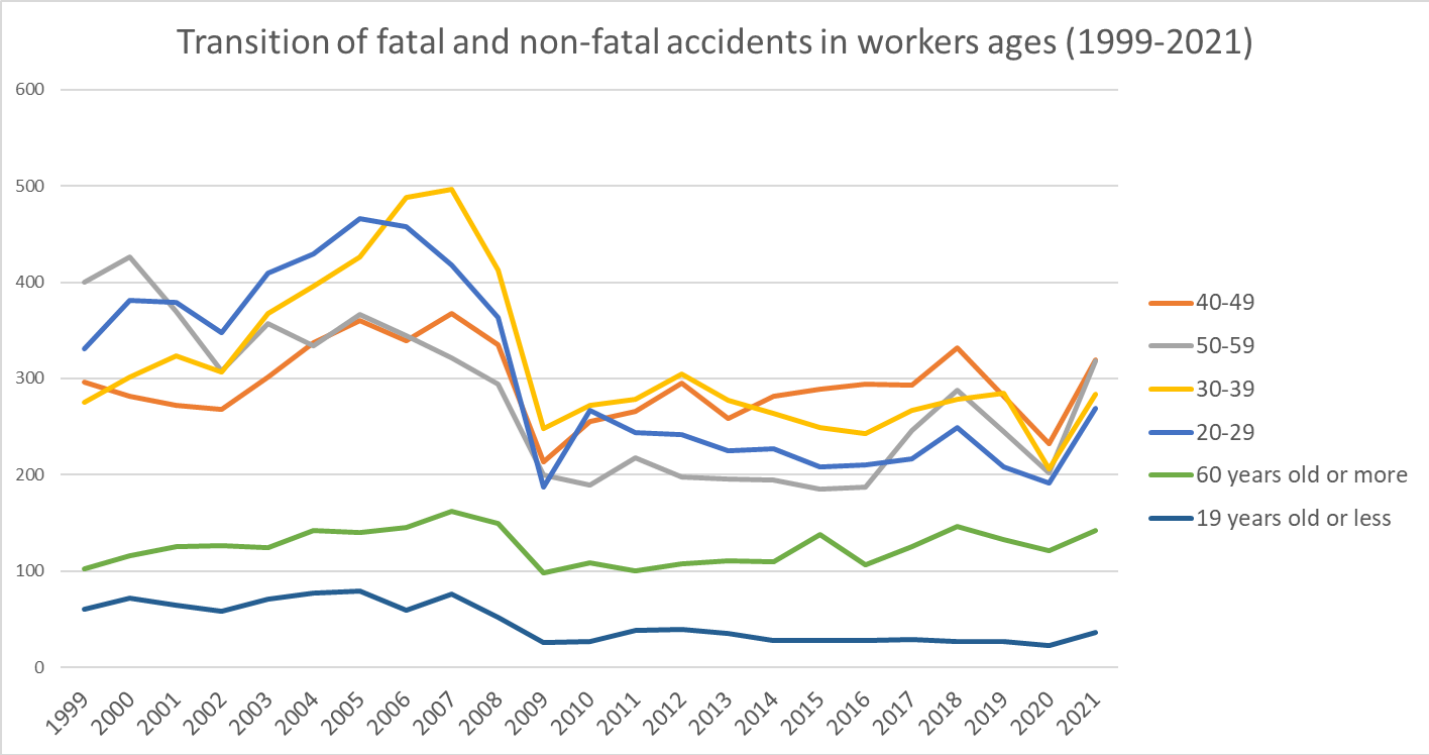

Transition of fatal and non-fatal accidents in workers ages in code no. 011502 auto mobile products (1999-2021)

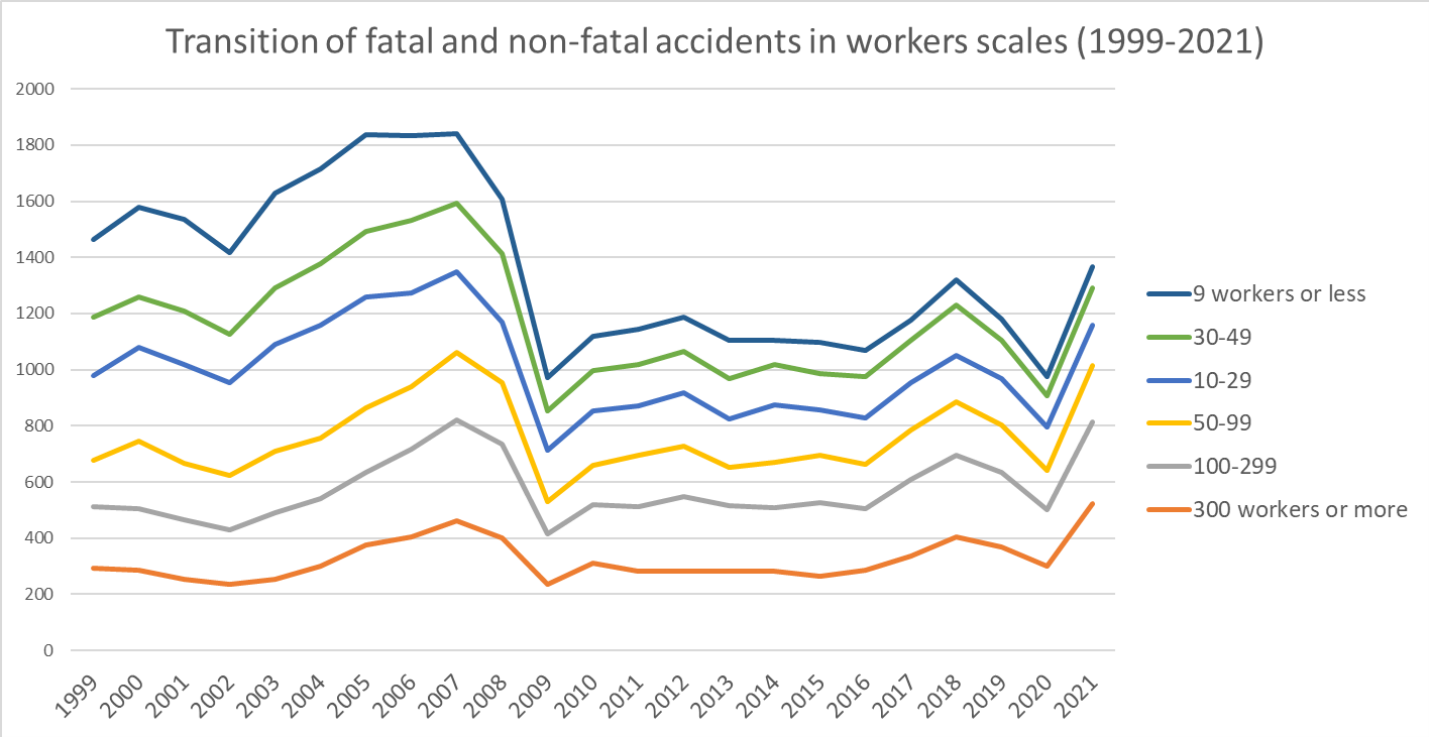

Transition of fatal and non-fatal accidents in workers scales in code no. 011502 auto mobile products (1999-2021)

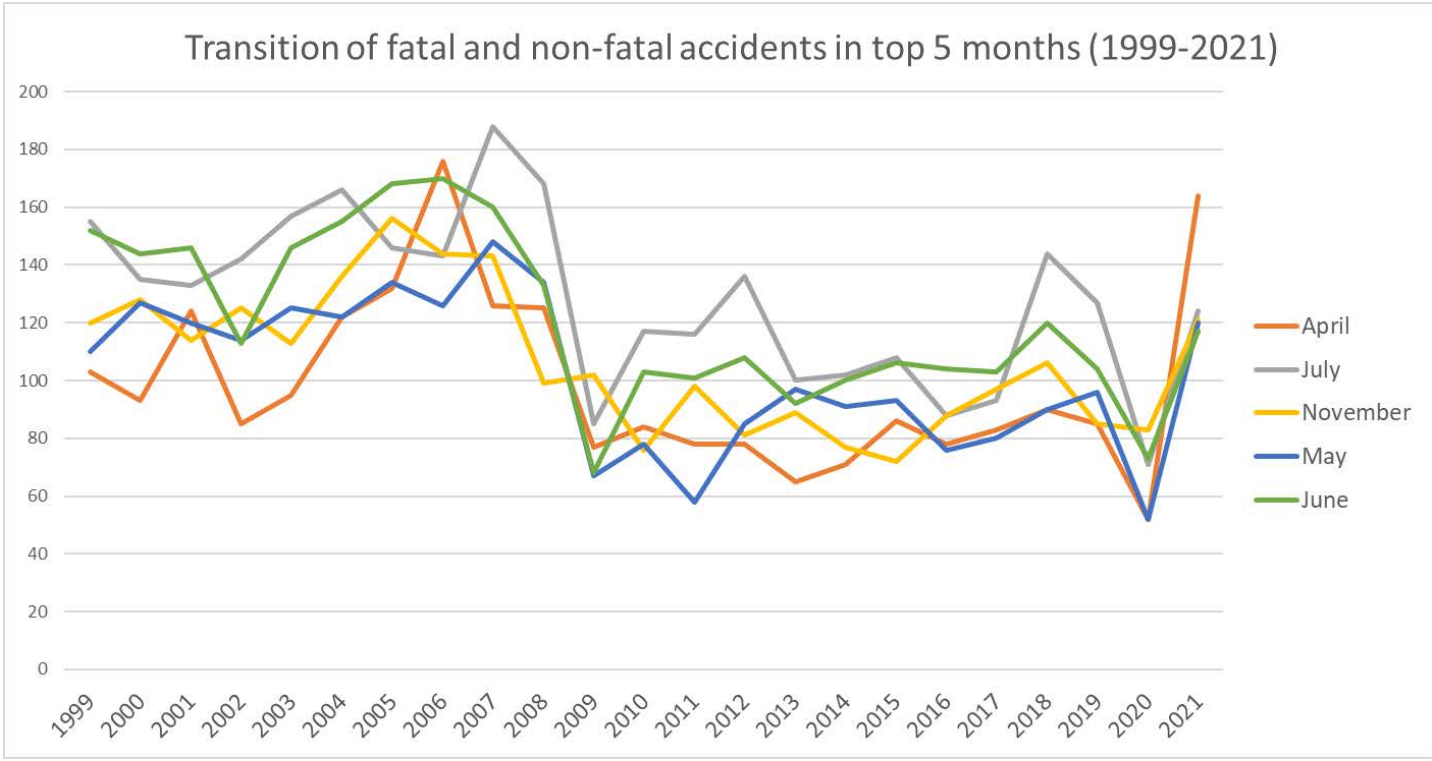

Transition of fatal and non-fatal accidents in months in code no. 011502 auto mobile products (1999-2021)

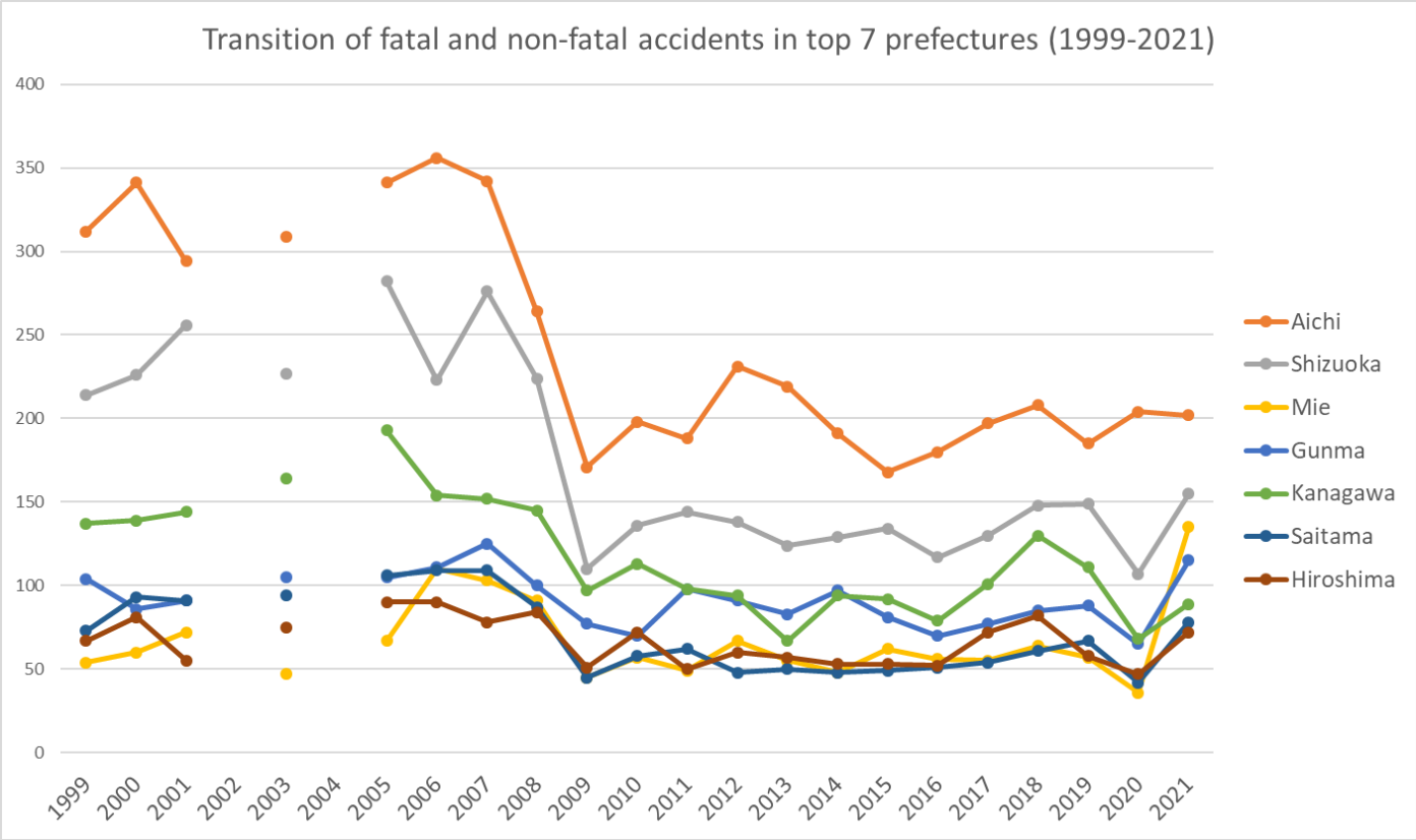

Transition of fatal and non-fatal accidents in prefectures in code no. 011502 auto mobile products (1999-2021)

Transition of fatal and non-fatal accidents in large causal agents in code no. 011502 auto mobile products (1999-2021)

code	Causal (L) agents	1999	2000	2001	2002	2003	2004	2005	2006	2007	2008	2009	2010	2011	2012	2013	2014	2015	2016	2017	2018	2019	2020	2021	total	Causal (L) agents
9	others	82	93	64	50	67	75	92	101	135	86	73	101	73	94	81	87	88	72	93	109	128	89	320	2,253	others
1	machine	588	638	577	534	584	600	623	591	618	489	290	332	364	364	336	309	260	260	327	294	270	227	254	9,729	machine
3	other equipment	223	255	272	251	303	334	355	323	321	322	190	176	216	241	219	223	220	217	225	259	237	202	232	5,816	other equipment
4	temporary buildings, establishments	135	162	141	144	176	175	212	214	206	197	105	144	151	163	141	152	193	189	175	221	167	156	205	3,924	temporary buildings,

																										establishments
2	crane, conveying machine	190	190	203	196	239	245	218	259	245	227	142	157	147	127	127	137	148	136	146	180	143	135	159	4,096	crane, conveying machine
5	substance, material	179	167	190	168	181	188	226	234	209	180	113	122	119	123	123	129	130	119	132	123	144	95	126	3,520	substance, material
6	load	60	64	73	61	68	90	95	101	97	99	56	59	58	47	56	50	47	57	55	71	75	48	59	1,546	load
7	environment	7	9	14	12	12	8	16	10	10	7	4	28	17	29	20	19	11	19	24	63	16	24	13	392	environment
	total	1,464	1,578	1,534	1,416	1,630	1,715	1,837	1,833	1,841	1,607	973	1,119	1,145	1,188	1,103	1,106	1,097	1,069	1,177	1,320	1,180	976	1,368	31,276	total

Transition of fatal and non-fatal accidents in middle causal agents in code no. 011502 auto mobile products (1999-2021)

code	Causal (M) agents	1999	2000	2001	2002	2003	2004	2005	2006	2007	2008	2009	2010	2011	2012	2013	2014	2015	2016	2017	2018	2019	2020	2021	total	Causal (M) agents
91	other causal agent	24	49	16	9	9	21	20	21	23	14	8	8	16	16	23	20	15	14	17	16	17	22	236	634	other causal agent
41	temporary buildings, establishments	135	162	141	144	176	175	212	214	206	197	105	144	151	163	141	152	193	189	175	221	167	156	205	3,924	temporary buildings, establishments
15	metal manufacturing machine	414	430	414	350	387	394	420	387	396	322	185	201	239	251	220	210	166	164	210	173	167	143	158	6,401	metal manufacturing machine
52	materials	162	155	181	148	168	170	206	206	190	169	105	115	102	118	112	115	114	109	120	113	133	85	110	3,206	materials
22	conveying machine	129	122	141	122	177	174	149	170	160	153	84	90	102	90	89	102	96	93	105	124	94	87	106	2,759	conveying machine
16	general machine	155	188	147	161	172	184	170	179	210	147	92	114	115	104	106	85	85	89	107	103	90	69	86	2,958	general machine
37	tools	74	84	105	76	106	110	105	115	120	100	71	75	79	94	75	88	86	87	91	111	88	82	80	2,102	tools

92	no causal agent	49	41	44	37	57	52	70	77	100	66	63	92	54	77	58	66	72	56	73	89	110	67	80	1,550	no causal agent
36	human power machine, tools	62	72	66	76	94	90	115	102	112	119	61	43	85	81	62	68	60	77	71	88	84	62	70	1,820	human power machine, tools
61	load	60	64	73	61	68	90	95	101	97	99	56	59	58	47	56	50	47	57	55	71	75	48	59	1,546	load
39	other equipments, facilities	27	29	29	34	39	50	63	47	29	41	30	27	21	34	32	32	37	21	32	33	33	30	49	799	other equipments, facilities
21	crane	26	35	26	41	26	38	34	46	38	35	25	29	24	25	18	25	27	15	21	21	16	18	28	637	crane
23	vehicle	35	33	36	33	36	33	35	43	47	39	33	38	21	12	20	10	25	28	20	35	33	30	25	700	vehicle
33	welding equipment	53	56	59	55	46	60	61	49	44	45	21	25	23	23	40	24	29	23	24	25	25	17	20	847	welding equipment
51	hazards, harmful substances	17	12	9	20	13	18	20	28	19	11	8	7	17	5	11	14	16	10	12	10	11	10	16	314	hazards, harmful substances
71	natural environment	7	9	14	12	12	8	16	10	10	7	4	28	17	29	20	19	11	19	24	63	16	24	13	392	natural environment
34	kiln, caldron	5	9	7	7	13	13	6	6	9	11	3	3	4	5	7	5	7	5	3	2	6	6	8	150	kiln, caldron
12	power transmission mechanism	11	11	9	13	14	12	20	12	6	15	4	11	6	4	5	10	6	5	7	7	5	7	5	205	power transmission mechanism
13	woodworking machine	7	8	5	9	8	6	11	10	6	3	6	4	3	4	3	3	2	1	3	6	7	8	5	128	woodworking machine
99	unclassifiable	9	3	4	4	1	2	2	3	12	6	2	1	3	1		1	1	2	3	4	1		4	69	unclassifiable
35	electric equipment	2	2	6	1	2	5	3	2	3	4	1	3	3	3	2	6	1	3	2		1	4	2	61	electric equipment

32	chemical facilities		1				3		2	1		1							1	1			1	2	13	chemical facilities
31	pressure vessel		2		2	3	3	2		3	2	2		1	1	1				1				1	24	pressure vessel
14	construction machine	1		1		3	3	2	2		2	3	2	1		1	1	1	1		4	1			29	construction machine
11	engine		1	1	1		1		1						1	1					1				8	engine
17	mobile silviculture machine																									mobile silviculture machine
	total	1,464	1,578	1,534	1,416	1,630	1,715	1,837	1,833	1,841	1,607	973	1,119	1,145	1,188	1,103	1,106	1,097	1,069	1,177	1,320	1,180	976	1,368	31,276	total

Transition of fatal and non-fatal accidents in small causal agents in code no. 011502 auto mobile products (1999-2021)

code	Causal (S) agents	1999	2000	2001	2002	2003	2004	2005	2006	2007	2008	2009	2010	2011	2012	2013	2014	2015	2016	2017	2018	2019	2020	2021	total	Causal (S) agents
911	other causal agent			16		9		20	21	23	14	8	8	16	16	23	20	15	14	17	16	17	22	236	531	other causal agent
417	passage			48		69		80	77	65	80	47	55	68	75	57	63	89	107	96	86	77	81	104	1,424	passage
521	metal material			163		153		188	183	168	149	92	107	92	103	99	107	102	101	100	96	121	74	100	2,298	metal material
921	no causal agent			44		57		70	77	100	66	63	92	54	77	58	66	72	56	73	89	110	67	80	1,371	no causal agent
169	other general power machines			118		130		143	146	170	121	73	102	95	79	80	71	67	71	85	84	71	56	72	1,834	other general power machines
159	other metal manufacturing machines			138		138		160	139	149	118	61	66	95	100	90	84	60	56	86	71	71	59	55	1,796	other metal manufacturing machines
222	forklift			71		71		70	72	80	86	39	38	51	54	47	41	43	43	45	57	41	32	55	1,036	forklift
154	power press			135		115		125	128	122	103	56	60	77	71	59	62	51	49	63	52	49	37	54	1,468	power press
611	load			60		50		75	82	78	84	43	46	52	37	46	38	37	45	48	62	69	42	52	1,046	load
391	other equipment,			29		39		63	47	29	41	30	27	21	34	32	32	37	21	32	33	33	30	49	659	other equipment,

	facilities																									facilities
379	other tools			53		57		56	69	54	57	31	45	43	52	43	43	44	40	53	57	59	48	43	947	other tools
362	human power hauling equipment			26		55		72	69	72	86	36	25	51	46	37	37	31	50	49	58	52	38	40	930	human power hauling equipment
371	ladder			37		35		38	36	55	34	28	26	27	33	29	37	39	41	30	44	23	23	32	647	ladder
416	working platform, boot board			34		31		40	48	47	44	16	22	18	28	21	29	30	30	21	34	30	19	32	574	working platform, boot board
413	stairs, landing stage			19		34		32	30	48	36	18	26	30	21	31	29	33	23	27	46	29	27	31	570	stairs, landing stage
231	cars, bus, motorcycle			35		35		35	40	46	35	32	35	21	12	19	10	24	27	20	35	32	30	23	546	cars, bus, motorcycle
151	lathe			39		43		36	43	40	26	19	27	19	28	19	19	17	15	16	16	12	20	22	476	lathe
211	crane			18		21		25	34	28	28	20	23	18	22	15	18	19	13	17	15	10	10	21	375	crane
418	building, establishment			23		20		33	31	24	17	10	18	14	19	12	13	23	12	18	14	13	15	21	350	building, establishment
224	conveyor			25		33		23	35	35	24	11	17	24	16	21	22	21	10	18	29	23	22	20	429	conveyor
221	truck			30		52		29	40	29	28	20	22	15	14	13	35	21	22	24	26	21	21	19	481	truck
153	grinding machine, buffing machine			33		39		40	35	33	35	20	16	24	25	15	27	14	20	20	17	23	12	17	465	grinding machine, buffing machine
339	other welding equipment			42		31		38	29	24	33	11	15	11	15	32	19	23	14	19	14	16	11	17	414	other welding equipment
361	human power cranes			2				1	2	1				2		1	2		2	1	3	7	9	17	50	human power cranes
364	hand tool			35		37		40	30	37	31	23	15	27	31	23	28	26	23	21	27	25	15	13	507	hand tool
419	other temporary buildings, establishments			9		12		16	17	13	16	11	13	17	13	15	8	14	12	7	32	13	9	13	260	other temporary buildings, establishments

229	other powered conveying machines			15		20		27	20	16	14	12	13	12	6	7	4	10	17	17	12	9	12	11	254	other powered conveying machines
152	drill press, milling machine			60		44		51	35	44	34	23	25	19	21	27	11	19	17	21	12	7	13	9	492	drill press, milling machine
715	high/cold temperature environment			7		2		6	5	5	4		18	3	15	9	7	3	12	14	25	11	21	9	176	high/cold temperature environment
341	kiln, caldron			6		13		5	6	7	10	2	3	4	4	7	4	6	4	3	2	5	5	8	104	kiln, caldron
612	machine/equipment as load			13		18		20	19	19	15	13	13	6	10	10	12	10	12	7	9	6	6	7	225	machine/equipment as load
529	other materials			10		9		12	16	15	14	10	7	9	11	12	6	8	6	18	15	9	8	7	202	other materials
514	harmful substance			5		3		6	15	7	5	4	4	5	2	5	5	7	4	8	3	4	5	7	104	harmful substance
372	slinging tool			15		14		11	10	11	9	12	4	9	9	3	8	3	6	8	10	6	11	5	164	slinging tool
121	power transmission mechanism			9		14		20	12	6	15	4	11	6	4	5	10	6	5	7	7	5	7	5	158	power transmission mechanism
519	other hazards, harmful substances			1		5		6	5	10	1		2	5	1	3	5	5	3	2	2	4	4	5	69	other hazards, harmful substances
131	circular sawing machine			2		6		9	8	4	1	4	3	2	2	1	1			2	3	6	7	5	66	circular sawing machine
219	other powered crane			2		3		5	5	4	2	2	2	5	1	1		5		1	4	3	3	5	53	other powered crane
719	other environments			3		7		9	3	4	3	2	9	8	13	8	10	8	6	8	28	3	2	4	138	other environments
164	injection molding machine			10		16		11	9	9	8	8	3	2	7	9	3	5	4	7	8	5	4	4	132	injection molding machine
167	industrial robot			4		14		4	9	12	7	4	5	7	7	9	7	6	5	4	5	4	2	4	119	industrial robot
512	inflammable			2		3		7	6	2	3	4	1	2	2	3	2	4	2	1	4	3	1	4	56	inflammable

	substance																										substance
999	unclassifiable			4		1		2	3	12	6	2	1	3	1		1	1	2	3	4	1		4	51	unclassifiable
332	arc welding equipment			13		11		20	19	19	7	10	8	10	8	6	5	6	9	5	8	8	5	3	180	arc welding equipment
522	lumber, bamboo			6		5		6	6	6	6	2	1		3	1	1	2	2	2	2	3	3	3	60	lumber, bamboo
162	mixer, grinder			5		2		2	2	3	2	2	2	2	3	2		2	5	5	2	1	1	3	46	mixer, grinder
163	roll machine (except printingroll machine)			8		10		8	12	13	8	4	2	8	8	6	4	5	3	6	4	7	6	2	124	roll machine (except printingroll machine)
414	opening			2		6		3	5	7	1	1	5	3	4	1	4	4	2	2	7	2	5	2	66	opening
239	other vehicles			1		1			3	1	3	1	3			1		1	1			1		2	19	other vehicles
321	chemical facilities								2	1		1							1	1			1	2	9	chemical facilities
214	elevator, lift			6		2		3	7	5	4	2	4	1	2	1	4	2	1	2	2	3	4	1	56	elevator, lift
155	forging pressure hammer			4		1		5	1	2	4	3	4	2	2	2	5	2	1	1		4	2	1	46	forging pressure hammer
415	roof, beam, haze, crossbeam, principal rafter			3		2		4	3			1	5	1	2	2	2		3	2	2	2		1	35	roof, beam, haze, crossbeam, principal rafter
411	scaffolding			3		2		4	3	2	3	1			1	2	4			2		1		1	29	scaffolding
359	other electrical equipment			2		2		2			3	1	1		1		2	1	1			1	1	1	19	other electrical equipment
351	transmission								1	3				2	1	2	1		2	1			1	1	15	transmission
212	mobile crane							1		1	1	1				1	3	1	1				1	1	12	mobile crane
319	other pressure vessels					2		1		1	1	2		1	1	1				1				1	12	other pressure vessels
166	printing machine			1				2	1	1		1		1					1			2		1	11	printing machine

225	loader																								1	1	loader
156	shearing machine			5		7		3	6	6	2	3	3	3	4	8	2	3	6	3	5	1				70	shearing machine
363	human power machine			3		2		2	1	2	2	2	3	5	4	1	1	3	2							33	human power machine
331	gas welding equipment			4		4		3	1	1	5		2	2		2					3	1	1			29	gas welding equipment
352	electric power facilities			4				1	1		1		2	1	1		3			1			2			17	electric power facilities
713	water			1		1			1			1		4		3	2		1	1						15	water
711	natural ground, rock			1					1				1	1	1						7	1	1			14	natural ground, rock
523	stone, sand, substance			2		1			1	1		1		1	1		1	2								11	stone, sand, substance
139	other woodworking machines					1			1					1	1	1		1	1	1	1		1			10	other woodworking machines
223	railway equipment					1			3		1	1				1		1	1	1						10	railway equipment
513	inflammable gas			1					1		1			3			1		1		1					9	inflammable gas
511	explosive substance					2		1	1					2			1			1						8	explosive substance
712	standing tree			2		2		1						1							1	1				8	standing tree
132	band sawing machine									2	1				1		2	1								7	band sawing machine
342	industrial dryer							1		1	1						1	1				1	1			7	industrial dryer
133	wood planer machine					1		1	1			1	1									1				6	wood planer machine
134	hollow chisel mortiser, wood			2				1			1										2					6	hollow chisel mortiser, wood

	borer																										borer
142	excavating machine					1		1	1		1	1										1			6	excavating machine
149	other construction machines										1	2	1			1					1				6	other construction machines
111	engine			1					1						1	1					1				5	engine
312	pressure vessel					1		1		2	1														5	pressure vessel
349	other kiln, caldron			1						1		1			1				1						5	other kiln, caldron
714	abnormal environment									1		1								1	2				5	abnormal environment
141	leveling, transporting or loading machine			1		1			1				1												4	leveling, transporting or loading machine
161	centrifugal machine			1						2	1														4	centrifugal machine
143	foundation work machine					1											1				1				3	foundation work machine
146	vehicle for high lift work							1											1		1				3	vehicle for high lift work
135	chamfering machine, router, woodworking milling machine			1								1													2	chamfering machine, router, woodworking milling machine
144	hardening machine													1				1							2	hardening machine
136	chain saw															1									1	chain saw
145	demolition machine																				1				1	demolition machine
217	lumberyard equipment, logging																			1					1	lumberyard equipment, logging

	cableway																									cableway
227	rough terrain hauler											1													1	rough terrain hauler
232	railway vehicle										1														1	railway vehicle
515	radiation										1														1	radiation
165	food manufacturing machine																									food manufacturing machine
171	felling machine																									felling machine
172	mobile logging machine																									mobile logging machine
173	skyline yarding machine																									skyline yarding machine
179	other mobile silviculture machine																									other mobile silviculture machine
213	derrick crane																									derrick crane
215	cargo lifting appliance																									cargo lifting appliance
216	gondola																									gondola
218	simple skyline yarding equipment																									simple skyline yarding equipment
226	straddle carrier																									straddle carrier
311	boiler																									boiler
412	timbering																									timbering
	total			1,534		1,630		1,837	1,833	1,841	1,607	973	1,119	1,145	1,188	1,103	1,106	1,097	1,069	1,177	1,320	1,180	976	1,368	25,103	total

Transition of fatal and non-fatal accidents in type of accidents in code no. 011502 auto mobile products (1999-2021)

code	Type of accidents	1999	2000	2001	2002	2003	2004	2005	2006	2007	2008	2009	2010	2011	2012	2013	2014	2015	2016	2017	2018	2019	2020	2021	total	Type of accidents

07	caught in/between	659	673	655	631	648	714	717	690	655	556	338	369	389	409	404	336	336	315	376	343	317	255	309	11,094	caught in/between
90	others	10	40	6	3	7	13	10	9	25	8	10	5	8	8	9	6	9	7	9	8	11	21	221	463	others
02	falling to same level	117	133	127	126	156	167	212	190	186	187	109	131	149	174	150	158	166	161	170	205	184	150	189	3,697	falling to same level
19	reaction to motion/improper motion	86	97	125	110	127	128	197	209	215	206	120	152	137	145	139	137	142	141	162	191	208	148	187	3,509	reaction to motion/improper motion
01	fall from height	108	90	110	104	119	126	132	129	129	96	76	89	80	76	71	85	109	91	93	122	77	73	92	2,277	fall from height
04	struck by flying or falling object	126	137	135	124	152	158	157	160	161	139	82	118	96	92	73	94	67	82	86	91	83	77	90	2,580	struck by flying or falling object
03	crash	55	81	57	51	83	63	70	84	101	92	54	47	61	49	60	57	54	65	71	91	82	62	79	1,569	crash
08	cut	111	138	128	96	133	124	130	124	126	99	53	67	76	98	58	66	49	61	75	75	76	60	63	2,086	cut
06	crashed by	97	73	86	57	76	96	94	107	107	100	54	61	61	55	56	87	74	66	57	77	65	44	63	1,713	crashed by
11	contact to high/low-temperature	24	43	32	35	46	41	29	30	38	38	19	33	31	31	33	29	22	27	30	44	27	33	32	747	contact to high/low-temperature
05	collapse	19	34	30	40	46	40	45	46	38	41	26	21	30	33	23	27	36	21	19	34	22	19	15	705	collapse
12	contact to harmful substance	5	2	8	11	5	19	12	21	13	8	4	5	8	5	7	7	12	6	11	5	8	8	10	200	contact to harmful substance
17	traffic accident (public road)	26	22	20	15	23	14	12	20	30	17	18	18	11	9	14	7	11	17	10	22	11	19	9	375	traffic accident (public road)
13	electric shock	3	3	8	2	1	1	2	3	2	2	1	3		1		2	1		2	1	1	1	2	42	electric shock
09	injury to the sole of the foot	3	1				1	3	2	2	4	1		1		1	2	2	2	1	2	2	1	2	33	injury to the sole of the foot

18	traffic accident (others)		1	2		1	1	1	1		2							2	1		4			2	18	traffic accident (others)
99	unclassifiable	5	2	1	4	2	3	3	4	10	1	2			1	1	3	2		3	3		1	1	52	unclassifiable
14	explosion	3	3	2	3	3	4	3	1	1	8	2			2	1	1		4	1		3	1	1	47	explosion
15	burst	2	2	1	2	1	2	3		2	1	1		1		1	2	1					1	1	24	burst
16	fire	5	3	1	2	1		5	3		2	3		3		1		2	2	1	2	3	2		41	fire
10	drown													3		1									4	drown
	total	1,464	1,578	1,534	1,416	1,630	1,715	1,837	1,833	1,841	1,607	973	1,119	1,145	1,188	1,103	1,106	1,097	1,069	1,177	1,320	1,180	976	1,368	31,276	total

Transition of fatal and non-fatal accidents in workers ages in code no. 011502 auto mobile products (1999-2021)

code	Age	1999	2000	2001	2002	2003	2004	2005	2006	2007	2008	2009	2010	2011	2012	2013	2014	2015	2016	2017	2018	2019	2020	2021	total	Age
4	40-49	296	282	272	268	301	337	360	339	368	335	214	255	266	295	259	282	289	294	293	332	282	232	319	6,770	40-49
5	50-59	400	426	370	308	357	334	366	344	321	294	200	189	218	198	196	195	185	187	246	288	245	202	318	6,387	50-59
3	30-39	275	301	323	307	368	396	426	488	496	413	248	272	278	305	277	264	249	243	267	278	285	206	284	7,249	30-39
2	20-29	331	381	379	348	409	429	466	458	418	363	187	267	244	242	225	227	208	210	217	249	208	192	269	6,927	20-29
6	60 years old or more	102	116	125	127	124	142	140	145	162	150	98	109	100	108	111	110	138	107	125	146	133	121	142	2,881	60 years old or more
1	19 years old or less	60	72	65	58	71	77	79	59	76	52	26	27	39	40	35	28	28	28	29	27	27	23	36	1,062	19 years old or less
	total	1,464	1,578	1,534	1,416	1,630	1,715	1,837	1,833	1,841	1,607	973	1,119	1,145	1,188	1,103	1,106	1,097	1,069	1,177	1,320	1,180	976	1,368	31,276	total

Transition of fatal and non-fatal accidents in workers scales in code no. 011502 auto mobile products (1999-2021)

code	Workers scale	1999	2000	2001	2002	2003	2004	2005	2006	2007	2008	2009	2010	2011	2012	2013	2014	2015	2016	2017	2018	2019	2020	2021	total	Workers scale
6	300 workers or more	292	287	254	234	254	302	377	405	462	400	235	312	281	284	282	283	266	287	336	406	368	300	524	7,431	300 workers or more
5	100-299	220	217	211	197	236	238	256	310	359	335	179	206	232	264	234	224	259	217	274	291	267	200	289	5,715	100-299

4	50-99	165	243	200	194	221	217	231	224	242	218	117	140	184	180	136	164	170	158	175	188	168	142	203	4,280	50-99
2	10-29	303	334	354	330	379	402	395	336	284	218	183	196	173	190	171	202	162	167	170	164	164	152	142	5,571	10-29
3	30-49	208	178	191	171	203	220	233	258	245	241	140	142	147	146	146	145	128	146	149	181	138	113	132	4,001	30-49
1	9 workers or less	276	319	324	290	337	336	345	300	249	195	119	123	128	124	134	88	112	94	73	90	75	69	78	4,278	9 workers or less
	total	1,464	1,578	1,534	1,416	1,630	1,715	1,837	1,833	1,841	1,607	973	1,119	1,145	1,188	1,103	1,106	1,097	1,069	1,177	1,320	1,180	976	1,368	31,276	total

Transition of fatal and non-fatal accidents in months in code no. 011502 auto mobile products (1999-2021)

code	Month	1999	2000	2001	2002	2003	2004	2005	2006	2007	2008	2009	2010	2011	2012	2013	2014	2015	2016	2017	2018	2019	2020	2021	total	Month
4	April	103	93	124	85	95	122	132	176	126	125	77	84	78	78	65	71	86	78	83	90	85	52	164	2,272	April
7	July	155	135	133	142	157	166	146	143	188	168	85	117	116	136	100	102	108	88	93	144	127	71	124	2,944	July
11	November	120	128	114	125	113	136	156	144	143	99	102	76	98	81	89	77	72	88	97	106	85	83	121	2,453	November
5	May	110	127	120	114	125	122	134	126	148	134	67	78	58	85	97	91	93	76	80	90	96	52	120	2,343	May
6	June	152	144	146	113	146	155	168	170	160	133	68	103	101	108	92	100	106	104	103	120	104	73	117	2,786	June
12	December	116	138	106	120	132	132	157	124	120	76	63	86	99	78	78	73	76	76	93	104	83	110	117	2,357	December
3	March	112	139	130	109	147	141	179	164	166	181	81	91	83	108	101	90	94	104	109	88	94	80	115	2,706	March
8	August	119	130	121	110	128	142	152	155	157	130	69	125	97	104	109	91	70	82	110	110	75	84	113	2,583	August
1	January	111	109	125	119	138	137	129	147	161	134	87	83	101	96	82	107	86	105	99	114	101	104	107	2,582	January
9	September	137	135	139	137	168	170	188	184	151	146	97	92	117	101	90	106	104	93	114	105	113	84	99	2,870	September
2	February	116	140	122	101	130	127	148	153	143	148	66	90	92	125	91	99	104	83	95	129	108	100	87	2,597	February
10	October	113	160	154	141	151	165	148	147	178	133	111	94	105	88	109	99	98	92	101	120	109	83	84	2,783	October
	total	1,464	1,578	1,534	1,416	1,630	1,715	1,837	1,833	1,841	1,607	973	1,119	1,145	1,188	1,103	1,106	1,097	1,069	1,177	1,320	1,180	976	1,368	31,276	total

Transition of fatal and non-fatal accidents in prefectures in code no. 011502 auto mobile products (1999-2021)

code	Prefecture	1999	2000	2001	2002	2003	2004	2005	2006	2007	2008	2009	2010	2011	2012	2013	2014	2015	2016	2017	2018	2019	2020	2021	total	Prefecture
23	Aichi	312	341	294		309		341	356	342	264	171	198	188	231	219	191	168	180	197	208	185	204	202	5,101	Aichi

22	Shizuoka	214	226	256		227		282	223	276	224	110	136	144	138	124	129	134	117	130	148	149	107	155	3,649	Shizuoka
24	Mie	54	60	72		47		67	110	103	91	45	57	49	67	55	48	62	56	55	64	57	36	135	1,390	Mie
10	Gunma	104	86	91		105		105	111	125	100	77	70	98	91	83	97	81	70	77	85	88	65	115	1,924	Gunma
14	Kanagawa	137	139	144		164		193	154	152	145	97	113	98	94	67	94	92	79	101	130	111	68	89	2,461	Kanagawa
11	Saitama	73	93	91		94		106	109	109	87	45	58	62	48	50	48	49	51	54	61	67	42	78	1,475	Saitama
34	Hiroshima	67	81	55		75		90	90	78	84	51	72	50	60	57	53	53	52	72	82	58	47	72	1,399	Hiroshima
25	Shiga	17	10	13		15		28	25	17	20	16	13	10	20	23	15	23	17	16	17	13	15	49	392	Shiga
21	Gifu	50	45	52		59		52	71	85	42	27	19	25	30	33	26	42	34	32	42	38	37	47	888	Gifu
40	Fukuoka	33	30	24		46		41	43	55	36	24	24	30	32	26	35	35	56	59	57	50	35	37	808	Fukuoka
7	Fukushima	20	32	35		32		34	30	27	37	16	26	21	22	23	26	17	24	24	23	17	19	31	536	Fukushima
28	Hyogo	20	18	18		35		30	20	37	24	17	15	16	13	16	15	17	12	19	17	26	22	31	438	Hyogo
9	Tochigi	45	41	41		48		59	47	42	46	26	33	44	40	47	50	45	50	40	48	29	44	30	895	Tochigi
8	Ibaraki	15	12	28		20		33	24	27	22	15	18	14	20	15	18	22	22	21	27	29	19	30	451	Ibaraki
27	Osaka	48	66	40		42		40	57	52	41	35	33	34	29	27	31	20	25	32	27	22	22	23	746	Osaka
43	Kumamoto	9	11	12		28		27	20	22	16	13	18	12	7	11	5	25	13	16	10	6	8	23	312	Kumamoto
44	Oita	4	7	7		8		10	21	17	21	12	26	17	21	12	10	17	13	14	11	18	20	20	306	Oita
20	Nagano	21	23	24		24		23	26	22	24	10	17	14	22	15	18	19	22	19	26	16	19	19	423	Nagano
13	Tokyo	42	50	44		41		32	23	25	44	16	13	24	27	16	23	21	16	18	24	17	13	17	546	Tokyo
4	Miyagi	8	11	5		8		16	11	8	16	10	9	12	6	10	4	11	9	14	12	12	9	17	218	Miyagi
15	Niigata	13	18	16		10		13	13	14	9	14	9	14	9	13	10	8	13	10	9	6	10	14	245	Niigata
33	Okayama	28	22	20		21		43	44	38	31	16	24	29	29	27	30	15	19	29	34	27	15	13	554	Okayama
12	Chiba	22	26	13		17		17	17	17	26	17	14	8	10	12	12	14	11	8	14	10	6	13	304	Chiba
1	Hokkaido	8	24	10		20		14	22	18	15	7	13	25	15	10	17	10	19	11	19	12	9	12	310	Hokkaido
16	Toyama	7	13	9		9		14	21	13	8	5	10	13	11	11	19	12	11	8	5	7	8	12	226	Toyama
19	Yamanashi	7	11	4		12		9	21	6	11	7	5	8	4	9	7	9	9	9	10	10	2	11	181	Yamanashi

17	Ishikawa	6	4	10		10		15	6	7	9	7	5	6	14	10	13	7	3	10	13	7	10	9	181	Ishikawa
45	Miyazaki	1						3	4	5	3		3	2	3	2	1	1	4	4	5	4	3	8	56	Miyazaki
26	Kyoto	17	18	17		14		12	21	18	13	10	4	10	7	7	5	8	13	11	12	11	6	7	241	Kyoto
6	Yamagata	13	10	16		17		13	15	8	15	9	8	11	9	14	9	12	4	7	8	14	12	7	231	Yamagata
29	Nara	6	6	9		4		8	8	10	10	7	3	11	3	5	5	4	3	4	6	4		7	123	Nara
35	Yamaguchi	12	13	14		17		17	18	20	23	13	9	11	9	21	18	23	8	24	19	15	6	5	315	Yamaguchi
18	Fukui	1	1	4		3		3	7	5	3	2	3	2	2	2	3	4	1	2	6	5	4	5	68	Fukui
3	Iwate	7	7	13		15		9	9	10	12	4	12	14	7	4	5	4	11	7	9	9	11	4	183	Iwate
2	Aomori	2	2	2		2		4	3	1	2		3	3		1	1		1	1	2		1	4	35	Aomori
41	Saga	3	4	3		6		8	9	8	6	3	7	3	11	4	3	3	4	7	7	8	6	3	116	Saga
5	Akita	3	5	4		5		4	2	6	3	8	4	1	8	2	3	1	6	3	1	1		3	73	Akita
32	Shimane	3	2	5		7		6	4	4	8	4	5	5	7	7	3	2	2	6	5	6	2	2	95	Shimane
46	Kagoshima	4	4	5		1		4	4	3	1	2		1	2	1	3	1	1		2	2	2	2	45	Kagoshima
31	Tottori	1	3	3		3		1	4	3	3	1	2	2	3			1	2		4	2	1	2	41	Tottori
36	Tokushima	2	1			2		1			2	2	4	1	1	6	1		2	1	2	4	1	2	35	Tokushima
30	Wakayama	2		2		2		2	6	5	3				4	1	1	1	2	3	3	2	5	1	45	Wakayama
42	Nagasaki			1		1		3			1	2						1		1	2	3	5	1	21	Nagasaki
47	Okinawa		1								2			1		1			1					1	7	Okinawa
39	Kochi	2		7		2		5	2		3					2	1	3	1	1		2			31	Kochi
37	Kagawa	1	1	1		3			2	1			2	2		1					4	1			19	Kagawa
38	Ehime										1		2		2	1									6	Ehime
	total	1,464	1,578	1,534		1,630		1,837	1,833	1,841	1,607	973	1,119	1,145	1,188	1,103	1,106	1,097	1,069	1,177	1,320	1,180	976	1,368	28,145	total

Data source : https://anzeninfo.mhlw.go.jp/user/anzen/tok/anst00.htm

Return to https://www.jisha.or.jp/english/statistics/202211_23.html