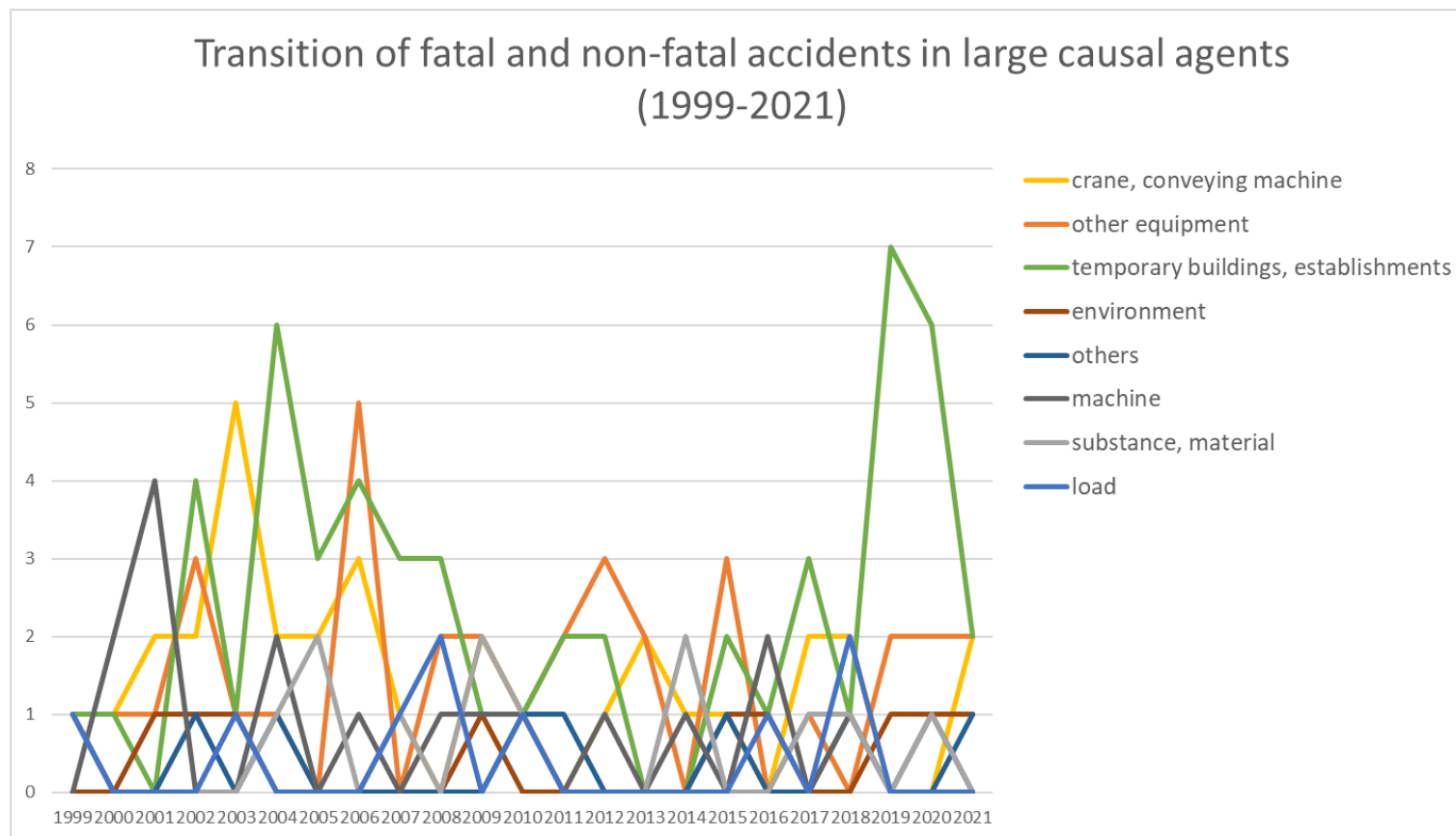
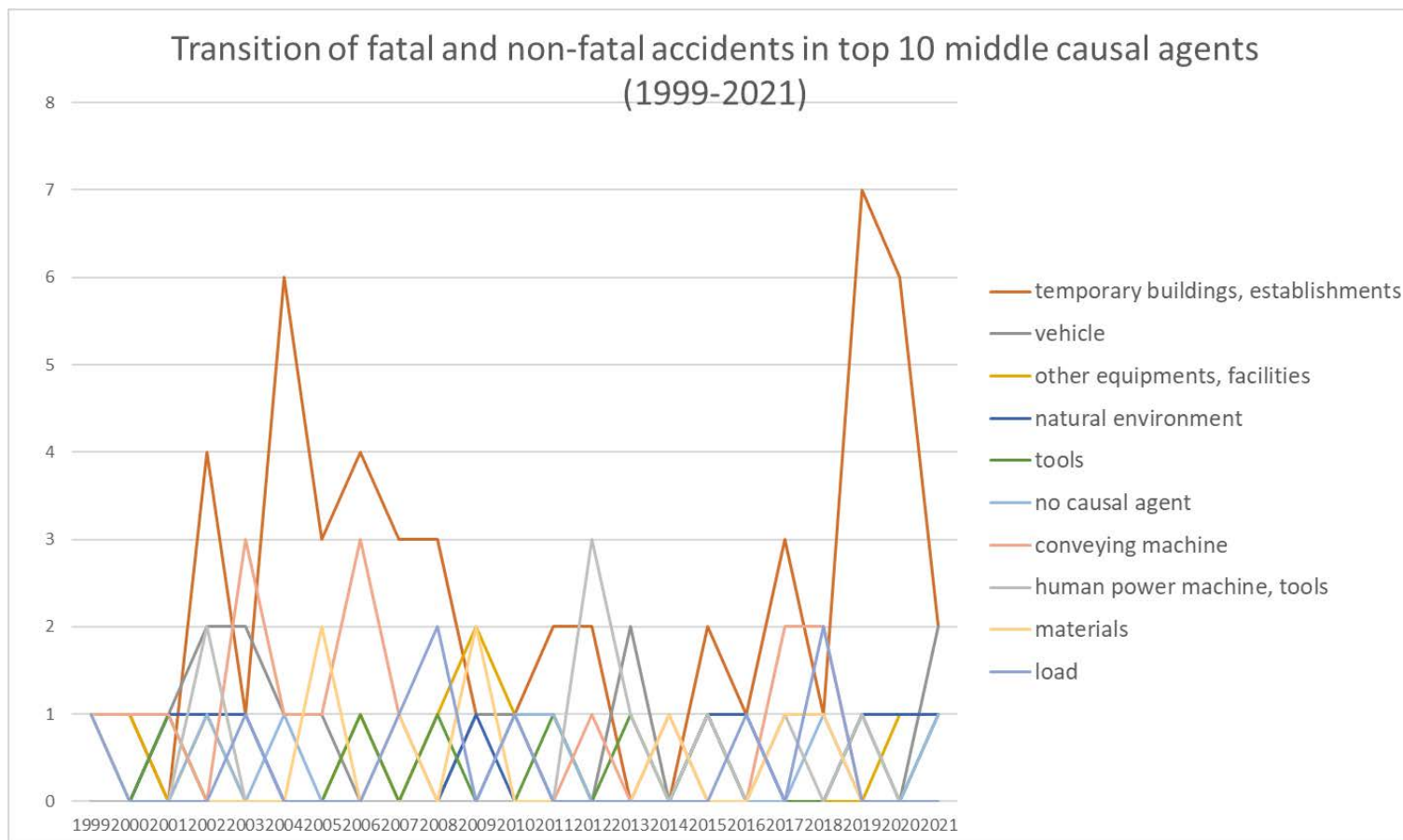


Transition of fatal and non-fatal accidents in each element like as causal agents, type of accidents, etc. in code no. 011609 other electric/gas/water service (1999-2021)

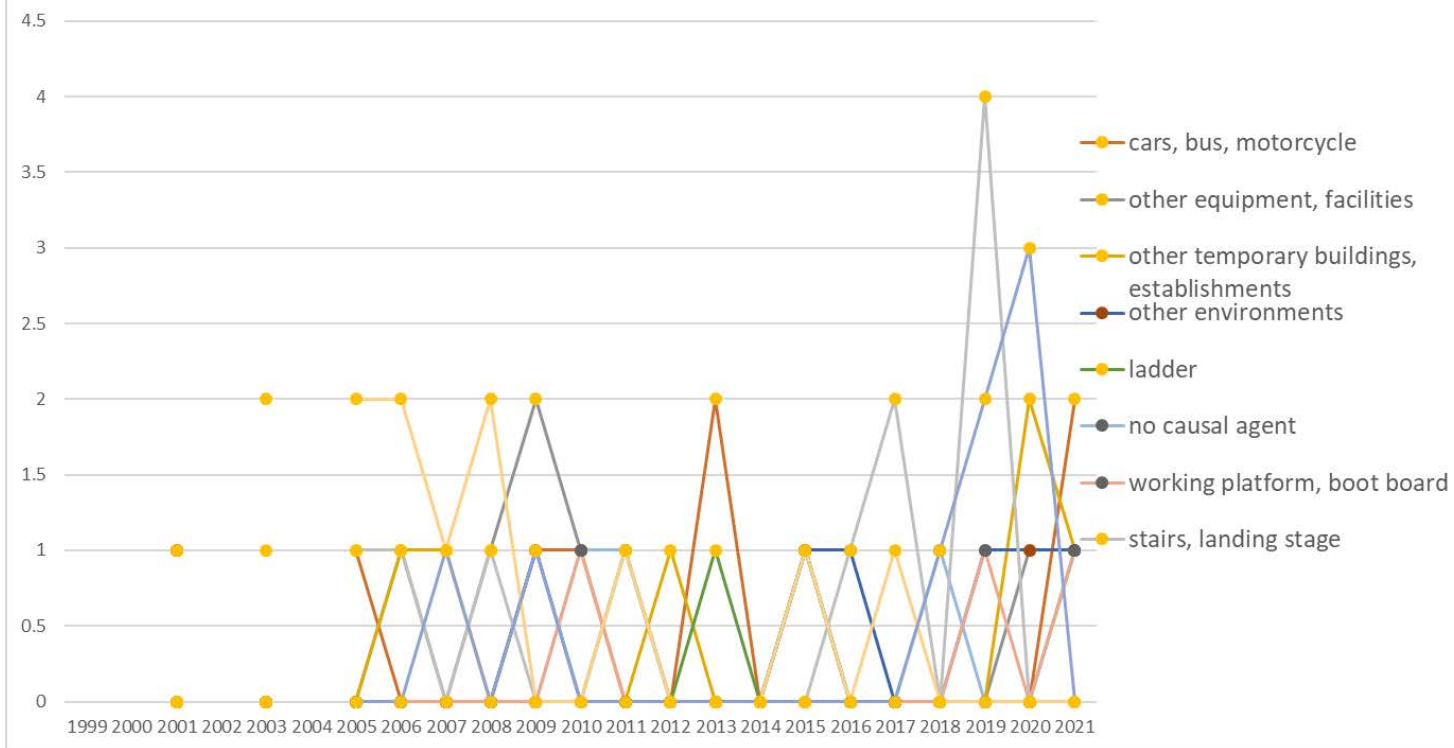


Transition of fatal and non-fatal accidents in large causal agents in code no. 011609 other electric/gas/water service (1999-2021)

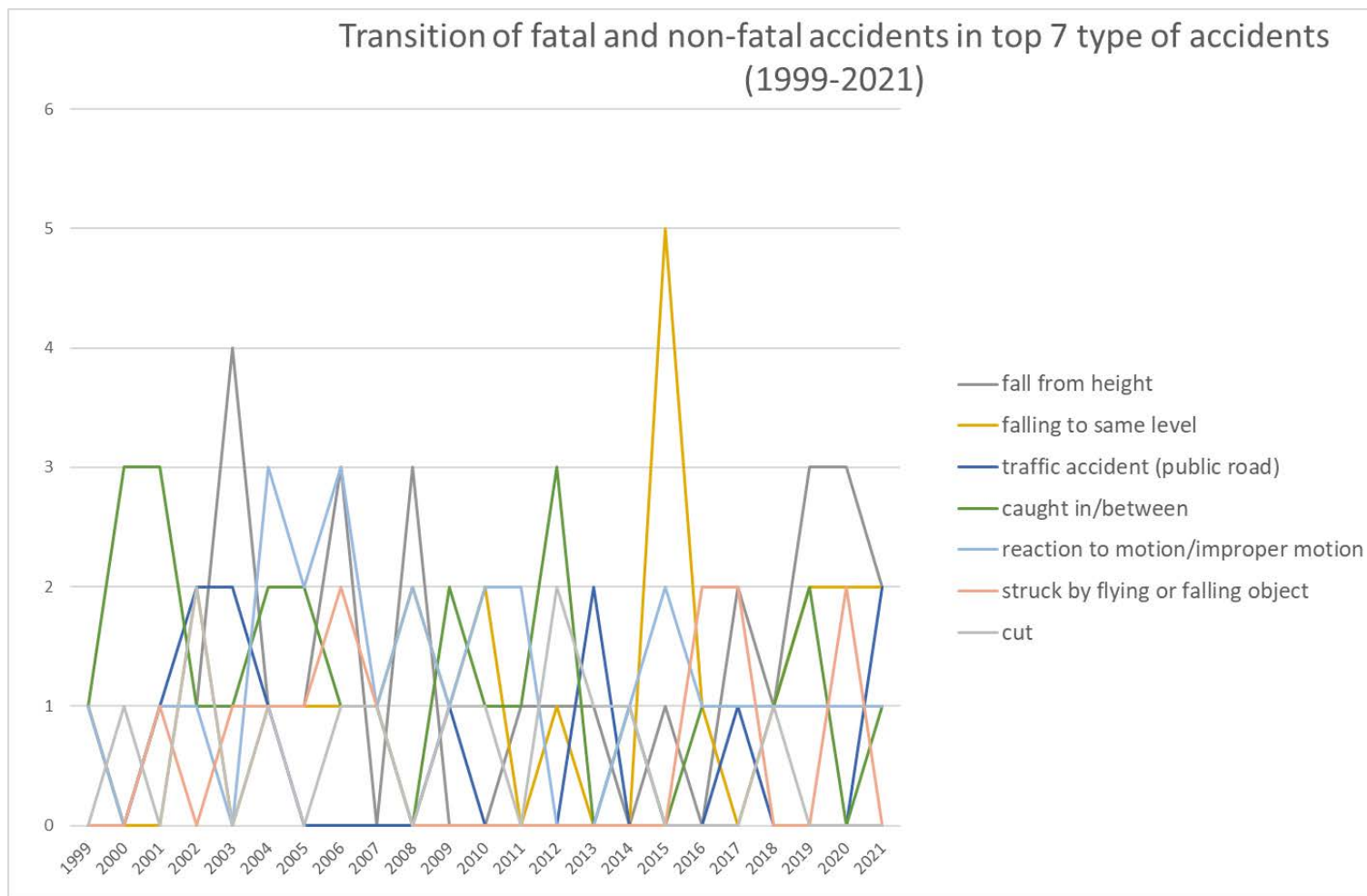


Transition of fatal and non-fatal accidents in middle causal agents in code no. 011609 other electric/gas/water service (1999-2021)

Transition of fatal and non-fatal accidents in top 10 small causal agents  
(1999-2021)

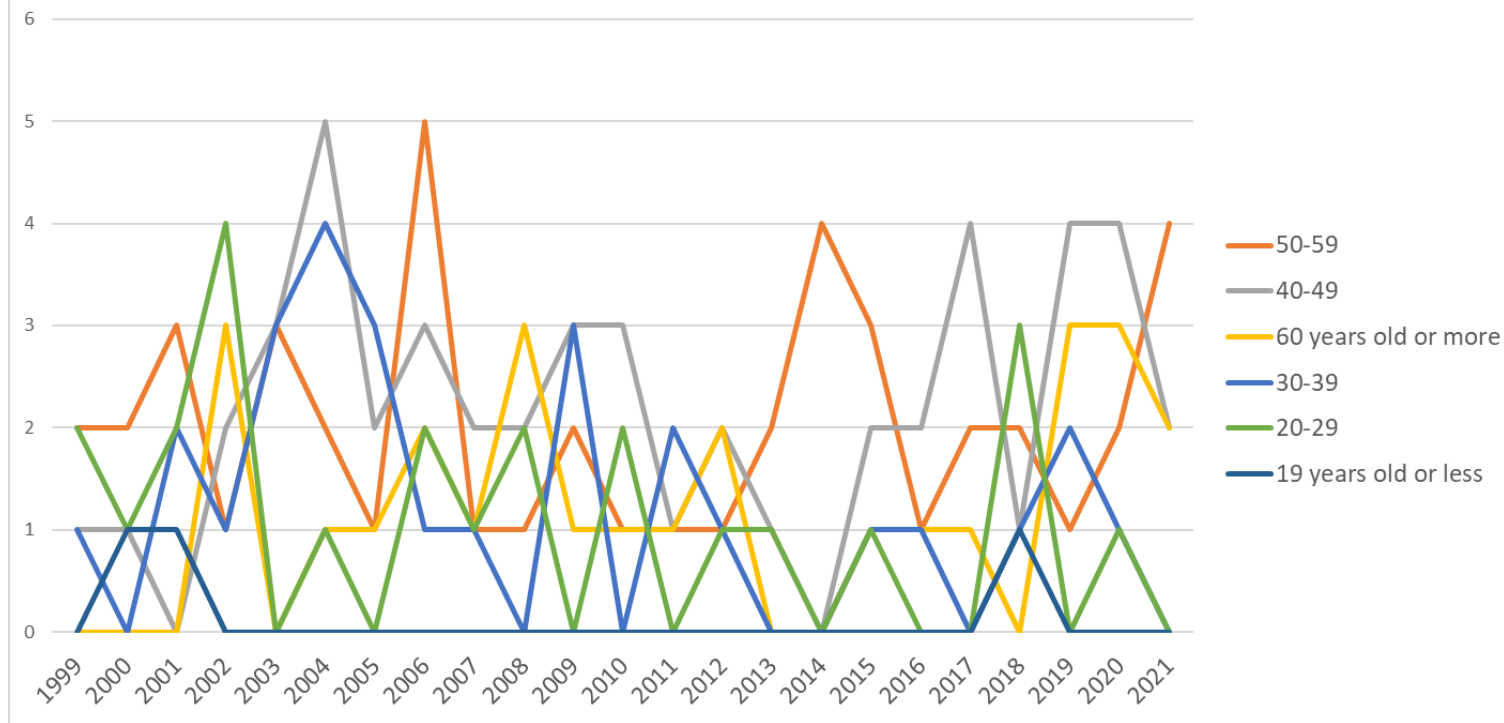


Transition of fatal and non-fatal accidents in small causal agents in code no. 011609 other electric/gas/water service (1999-2021)



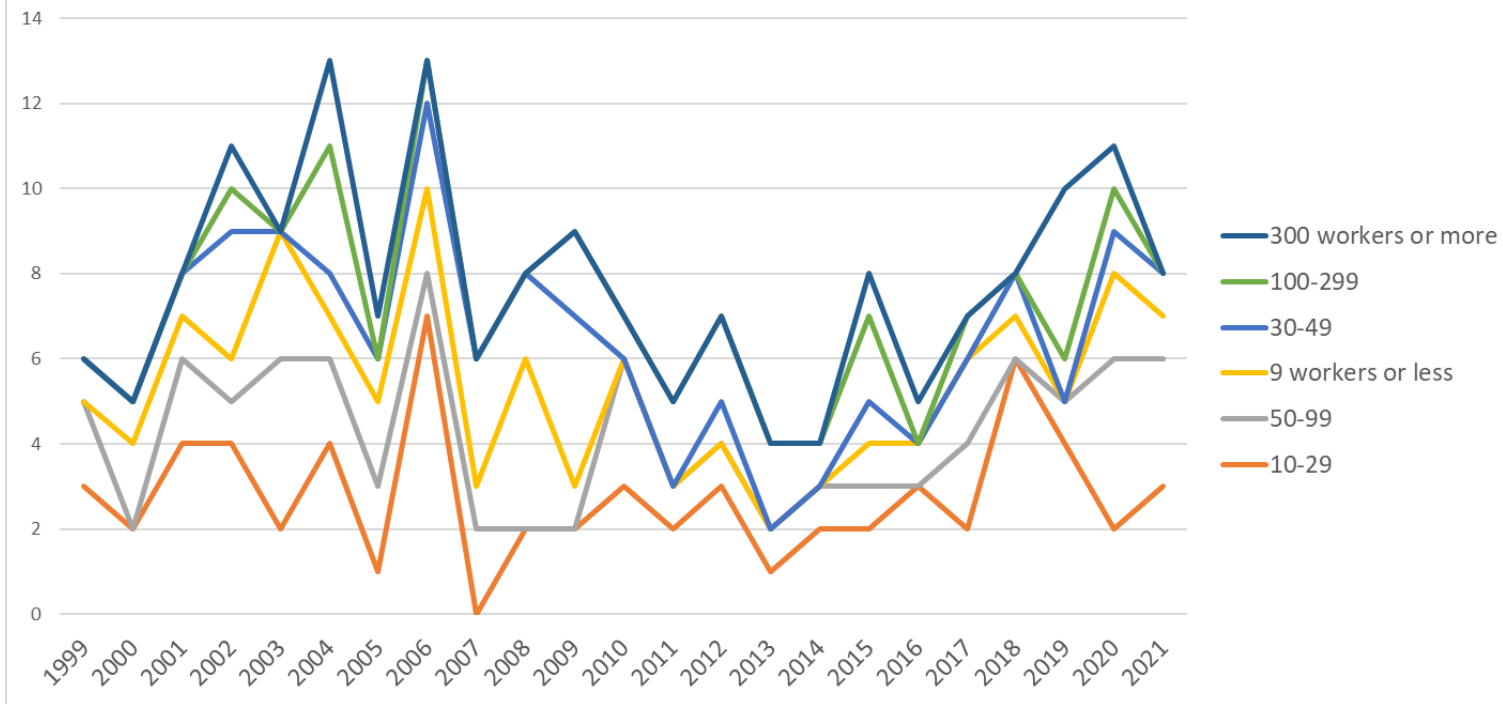
Transition of fatal and non-fatal accidents in type of accidents in code no. 011609 other electric/gas/water service (1999-2021)

Transition of fatal and non-fatal accidents in workers ages (1999-2021)



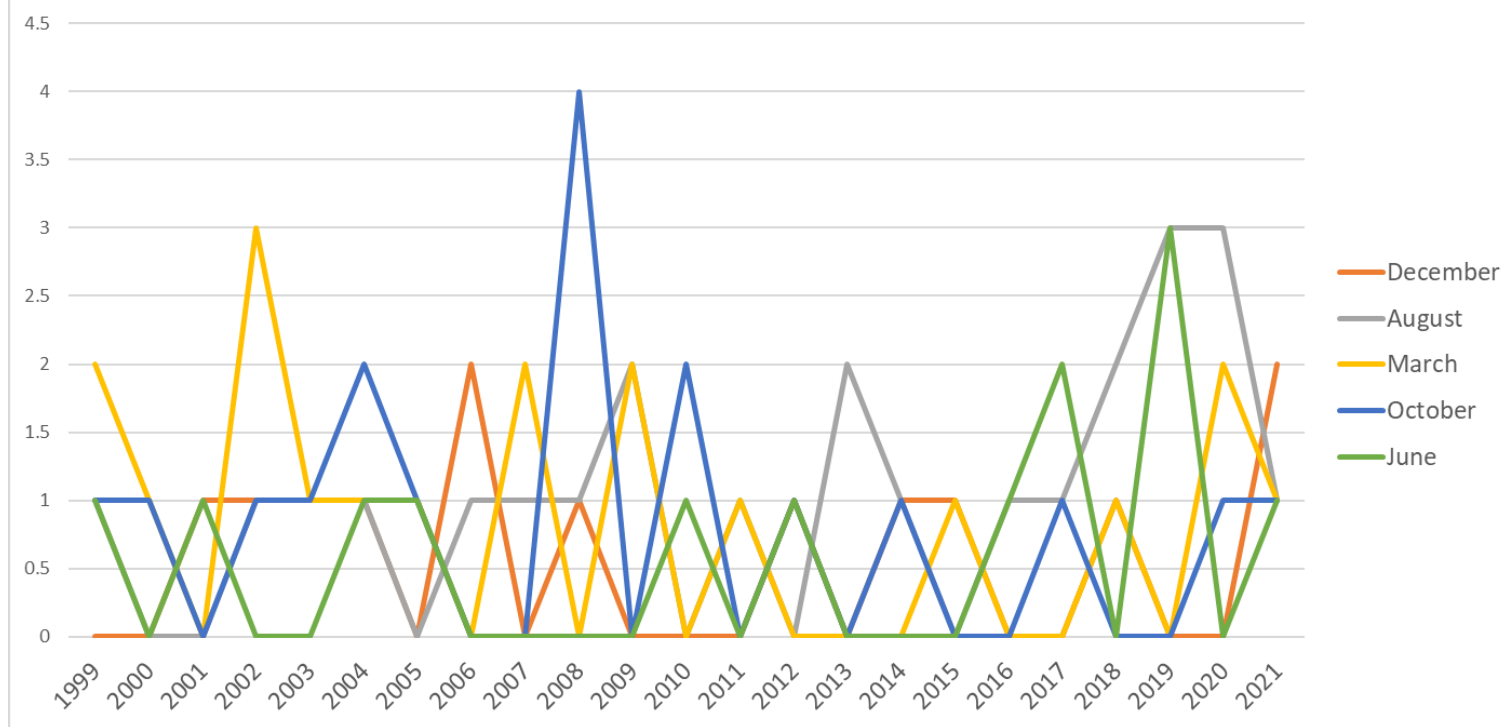
Transition of fatal and non-fatal accidents in workers ages in code no. 011609 other electric/gas/water service (1999-2021)

Transition of fatal and non-fatal accidents in workers scales (1999-2021)



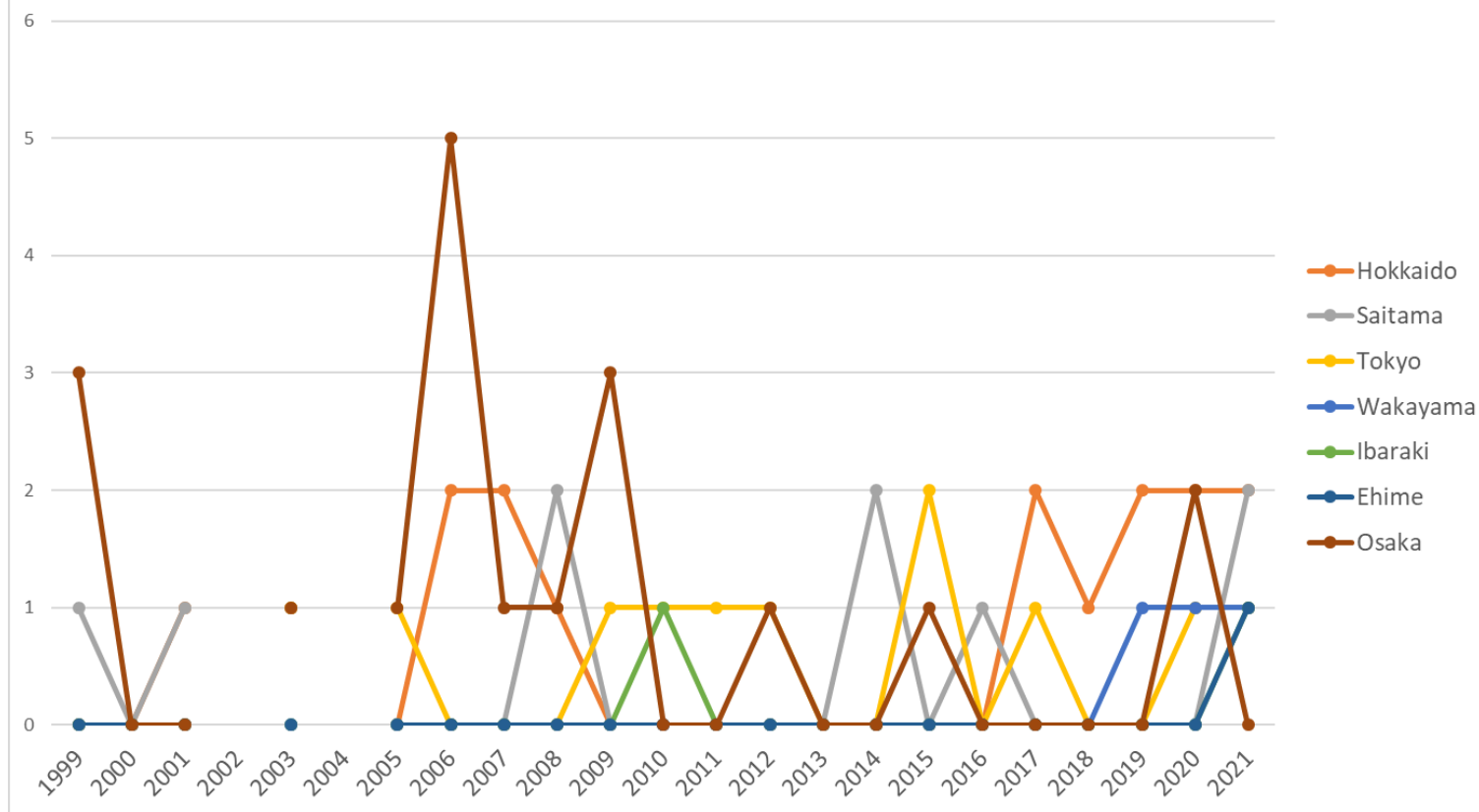
Transition of fatal and non-fatal accidents in workers scales in code no. 011609 other electric/gas/water service (1999-2021)

Transition of fatal and non-fatal accidents in top 5 months (1999-2021)



Transition of fatal and non-fatal accidents in months in code no. 011609 other electric/gas/water service (1999-2021)

Transition of fatal and non-fatal accidents in top 7 prefectures (1999-2021)



Transition of fatal and non-fatal accidents in prefectures in code no. 011609 other electric/gas/water service (1999-2021)

Transition of fatal and non-fatal accidents in large causal agents in code no. 011609 other electric/gas/water service (1999-2021)

code	Causal (L) agents	1999	2000	2001	2002	2003	2004	2005	2006	2007	2008	2009	2010	2011	2012	2013	2014	2015	2016	2017	2018	2019	2020	2021	total	Causal (L) agents
2	crane, conveying machine	1	1	2	2	5	2	2	3	1		2	1		1	2	1	1		2	2			2	33	crane, conveying machine
3	other equipment	1	1	1	3	1	1		5		2	2	1	2	3	2		3		1		2	2	2	35	other equipment





[illegible]

14	construction machine																										construction machine
17	mobile silviculture machine																										mobile silviculture machine
32	chemical facilities																										chemical facilities
33	welding equipment																										welding equipment
35	electric equipment																										electric equipment
91	other causal agent																										other causal agent
99	unclassifiable																										unclassifiable
	total	6	5	8	11	9	13	7	13	6	8	9	7	5	7	4	4	8	5	7	8	10	11	8	179		total

Transition of fatal and non-fatal accidents in small causal agents in code no. 011609 other electric/gas/water service (1999-2021)

[illegible]

[illegible]



[illegible]

[illegible]

[illegible]





523	stone, sand, substance																										stone, sand, substance
711	natural ground, rock																										natural ground, rock
713	water																										water
714	abnormal environment																										abnormal environment
715	high/cold temperature environment																										high/cold temperature environment
911	other causal agent																										other causal agent
999	unclassifiable																										unclassifiable
	total			8		9		7	13	6	8	9	7	5	7	4	4	8	5	7	8	10	11	8	144		total

Transition of fatal and non-fatal accidents in type of accidents in code no. 011609 other electric/gas/water service (1999-2021)

code	Type of accidents	1999	2000	2001	2002	2003	2004	2005	2006	2007	2008	2009	2010	2011	2012	2013	2014	2015	2016	2017	2018	2019	2020	2021	total	Type of accidents
01	fall from height	1		1	1	4	1	1	3		3			1	1	1		1		2	1	3	3	2	30	fall from height
02	falling to same level	1			2		1	1	1	1	2	1	2		1			5	1		1	2	2	2	26	falling to same level
17	traffic accident (public road)			1	2	2	1					1				2				1				2	12	traffic accident (public road)
07	caught in/between	1	3	3	1	1	2	2	1	1		2	1	1	3		1		1	1	1	2		1	29	caught in/between
19	reaction to motion/improper	1		1	1		3	2	3	1	2	1	2	2			1	2	1	1	1	1	1	1	28	reaction to motion/improper



	total	6	5	8	11	9	13	7	13	6	8	9	7	5	7	4	4	8	5	7	8	10	11	8	179	total
--	-------	---	---	---	----	---	----	---	----	---	---	---	---	---	---	---	---	---	---	---	---	----	----	---	-----	-------

Transition of fatal and non-fatal accidents in workers ages in code no. 011609 other electric/gas/water service (1999-2021)

code	Age	1999	2000	2001	2002	2003	2004	2005	2006	2007	2008	2009	2010	2011	2012	2013	2014	2015	2016	2017	2018	2019	2020	2021	total	Age
5	50-59	2	2	3	1	3	2	1	5	1	1	2	1	1	1	2	4	3	1	2	2	1	2	4	47	50-59
4	40-49	1	1		2	3	5	2	3	2	2	3	3	1	2	1		2	2	4	1	4	4	2	50	40-49
6	60 years old or more				3		1	1	2	1	3	1	1	1	2			1	1	1		3	3	2	27	60 years old or more
3	30-39	1		2	1	3	4	3	1	1		3		2	1			1	1		1	2	1		28	30-39
2	20-29	2	1	2	4		1		2	1	2		2		1	1		1			3		1		24	20-29
1	19 years old or less		1	1																	1				3	19 years old or less
	total	6	5	8	11	9	13	7	13	6	8	9	7	5	7	4	4	8	5	7	8	10	11	8	179	total

Transition of fatal and non-fatal accidents in workers scales in code no. 011609 other electric/gas/water service (1999-2021)

code	Workers scale	1999	2000	2001	2002	2003	2004	2005	2006	2007	2008	2009	2010	2011	2012	2013	2014	2015	2016	2017	2018	2019	2020	2021	total	Workers scale
2	10-29	3	2	4	4	2	4	1	7		2	2	3	2	3	1	2	2	3	2	6	4	2	3	64	10-29
4	50-99	2		2	1	4	2	2	1	2			3	1	1	1	1	1		2		1	4	3	34	50-99
1	9 workers or less		2	1	1	3	1	2	2	1	4	1						1	1	2	1		2	1	26	9 workers or less
3	30-49	1	1	1	3		1	1	2	3	2	4			1			1			1		1	1	24	30-49
5	100-299				1		3		1			2	1	2	2	2	1	2		1		1	1		20	100-299
6	300 workers or more				1		2	1										1	1			4	1		11	300 workers or more
	total	6	5	8	11	9	13	7	13	6	8	9	7	5	7	4	4	8	5	7	8	10	11	8	179	total

Transition of fatal and non-fatal accidents in months in code no. 011609 other electric/gas/water service (1999-2021)

code	Month	1999	2000	2001	2002	2003	2004	2005	2006	2007	2008	2009	2010	2011	2012	2013	2014	2015	2016	2017	2018	2019	2020	2021	total	Month
12	December			1	1	1	1		2		1				1		1	1			1			2	13	December
8	August	1			1	1	1		1	1	1	2		1		2	1		1	1	2	3	3	1	24	August
3	March	2	1		3	1	1	1		2		2		1				1			1		2	1	19	March
10	October	1	1		1	1	2	1			4		2		1		1			1			1	1	18	October
6	June	1		1			1	1					1		1				1	2		3		1	13	June
9	September			1			1	1	1	1		1	1		1		1		1		1	1		1	13	September
7	July			1	1				1	1			2	1	1			2					1	1	12	July
1	January	1		1	1	1	2	1	1			2						3	1	1	1	1			17	January
5	May		2	1			3		2	1		1	1	1				1				1	1		15	May
2	February			1	1	2			1		1			1		1				1	1		2		12	February
4	April				1	2	1	1	2		1	1								1	1		1		12	April
11	November		1	1	1			1	2						2	1			1			1			11	November
	total	6	5	8	11	9	13	7	13	6	8	9	7	5	7	4	4	8	5	7	8	10	11	8	179	total

Transition of fatal and non-fatal accidents in prefectures in code no. 011609 other electric/gas/water service (1999-2021)

code	Prefecture	1999	2000	2001	2002	2003	2004	2005	2006	2007	2008	2009	2010	2011	2012	2013	2014	2015	2016	2017	2018	2019	2020	2021	total	Prefecture
1	Hokkaido			1		1			2	2	1									2	1	2	2	2	16	Hokkaido
11	Saitama	1		1		1					2						2		1					2	10	Saitama
13	Tokyo					1		1				1	1	1	1			2		1			1	1	11	Tokyo
30	Wakayama																					1	1	1	3	Wakayama
8	Ibaraki												1											1	2	Ibaraki
38	Ehime																							1	1	Ehime

[illegible]

32	Shimane								1																1	Shimane
2	Aomori																									Aomori
5	Akita																									Akita
9	Tochigi																									Tochigi
10	Gunma																									Gunma
16	Toyama																									Toyama
18	Fukui																									Fukui
19	Yamanashi																									Yamanashi
20	Nagano																									Nagano
21	Gifu																									Gifu
29	Nara																									Nara
31	Tottori																									Tottori
36	Tokushima																									Tokushima
37	Kagawa																									Kagawa
39	Kochi																									Kochi
41	Saga																									Saga
44	Oita																									Oita
47	Okinawa																									Okinawa
	total	6	5	8		9		7	13	6	8	9	7	5	7	4	4	8	5	7	8	10	11	8	155	total

Data source : <https://anzeninfo.mhlw.go.jp/user/anzen/tok/anst00.htm>

Return to [https://www.jisha.or.jp/english/statistics/202211\\_23.html](https://www.jisha.or.jp/english/statistics/202211_23.html)