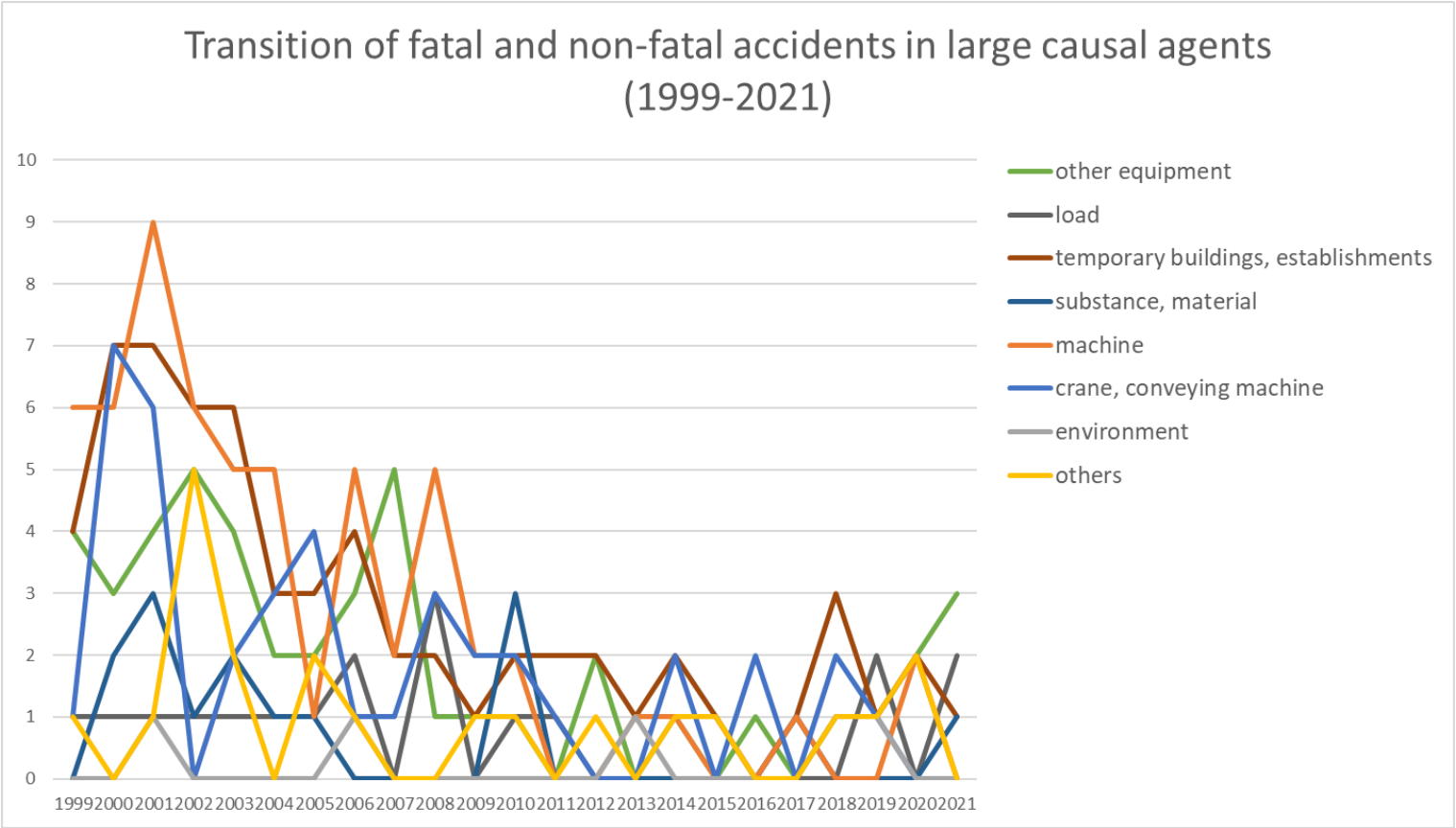
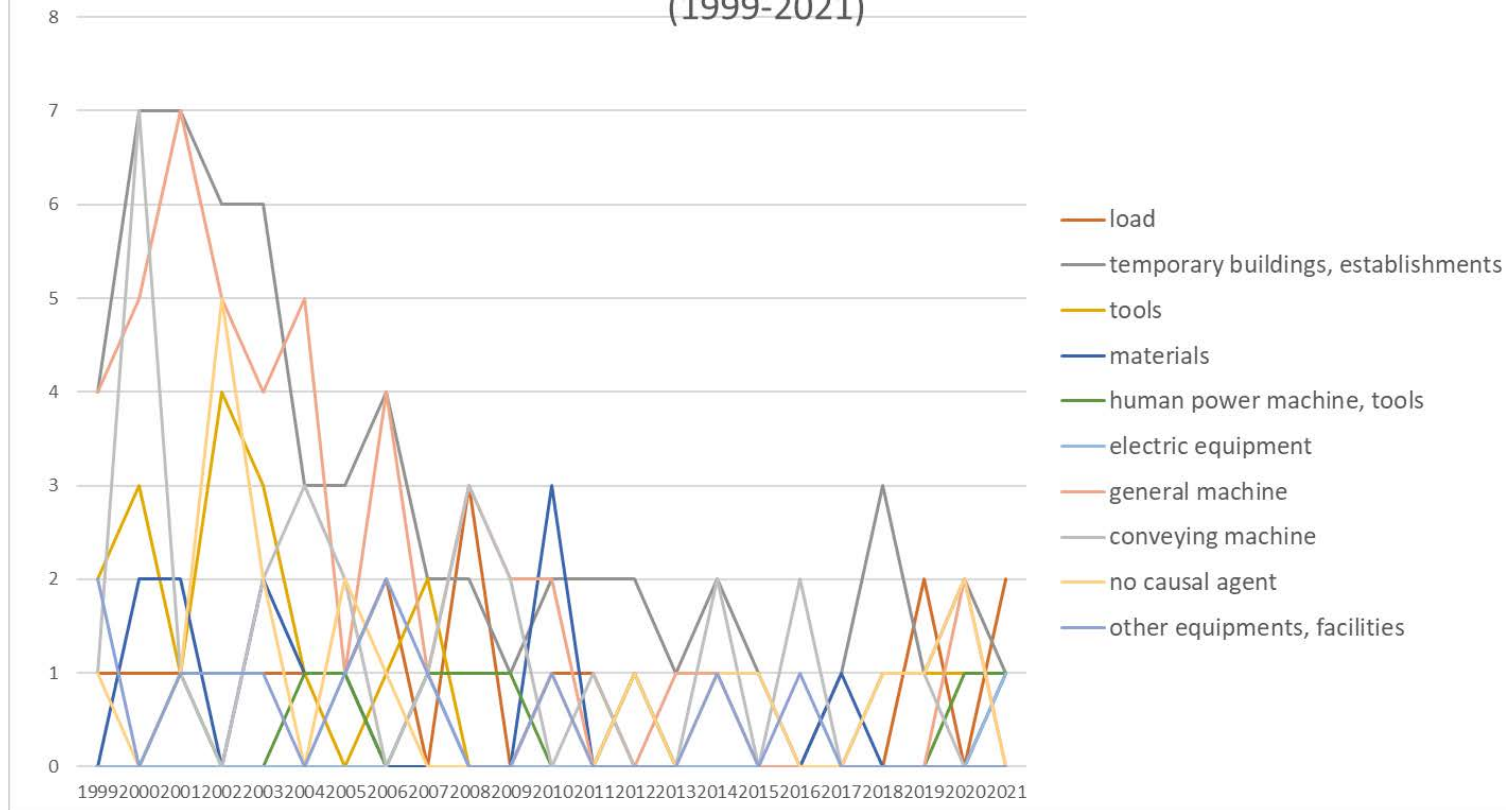


Transition of fatal and non-fatal accidents in each element like as causal agents, type of accidents, etc. in code no. 011704 tobacco products (1999-2021)



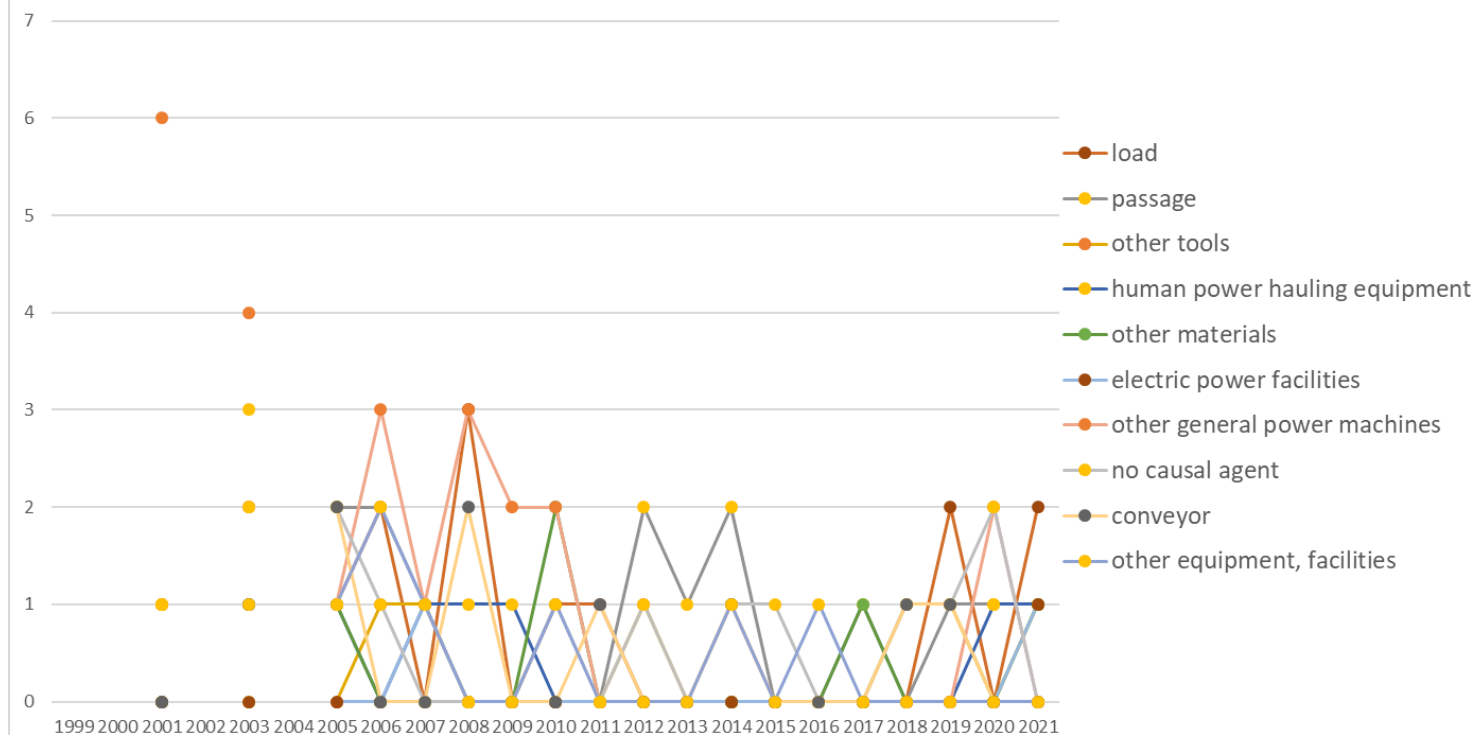
Transition of fatal and non-fatal accidents in large causal agents in code no. 011704 tobacco products (1999-2021)

Transition of fatal and non-fatal accidents in top 10 middle causal agents  
(1999-2021)

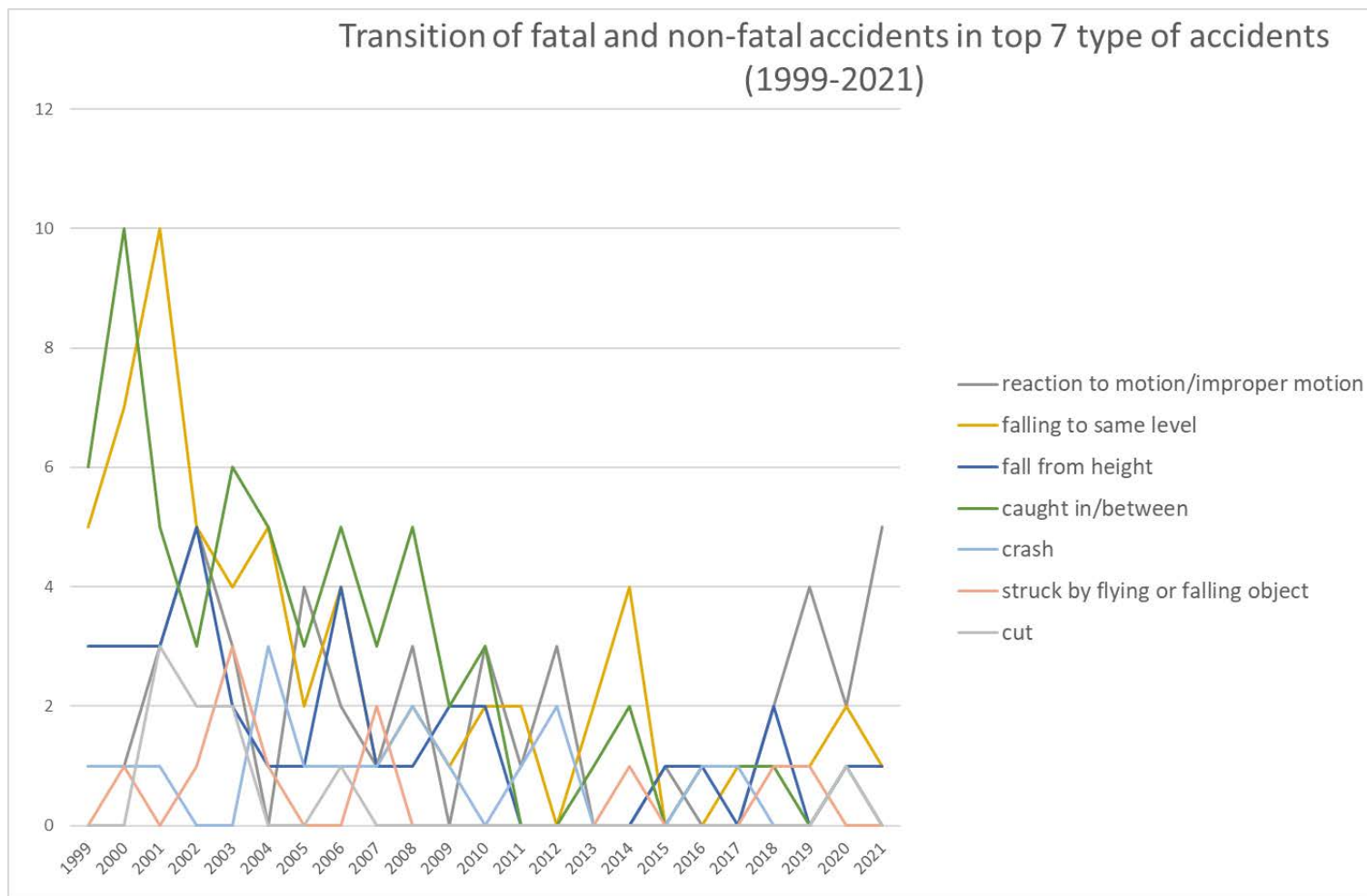


Transition of fatal and non-fatal accidents in middle causal agents in code no. 011704 tobacco products (1999-2021)

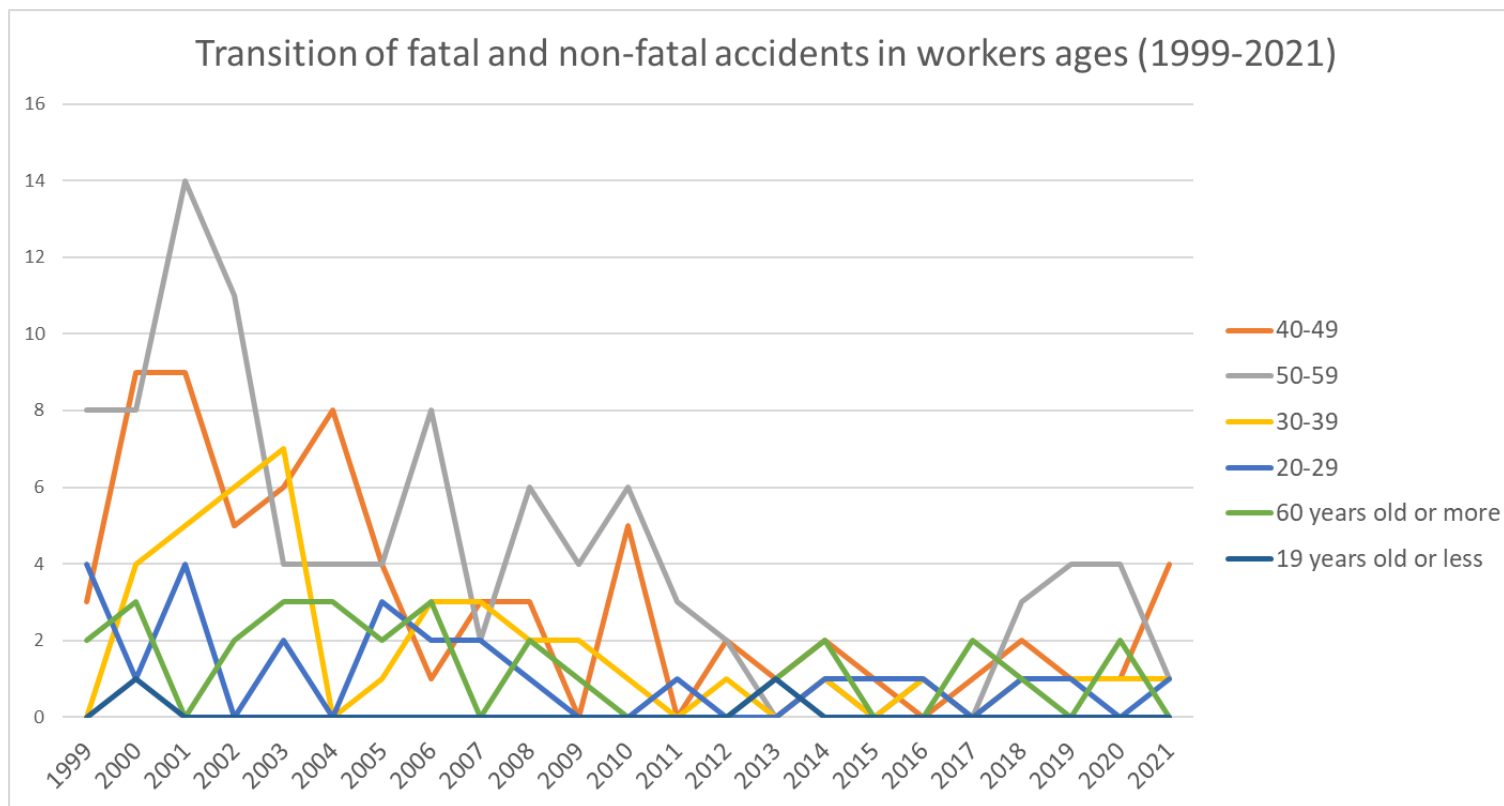
# Transition of fatal and non-fatal accidents in top 10 small causal agents (1999-2021)



## Transition of fatal and non-fatal accidents in small causal agents in code no. 011704 tobacco products (1999-2021)

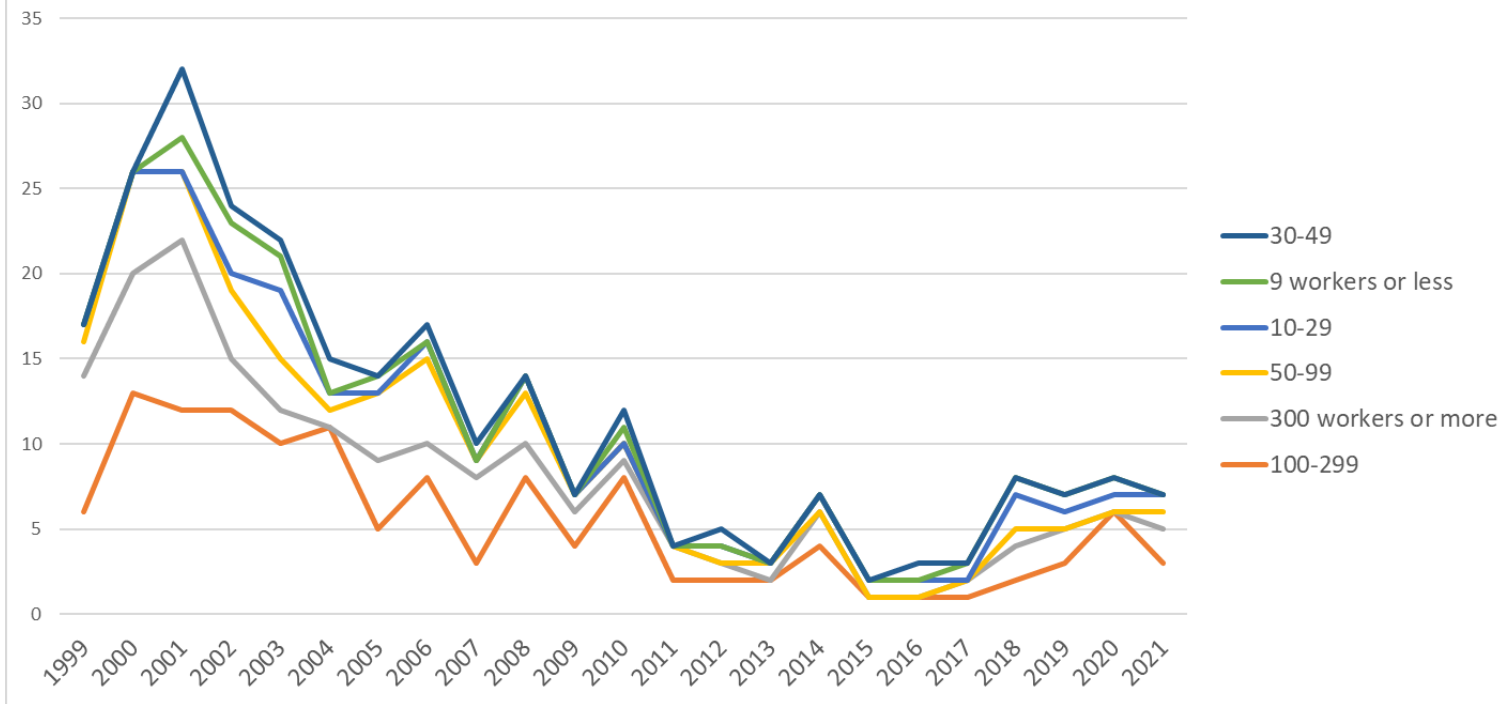


Transition of fatal and non-fatal accidents in type of accidents in code no. 011704 tobacco products (1999-2021)

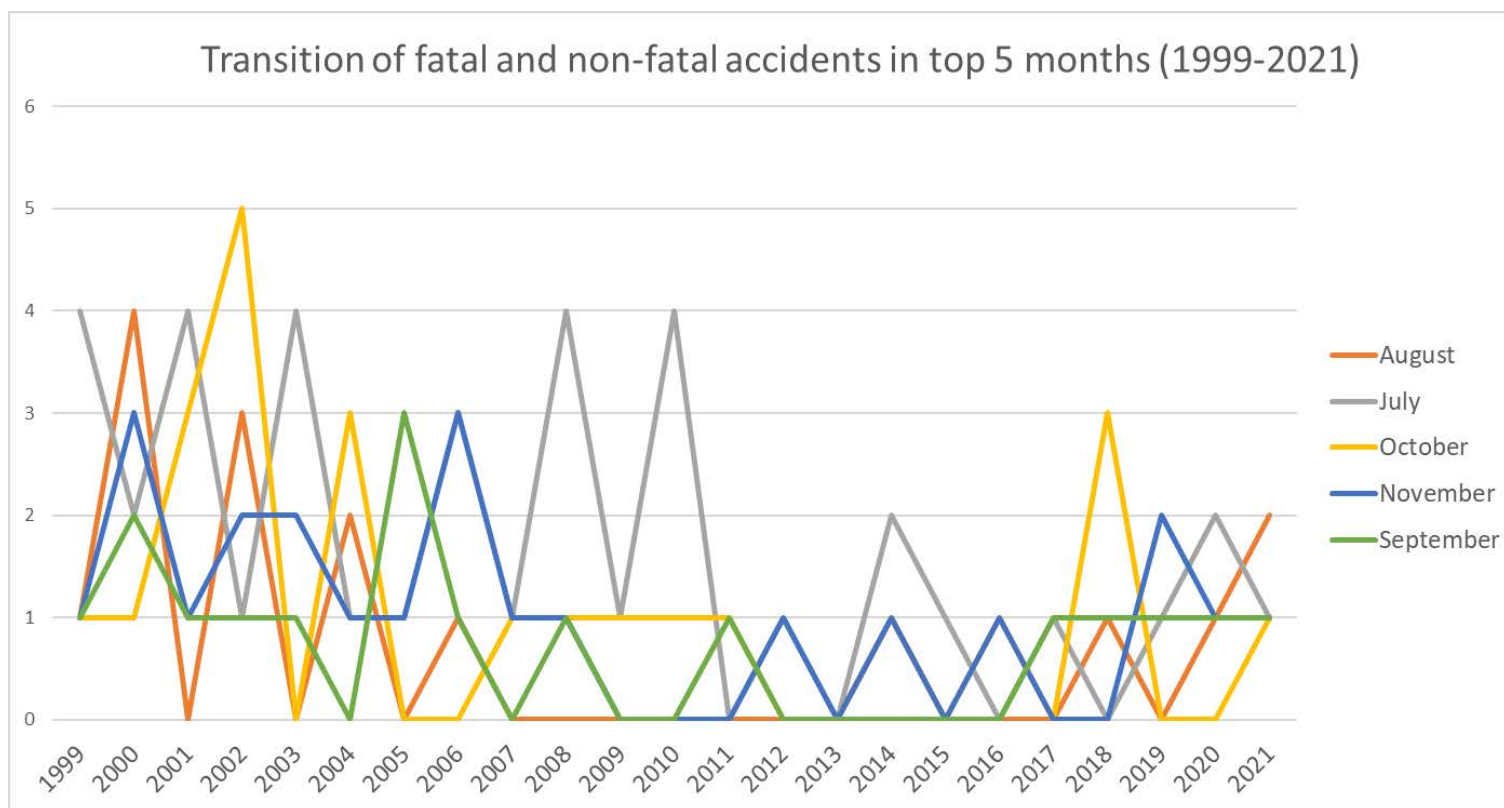


Transition of fatal and non-fatal accidents in workers ages in code no. 011704 tobacco products (1999-2021)

Transition of fatal and non-fatal accidents in workers scales (1999-2021)

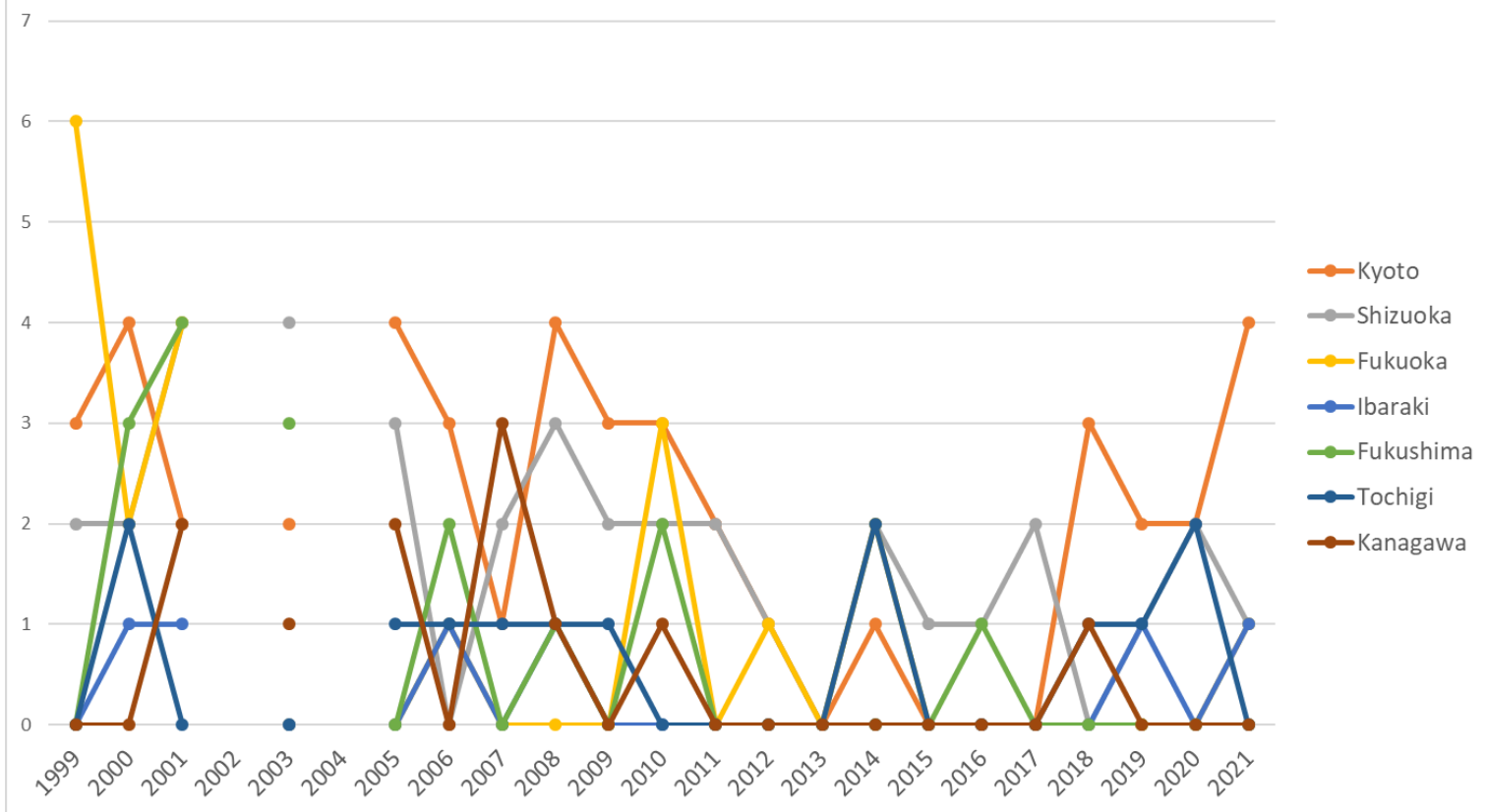


Transition of fatal and non-fatal accidents in workers scales in code no. 011704 tobacco products (1999-2021)



Transition of fatal and non-fatal accidents in months in code no. 011704 tobacco products (1999-2021)

Transition of fatal and non-fatal accidents in top 7 prefectures (1999-2021)



Transition of fatal and non-fatal accidents in prefectures in code no. 011704 tobacco products (1999-2021)

Transition of fatal and non-fatal accidents in large causal agents in code no. 011704 tobacco products (1999-2021)

code	Causal (L) agents	1999	2000	2001	2002	2003	2004	2005	2006	2007	2008	2009	2010	2011	2012	2013	2014	2015	2016	2017	2018	2019	2020	2021	total	Causal (L) agents
3	other equipment	4	3	4	5	4	2	2	3	5	1	1	1		2		1		1		1	1	2	3	46	other equipment
6	load	1	1	1	1	1	1	1	2		3		1	1							2		2		18	load
4	temporary buildings,	4	7	7	6	6	3	3	4	2	2	1	2	2	2	1	2	1		1	3	1	2	1	63	temporary buildings,

	establishments																									establishments
5	substance, material		2	3	1	2	1	1					3							1				1	15	substance, material
1	machine	6	6	9	6	5	5	1	5	2	5	2	2			1	1			1			2		59	machine
2	crane, conveying machine	1	7	6		2	3	4	1	1	3	2	2	1			2		2		2	1			40	crane, conveying machine
7	environment			1					1							1					1	1			5	environment
9	others	1		1	5	2		2	1			1	1		1		1	1			1	1	2		21	others
	total	17	26	32	24	22	15	14	17	10	14	7	12	4	5	3	7	2	3	3	8	7	8	7	267	total

Transition of fatal and non-fatal accidents in middle causal agents in code no. 011704 tobacco products (1999-2021)

[illegible]

[illegible]

91	other causal agent										1														1	other causal agent
11	engine																									engine
14	construction machine																									construction machine
17	mobile silviculture machine																									mobile silviculture machine
32	chemical facilities																									chemical facilities
33	welding equipment																									welding equipment
34	kiln, caldron																									kiln, caldron
99	unclassifiable																									unclassifiable
	total	17	26	32	24	22	15	14	17	10	14	7	12	4	5	3	7	2	3	3	8	7	8	7	267	total

Transition of fatal and non-fatal accidents in small causal agents in code no. 011704 tobacco products (1999-2021)

[illegible]

352	facilities								1															1	2	facilities
169	other general power machines			6		4		1	3	1	3	2	2				1						2		25	other general power machines
921	no causal agent			1		2		2	1				1		1		1	1			1	1	2		14	no causal agent
224	conveyor					1		2			2			1			1				1	1			9	conveyor
391	other equipment, facilities			1		1		1	2	1			1				1		1						9	other equipment, facilities
413	stairs, landing stage			3		1			1	1		1									2				9	stairs, landing stage
416	working platform, boot board			1		2		1	1		1		2										1		9	working platform, boot board
231	cars, bus, motorcycle			4				2					2												8	cars, bus, motorcycle
222	forklift					1				1	1	2					1		1						7	forklift
121	power transmission mechanism								1	1	2									1					5	power transmission mechanism
418	building, establishment			2										2											4	building, establishment
521	metal material			2		1							1												4	metal material
371	ladder					1				1													1		3	ladder
419	other temporary buildings, establishments			1							1							1							3	other temporary buildings, establishments
719	other environments			1					1							1									3	other environments
131	circular sawing			2																					2	circular sawing



[illegible]

[illegible]





522	lumber, bamboo																										lumber, bamboo
523	stone, sand, substance																										stone, sand, substance
612	machine/equipment as load																										machine/equipment as load
712	standing tree																										standing tree
714	abnormal environment																										abnormal environment
715	high/cold temperature environment																										high/cold temperature environment
999	unclassifiable																										unclassifiable
	total			32		22		14	17	10	14	7	12	4	5	3	7	2	3	3	8	7	8	7	185		total

Transition of fatal and non-fatal accidents in type of accidents in code no. 011704 tobacco products (1999-2021)

code	Type of accidents	1999	2000	2001	2002	2003	2004	2005	2006	2007	2008	2009	2010	2011	2012	2013	2014	2015	2016	2017	2018	2019	2020	2021	total	Type of accidents
19	reaction to motion/improper motion	1	1	3	5	3		4	2	1	3		3	1	3			1			2	4	2	5	44	reaction to motion/improper motion
02	falling to same level	5	7	10	5	4	5	2	4	1	2	1	2	2		2	4			1	1	1	2	1	62	falling to same level
01	fall from height	3	3	3	5	2	1	1	4	1	1	2	2					1	1		2		1	1	34	fall from height
07	caught in/between	6	10	5	3	6	5	3	5	3	5	2	3			1	2		1	1	1		1		63	caught in/between
03	crash	1	1	1			3	1	1	1	2	1		1	2				1	1			1		18	crash



	total	17	26	32	24	22	15	14	17	10	14	7	12	4	5	3	7	2	3	3	8	7	8	7	267	total
--	-------	----	----	----	----	----	----	----	----	----	----	---	----	---	---	---	---	---	---	---	---	---	---	---	-----	-------

Transition of fatal and non-fatal accidents in workers ages in code no. 011704 tobacco products (1999-2021)

code	Age	1999	2000	2001	2002	2003	2004	2005	2006	2007	2008	2009	2010	2011	2012	2013	2014	2015	2016	2017	2018	2019	2020	2021	total	Age
4	40-49	3	9	9	5	6	8	4	1	3	3		5		2	1	2	1		1	2	1	1	4	71	40-49
5	50-59	8	8	14	11	4	4	4	8	2	6	4	6	3	2		1		1		3	4	4	1	98	50-59
3	30-39		4	5	6	7		1	3	3	2	2	1		1		1		1		1	1	1	1	41	30-39
2	20-29	4	1	4		2		3	2	2	1			1			1	1	1		1	1		1	26	20-29
6	60 years old or more	2	3		2	3	3	2	3		2	1				1	2			2	1		2		29	60 years old or more
1	19 years old or less		1													1									2	19 years old or less
	total	17	26	32	24	22	15	14	17	10	14	7	12	4	5	3	7	2	3	3	8	7	8	7	267	total

Transition of fatal and non-fatal accidents in workers scales in code no. 011704 tobacco products (1999-2021)

code	Workers scale	1999	2000	2001	2002	2003	2004	2005	2006	2007	2008	2009	2010	2011	2012	2013	2014	2015	2016	2017	2018	2019	2020	2021	total	Workers scale
5	100-299	6	13	12	12	10	11	5	8	3	8	4	8	2	2	2	4	1	1	1	2	3	6	3	127	100-299
6	300 workers or more	8	7	10	3	2		4	2	5	2	2	1	2	1		2			1	2	2		2	58	300 workers or more
4	50-99	2	6	4	4	3	1	4	5	1	3	1	1			1					1			1	38	50-99
2	10-29	1			1	4	1		1		1				1		1	1	1		2	1	1	1	18	10-29
1	9 workers or less			2	3	2		1					1							1	1	1	1		13	9 workers or less
3	30-49			4	1	1	2		1	1			1		1				1						13	30-49
	total	17	26	32	24	22	15	14	17	10	14	7	12	4	5	3	7	2	3	3	8	7	8	7	267	total

Transition of fatal and non-fatal accidents in months in code no. 011704 tobacco products (1999-2021)

code	Month	1999	2000	2001	2002	2003	2004	2005	2006	2007	2008	2009	2010	2011	2012	2013	2014	2015	2016	2017	2018	2019	2020	2021	total	Month
8	August	1	4		3		2		1								1				1		1	2	16	August
7	July	4	2	4	1	4	1	1	3	1	4	1	4		1		2	1		1		1	2	1	39	July
10	October	1	1	3	5		3			1	1	1	1	1			1		1		3			1	24	October
11	November	1	3	1	2	2	1	1	3	1	1				1		1		1			2	1	1	23	November
9	September	1	2	1	1	1		3	1		1			1						1	1	1	1	1	17	September
12	December		2		1	2		2		1	1	1	1			1				1				1	14	December
3	March	2	3	4	1	2	3	2	3	2	1	2			2	1	1					1			30	March
2	February	2	3	8	1	1	1		3		2		1		1						1	1			25	February
1	January	2	1	1	3	3	1	2	3	1	1	1	1					1			1	1			23	January
5	May	1	3	5	2	2				1	1	1	1	2			1						2		22	May
6	June		1	2	4	3	3	2		1			1						1						18	June
4	April	2	1	3		2		1		1	1		2			1					1		1		16	April
	total	17	26	32	24	22	15	14	17	10	14	7	12	4	5	3	7	2	3	3	8	7	8	7	267	total

Transition of fatal and non-fatal accidents in prefectures in code no. 011704 tobacco products (1999-2021)

code	Prefecture	1999	2000	2001	2002	2003	2004	2005	2006	2007	2008	2009	2010	2011	2012	2013	2014	2015	2016	2017	2018	2019	2020	2021	total	Prefecture
26	Kyoto	3	4	2		2		4	3	1	4	3	3	2	1		1				3	2	2	4	44	Kyoto
22	Shizuoka	2	2	4		4		3		2	3	2	2	2	1		2	1	1	2		1	2	1	37	Shizuoka
40	Fukuoka	6	2	4					1				3		1		2							1	20	Fukuoka
8	Ibaraki		1	1					1		1											1		1	6	Ibaraki
7	Fukushima		3	4		3			2		1		2						1						16	Fukushima
9	Tochigi		2					1	1	1	1	1					2				1	1	2		13	Tochigi

[illegible]

37	Kagawa				1																			1	Kagawa	
39	Kochi		1																					1	Kochi	
2	Aomori																								Aomori	
5	Akita																								Akita	
6	Yamagata																								Yamagata	
10	Gunma																								Gunma	
15	Niigata																								Niigata	
16	Toyama																								Toyama	
18	Fukui																								Fukui	
19	Yamanashi																								Yamanashi	
25	Shiga																								Shiga	
29	Nara																								Nara	
32	Shimane																								Shimane	
33	Okayama																								Okayama	
34	Hiroshima																								Hiroshima	
35	Yamaguchi																								Yamaguchi	
41	Saga																								Saga	
42	Nagasaki																								Nagasaki	
	total	17	26	32		22		14	17	10	14	7	12	4	5	3	7	2	3	3	8	7	8	7	228	total

Data source : <https://anzeninfo.mhlw.go.jp/user/anzen/tok/anst00.htm>

Return to [https://www.jisha.or.jp/english/statistics/202211\\_23.html](https://www.jisha.or.jp/english/statistics/202211_23.html)