Transition of fatal and non-fatal accidents in each element like as causal agents, type of accidents, etc. in code no. 011709 other manufacturing (1999-2021)

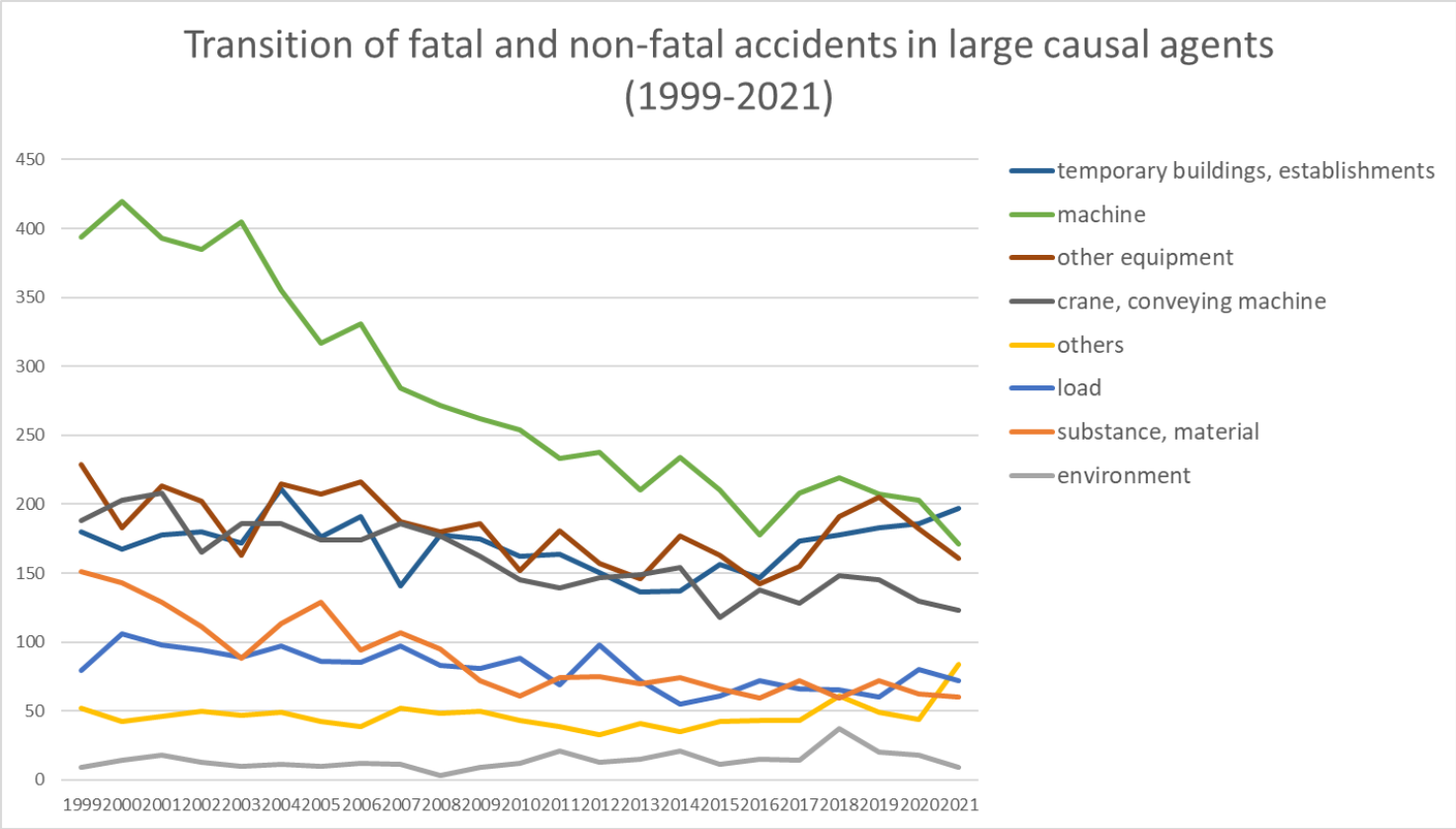

Transition of fatal and non-fatal accidents in large causal agents in code no. 011709 other manufacturing (1999-2021)

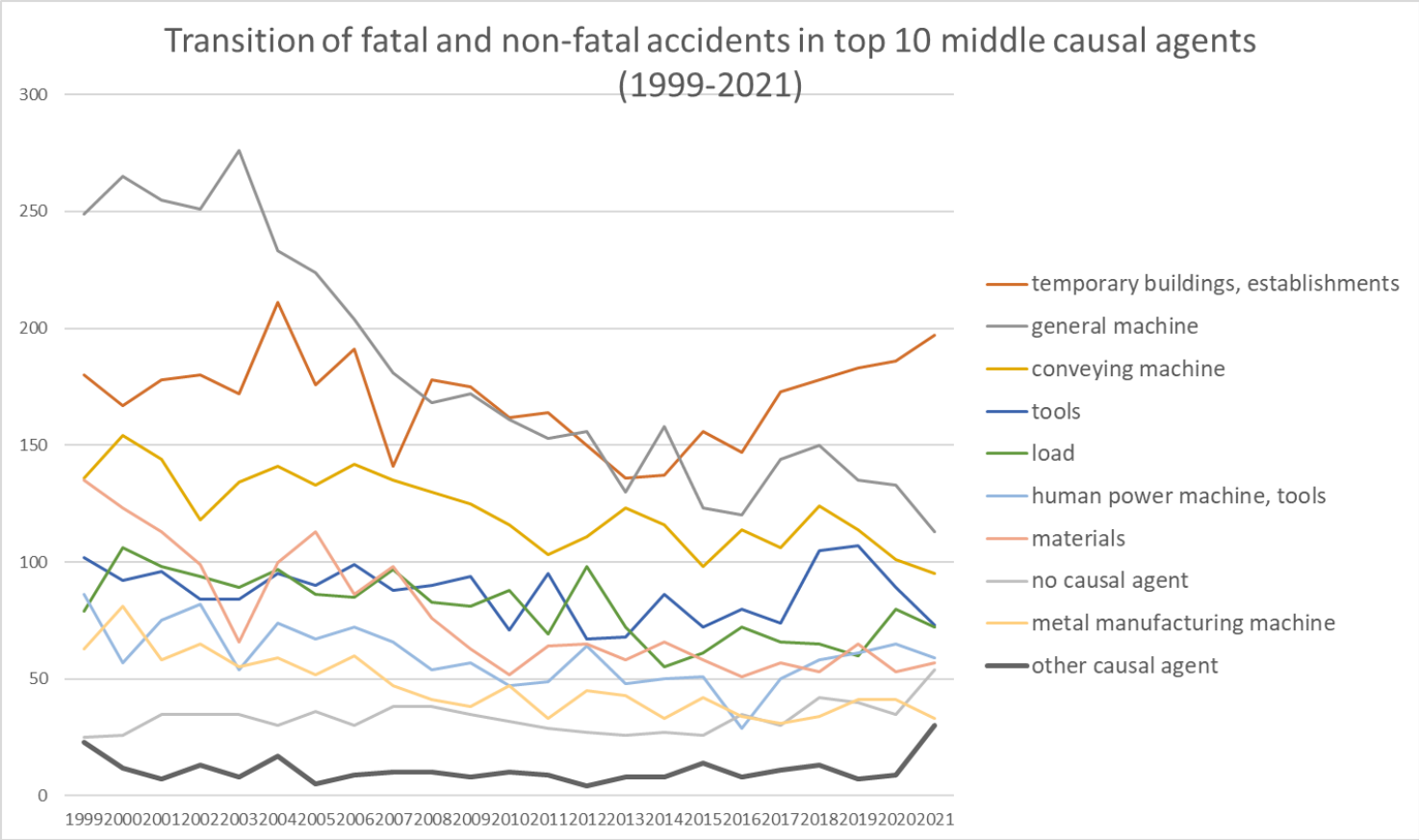

Transition of fatal and non-fatal accidents in middle causal agents in code no. 011709 other manufacturing (1999-2021)

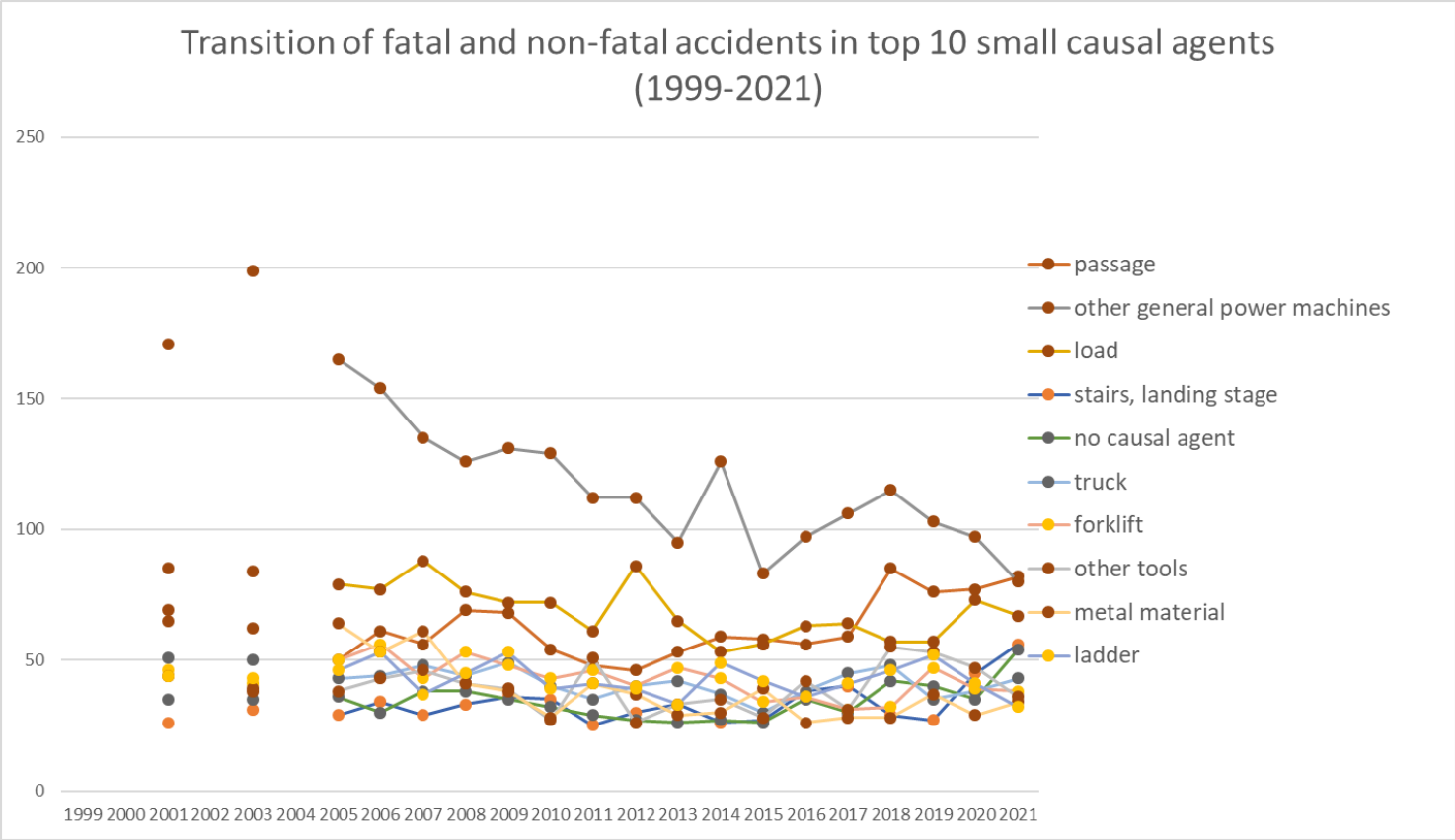

Transition of fatal and non-fatal accidents in small causal agents in code no. 011709 other manufacturing (1999-2021)

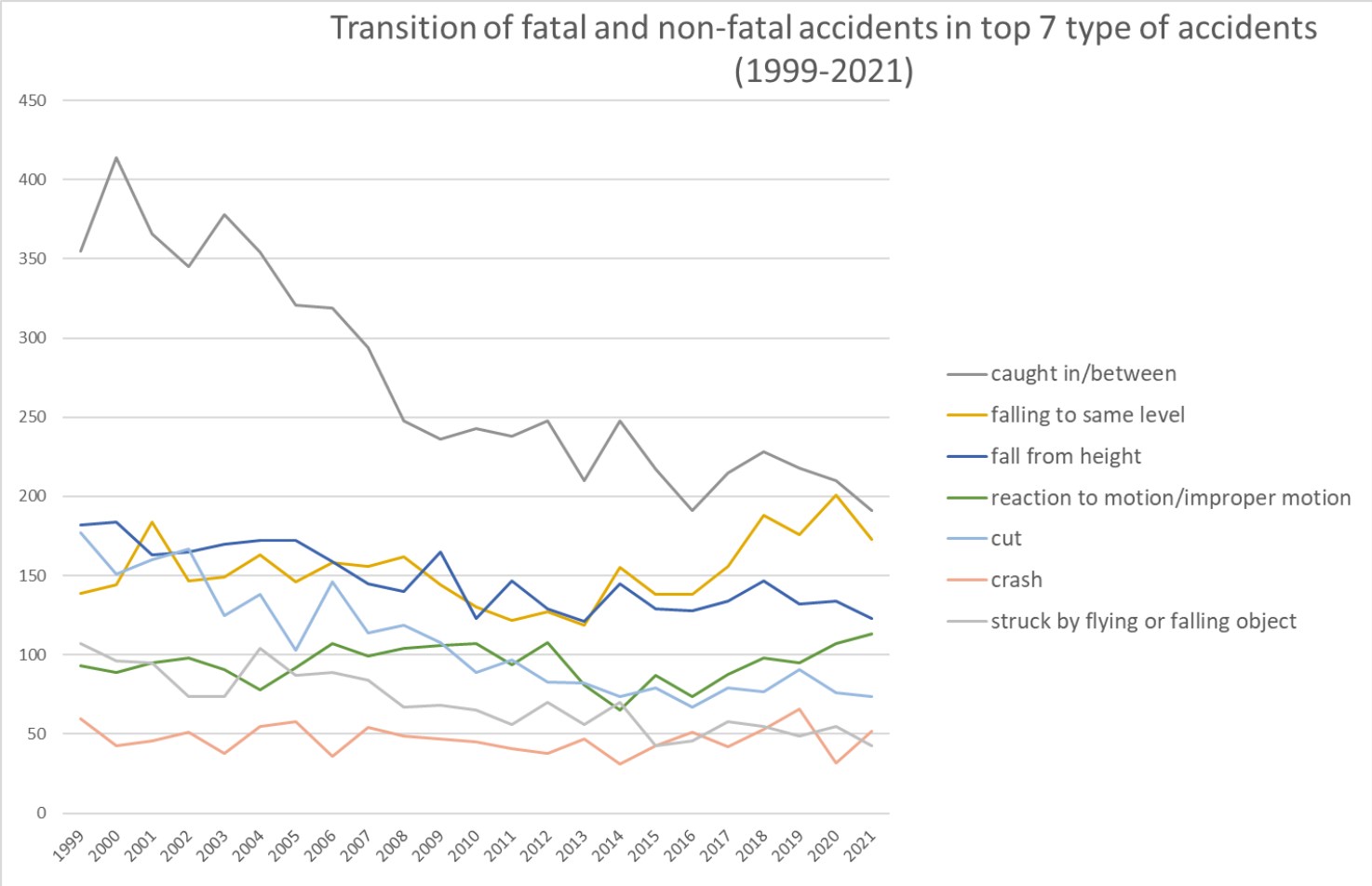

Transition of fatal and non-fatal accidents in type of accidents in code no. 011709 other manufacturing (1999-2021)

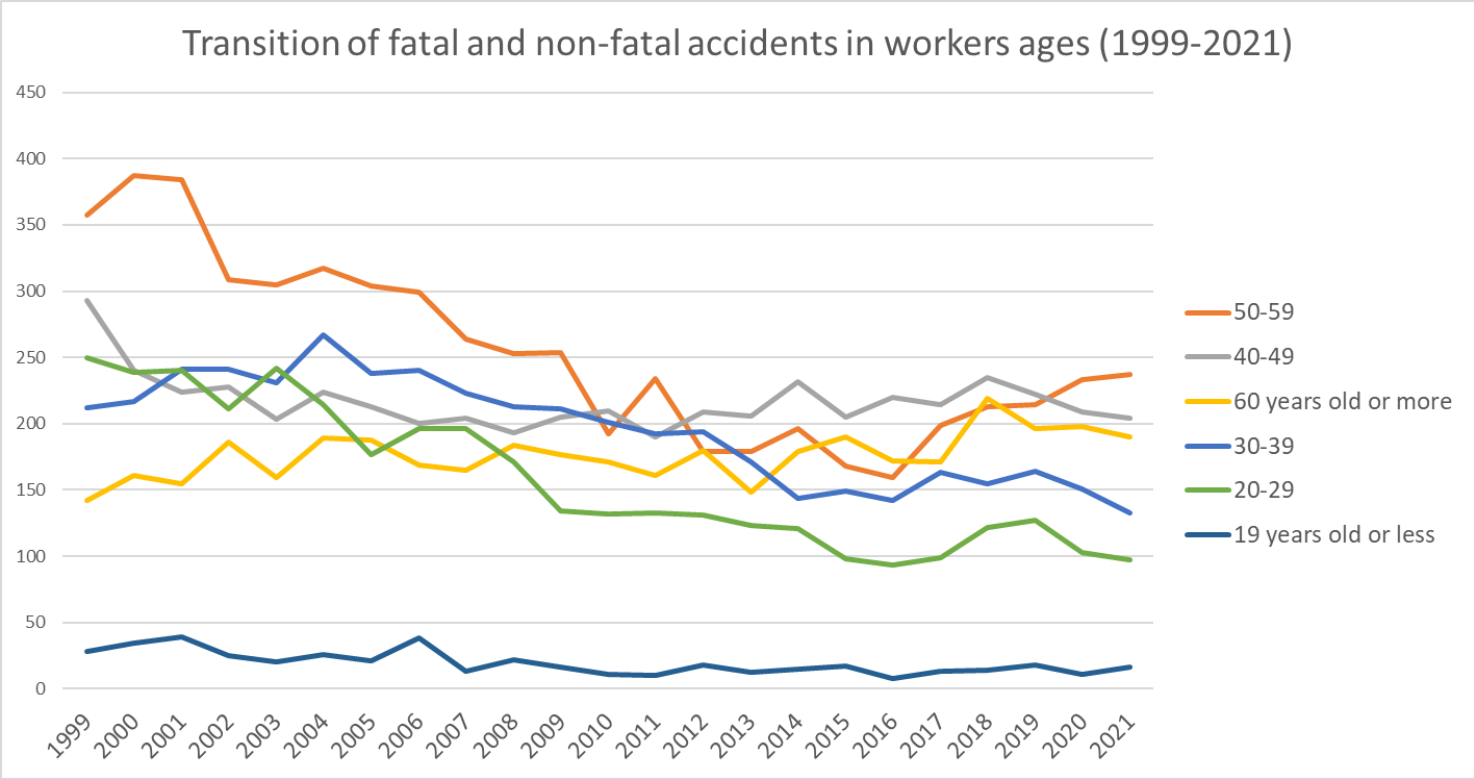

Transition of fatal and non-fatal accidents in workers ages in code no. 011709 other manufacturing (1999-2021)

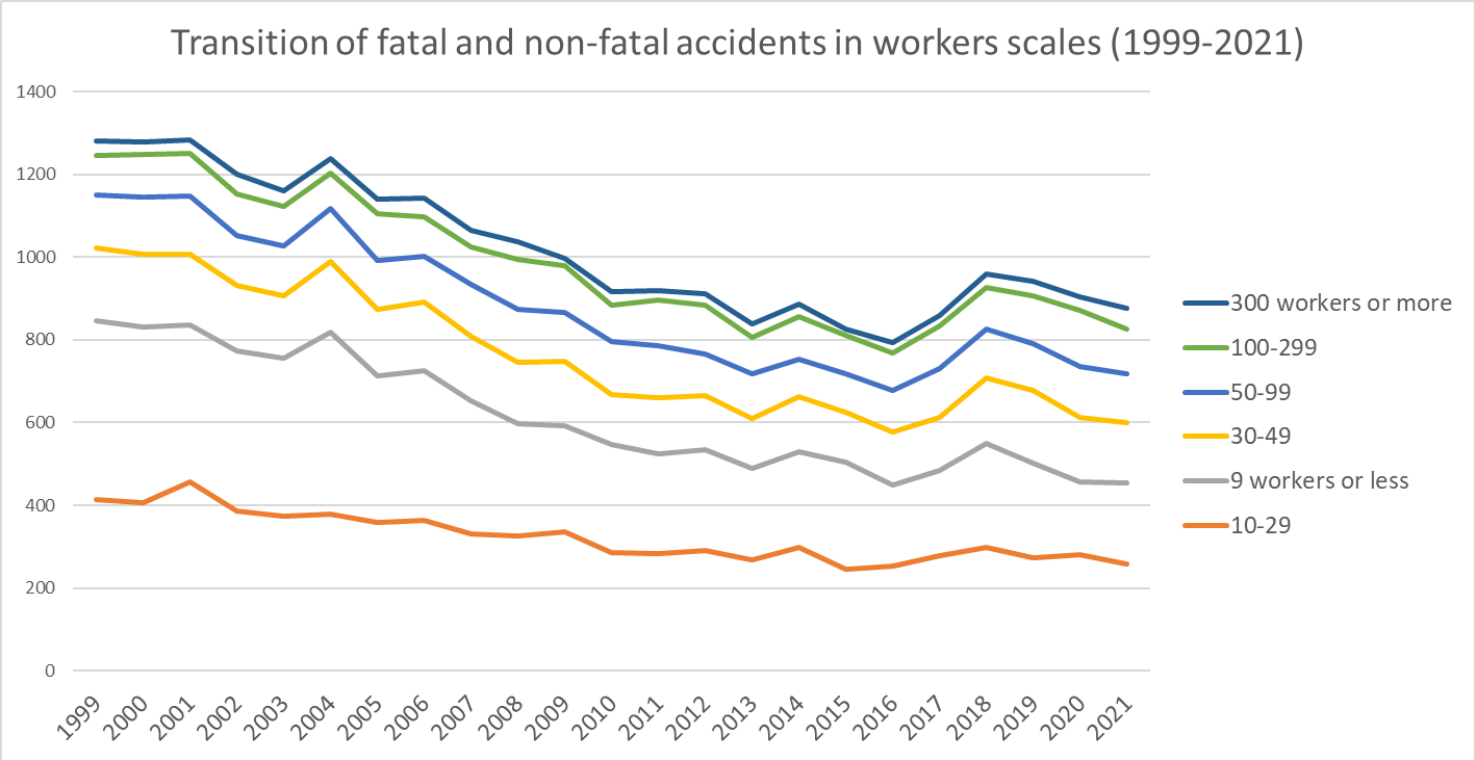

Transition of fatal and non-fatal accidents in workers scales in code no. 011709 other manufacturing (1999-2021)

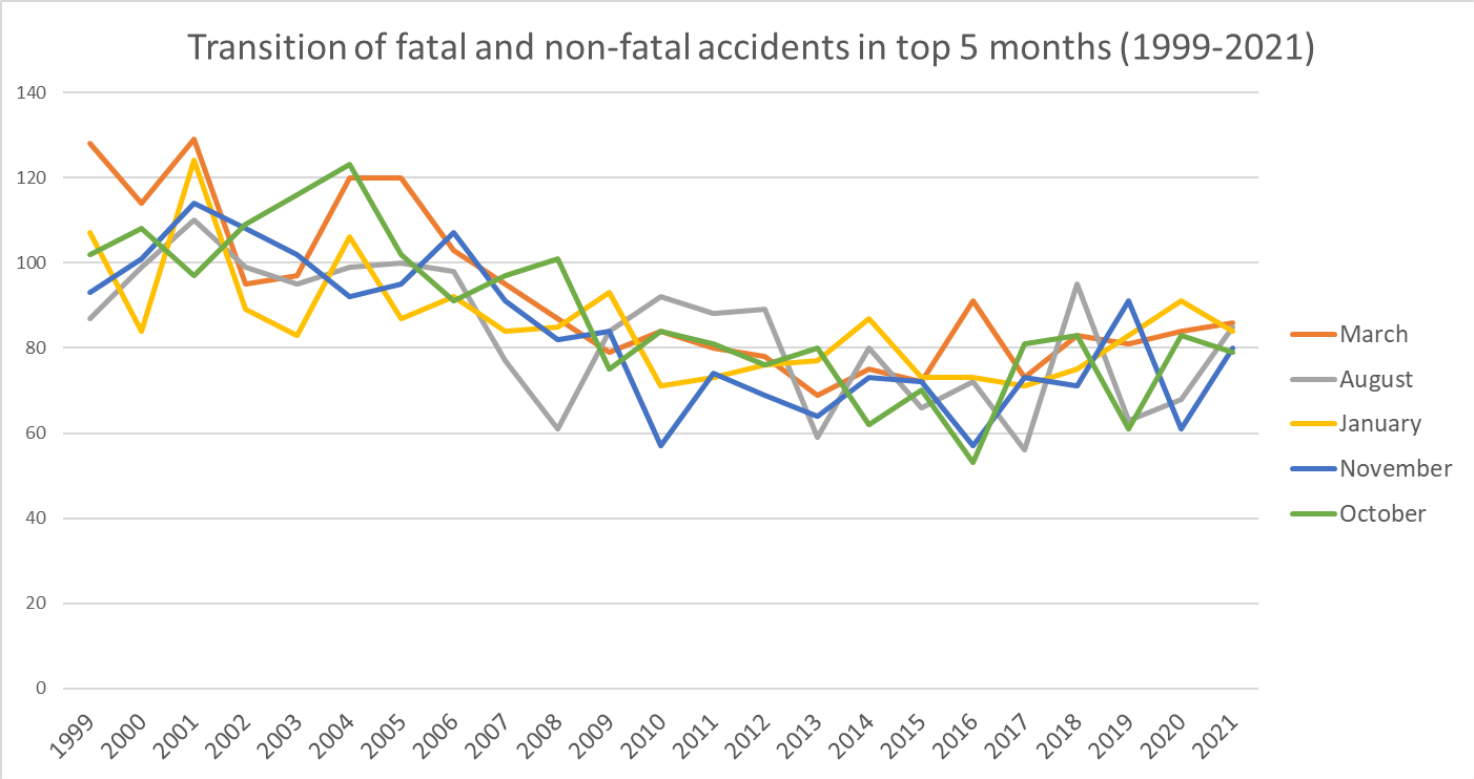

Transition of fatal and non-fatal accidents in months in code no. 011709 other manufacturing (1999-2021)

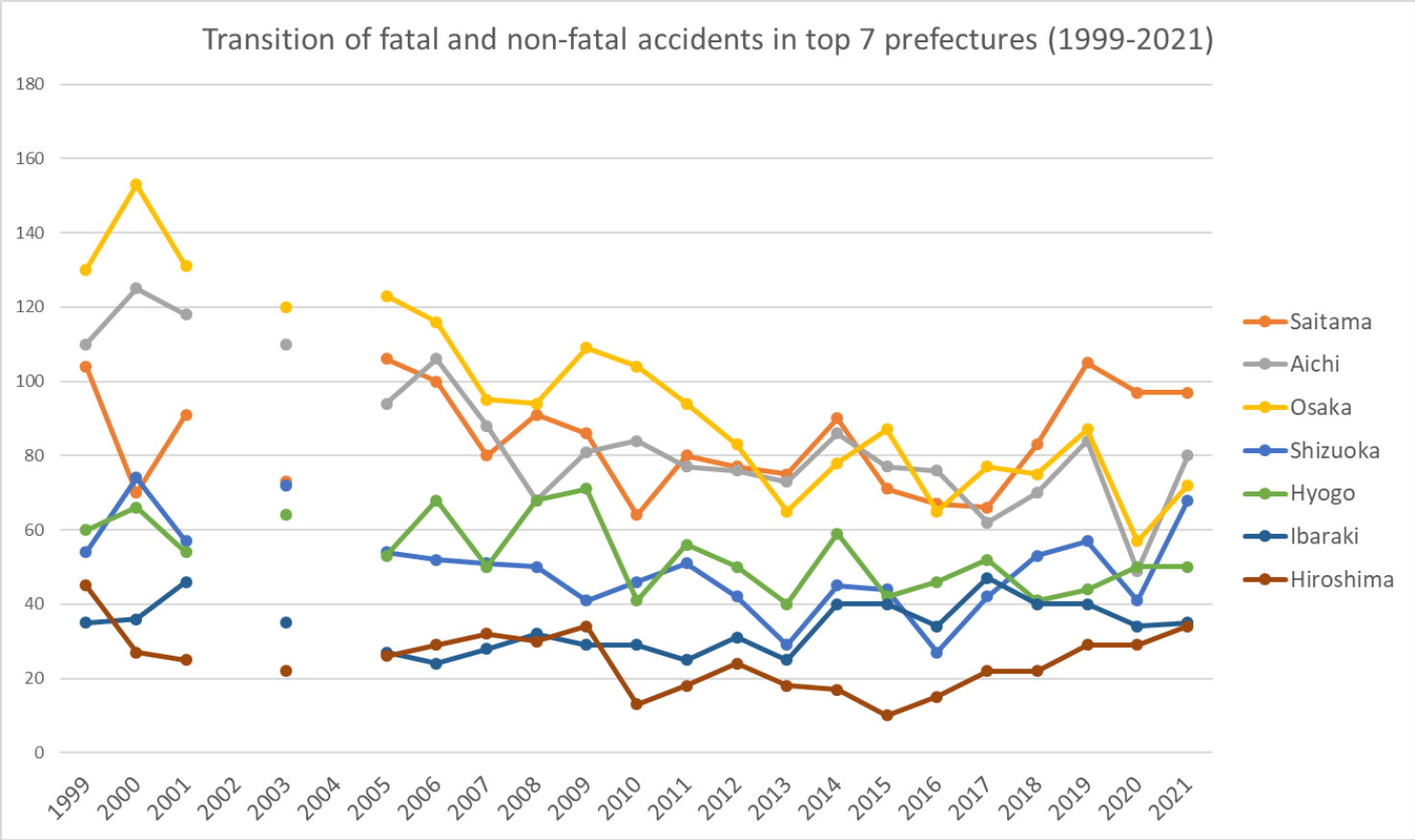

Transition of fatal and non-fatal accidents in prefectures in code no. 011709 other manufacturing (1999-2021)

Transition of fatal and non-fatal accidents in large causal agents in code no. 011709 other manufacturing (1999-2021)

code	Causal (L) agents	1999	2000	2001	2002	2003	2004	2005	2006	2007	2008	2009	2010	2011	2012	2013	2014	2015	2016	2017	2018	2019	2020	2021	total	Causal (L) agents
4	temporary buildings, establishments	180	167	178	180	172	211	176	191	141	178	175	162	164	150	136	137	156	147	173	178	183	186	197	3,918	temporary buildings, establishments
1	machine	394	420	393	385	405	355	317	331	284	272	262	254	233	238	210	234	210	178	208	219	207	203	171	6,383	machine
3	other equipment	229	183	213	202	163	215	207	216	187	180	186	152	181	157	146	177	163	142	155	191	205	182	161	4,193	other equipment

2	crane, conveying machine	188	203	208	165	186	186	174	174	186	177	162	145	139	147	149	154	118	138	128	148	145	130	123	3,673	crane, conveying machine
9	others	52	42	46	50	47	49	42	39	52	48	50	43	39	33	41	35	42	43	43	61	49	44	84	1,074	others
6	load	79	106	98	94	89	97	86	85	97	83	81	88	69	98	72	55	61	72	66	65	60	80	72	1,853	load
5	substance, material	151	143	129	111	88	113	129	94	107	95	72	61	74	75	70	74	66	59	72	59	72	62	60	2,036	substance, material
7	environment	9	14	18	13	10	11	10	12	11	3	9	12	21	13	15	21	11	15	14	37	20	18	9	326	environment
	total	1,282	1,278	1,283	1,200	1,160	1,237	1,141	1,142	1,065	1,036	997	917	920	911	839	887	827	794	859	958	941	905	877	23,456	total

Transition of fatal and non-fatal accidents in middle causal agents in code no. 011709 other manufacturing (1999-2021)

code	Causal (M) agents	1999	2000	2001	2002	2003	2004	2005	2006	2007	2008	2009	2010	2011	2012	2013	2014	2015	2016	2017	2018	2019	2020	2021	total	Causal (M) agents
41	temporary buildings, establishments	180	167	178	180	172	211	176	191	141	178	175	162	164	150	136	137	156	147	173	178	183	186	197	3,918	temporary buildings, establishments
16	general machine	249	265	255	251	276	233	224	204	181	168	172	161	153	156	130	158	123	120	144	150	135	133	113	4,154	general machine
22	conveying machine	136	154	144	118	134	141	133	142	135	130	125	116	103	111	123	116	98	114	106	124	114	101	95	2,813	conveying machine
37	tools	102	92	96	84	84	95	90	99	88	90	94	71	95	67	68	86	72	80	74	105	107	89	73	2,001	tools
61	load	79	106	98	94	89	97	86	85	97	83	81	88	69	98	72	55	61	72	66	65	60	80	72	1,853	load
36	human power machine, tools	86	57	75	82	54	74	67	72	66	54	57	47	49	64	48	50	51	29	50	58	61	65	59	1,375	human power machine, tools
52	materials	135	123	113	99	66	100	113	86	98	76	63	52	64	65	58	66	58	51	57	53	65	53	57	1,771	materials

92	no causal agent	25	26	35	35	35	30	36	30	38	38	35	32	29	27	26	27	26	35	30	42	40	35	54	766	no causal agent
15	metal manufacturing machine	63	81	58	65	55	59	52	60	47	41	38	47	33	45	43	33	42	34	31	34	41	41	33	1,076	metal manufacturing machine
91	other causal agent	23	12	7	13	8	17	5	9	10	10	8	10	9	4	8	8	14	8	11	13	7	9	30	253	other causal agent
39	other equipments, facilities	27	20	30	28	18	29	36	39	25	25	25	33	23	16	23	33	31	27	23	21	31	19	24	606	other equipments, facilities
23	vehicle	31	28	37	30	31	21	15	11	24	23	20	19	24	18	17	14	9	10	10	8	11	10	21	442	vehicle
13	woodworking machine	59	48	60	53	51	43	22	44	41	44	40	33	27	23	21	27	26	14	16	23	24	16	14	769	woodworking machine
71	natural environment	9	14	18	13	10	11	10	12	11	3	9	12	21	13	15	21	11	15	14	37	20	18	9	326	natural environment
21	crane	21	21	27	17	21	24	26	21	27	24	17	10	12	18	9	24	11	14	12	16	20	19	7	418	crane
14	construction machine	9	10	6	9	6	12	9	7	4	13	2	4	4	6	10	8	10	7	5	4	2	4	7	158	construction machine
12	power transmission mechanism	14	15	12	7	17	8	10	16	10	6	10	9	15	7	6	8	9	3	12	6	4	9	4	217	power transmission mechanism
51	hazards, harmful substances	16	20	16	12	22	13	16	8	9	19	9	9	10	10	12	8	8	8	15	6	7	9	3	265	hazards, harmful substances
35	electric equipment	4	3	3	2	1	5	3	1	5	4	1		6	3		1	5	1		1			3	52	electric equipment

34	kiln, caldron	2	5	4		4	3	4	1		2	6	1	4	2		5	2	4	5	2	2	5	2	65	kiln, caldron
99	unclassifiable	4	4	4	2	4	2	1		4		7	1	1	2	7		2		2	6	2			55	unclassifiable
33	welding equipment	6	2	3	4	1	5	1	1	1	3	2		3	2	3		2		2	2	2	2		47	welding equipment
31	pressure vessel	1	1	2	2		3	4	3	1	2	1		1	2	4	2				1	2	2		34	pressure vessel
32	chemical facilities	1	3			1	1	2		1					1				1	1	1				13	chemical facilities
11	engine		1	2						1				1	1						2	1			9	engine
17	mobile silviculture machine																									mobile silviculture machine
	total	1,282	1,278	1,283	1,200	1,160	1,237	1,141	1,142	1,065	1,036	997	917	920	911	839	887	827	794	859	958	941	905	877	23,456	total

Transition of fatal and non-fatal accidents in small causal agents in code no. 011709 other manufacturing (1999-2021)

code	Causal (S) agents	1999	2000	2001	2002	2003	2004	2005	2006	2007	2008	2009	2010	2011	2012	2013	2014	2015	2016	2017	2018	2019	2020	2021	total	Causal (S) agents
417	passage			69		62		50	61	56	69	68	54	48	46	53	59	58	56	59	85	76	77	82	1,188	passage
169	other general power machines			171		199		165	154	135	126	131	129	112	112	95	126	83	97	106	115	103	97	80	2,336	other general power machines
611	load			85		84		79	77	88	76	72	72	61	86	65	53	56	63	64	57	57	73	67	1,335	load
413	stairs, landing stage			26		31		29	34	29	33	36	35	25	30	33	26	27	38	40	29	27	45	56	629	stairs, landing stage
921	no causal agent			35		35		36	30	38	38	35	32	29	27	26	27	26	35	30	42	40	35	54	650	no causal agent
221	truck			51		50		43	44	48	44	49	40	35	40	42	37	30	38	45	48	35	38	43	800	truck
222	forklift			46		41		50	56	43	53	48	43	46	40	47	43	34	36	31	32	47	39	38	813	forklift
379	other tools			44		38		38	43	46	41	39	27	51	26	33	35	28	42	31	55	53	47	36	753	other tools
521	metal material			65		39		64	53	61	41	38	28	41	37	29	30	39	26	28	28	37	29	34	747	metal material

371	ladder			44		43		46	53	37	45	53	39	41	39	33	49	42	36	41	46	52	41	32	812	ladder
364	hand tool			44		32		34	48	37	29	28	22	27	28	21	24	19	15	24	24	22	29	32	539	hand tool
911	other causal agent			7		8		5	9	10	10	8	10	9	4	8	8	14	8	11	13	7	9	30	188	other causal agent
416	working platform, boot board			29		23		31	37	24	31	22	26	29	27	8	17	23	13	26	18	31	25	28	468	working platform, boot board
391	other equipment, facilities			30		18		36	39	25	25	25	33	23	16	23	33	31	27	23	21	31	19	24	502	other equipment, facilities
362	human power hauling equipment			25		20		30	24	26	24	23	19	19	32	25	22	28	13	24	32	34	27	23	470	human power hauling equipment
231	cars, bus, motorcycle			33		28		15	11	24	20	20	19	21	17	16	13	8	9	9	8	11	9	17	308	cars, bus, motorcycle
163	roll machine (except printingroll machine)			38		34		22	20	18	15	17	7	12	15	10	13	19	11	16	14	9	16	15	321	roll machine (except printingroll machine)
529	other materials			35		17		29	19	25	27	18	18	15	17	20	19	9	14	19	15	23	15	14	368	other materials
418	building, establishment			30		29		25	31	14	17	24	22	25	20	19	13	24	14	22	17	17	16	13	392	building, establishment
224	conveyor			42		39		35	35	40	28	22	30	19	28	32	32	32	35	28	40	25	22	12	576	conveyor
419	other temporary buildings, establishments			14		16		25	12	11	15	16	15	22	17	13	13	16	18	15	13	22	16	11	300	other temporary buildings, establishments
159	other metal manufacturing machines			25		13		17	28	16	11	13	16	8	13	15	11	9	11	6	8	9	12	11	252	other metal manufacturing machines
522	lumber, bamboo			13		9		19	11	10	8	7	5	7	9	7	15	8	7	7	9	3	8	8	170	lumber, bamboo
	circular sawing																									circular sawing

131	machine			31		34		14	23	24	19	25	21	18	10	13	19	13	9	12	12	10	12	7	326	machine
162	mixer, grinder			17		13		13	12	12	10	12	11	16	9	13	13	13	7	8	9	12	9	7	216	mixer, grinder
211	crane			16		7		15	9	10	15	9	6	9	11	7	14	6	8	10	9	15	9	6	191	crane
154	power press			11		16		10	11	8	13	6	11	7	8	11	11	10	4	9	6	14	10	6	182	power press
715	high/cold temperature environment			5		3		1	1	4		1	5		5	5	6	5	5	3	17	11	5	6	88	high/cold temperature environment
153	grinding machine, buffing machine			10		10		7	7	6	10	6	7	9	11	7	5	8	8	7	9	7	5	5	144	grinding machine, buffing machine
612	machine/equipment as load			13		5		7	8	9	7	9	16	8	12	7	2	5	9	2	8	3	7	5	142	machine/equipment as load
152	drill press, milling machine			7		6		7	4	9	5	8	5	5	3	3	3	6	5	5	7	2	6	5	101	drill press, milling machine
166	printing machine			13		9		4	10	5	5	2	3	3	5	6	1	1	2	6	6	1	3	5	90	printing machine
372	slinging tool			8		3		6	3	5	4	2	5	3	2	2	2	2	2	2	4	2	1	5	63	slinging tool
121	power transmission mechanism			12		17		10	16	10	6	10	9	15	7	6	8	9	3	12	6	4	9	4	173	power transmission mechanism
141	leveling, transporting or loading machine			4		3		4	4	1	2	1	1	1	2	4	1	4	4	2	1	1	3	4	47	leveling, transporting or loading machine
239	other vehicles			4		2					3			2		1	1		1	1			1	4	20	other vehicles
164	injection molding machine			11		15		10	4	8	2	5	6	6	7	2	3	3	2	4	1	5	5	3	102	injection molding machine
151	lathe			4		5		6	6	4	1	1	6	3	6	5	3	6	3	2	1	5	6	3	76	lathe
514	harmful substance			4		2		4	2	4	8	2	3	4	6	4	3	1	3	6	3	2	2	3	66	harmful substance

165	food manufacturing machine			4		2		7	2	2	8	3	3	4	5	3	2	4	1	2	3	4	3	3	65	food manufacturing machine
156	shearing machine			1		5		5	4	4	1	4	2	1	4	2		3	3	2	3	4	2	3	53	shearing machine
361	human power cranes			3		1		1		1	1	1	4	1				2				3	6	3	27	human power cranes
719	other environments			7		7		5	8	6	2	3	4	10	6	8	13	5	8	8	12	6	6	2	126	other environments
139	other woodworking machines			16		8		1	8	9	15	8	7	4	8	2	4	9	3	2	5	11	3	2	125	other woodworking machines
415	roof, beam, haze, crossbeam, principal rafter			4		3		4	3	3	5	5	5	7	6	4	2	4	4	6	3	4	2	2	76	roof, beam, haze, crossbeam, principal rafter
411	scaffolding			6		5		8	6	1	5	1	2	4	2	2	2		3	1	8	5	2	2	65	scaffolding
414	opening					3		4	7	3	1	3	3	4	2	4	5	4	1	4	4	1	2	2	57	opening
133	wood planer machine			1		5		3	7	2	7	3	2	1	2	3		1			2	3		2	44	wood planer machine
142	excavating machine			1		1		4		2	7	1	1	2	4	2	3	1	1	2		1		2	35	excavating machine
341	kiln, caldron			2		3					2	3		3			2	1	3	2	1	1	1	2	26	kiln, caldron
225	loader					1		2			1	1			3					1		1		2	12	loader
352	electric power facilities			1		1		2		1	1			2				2						2	12	electric power facilities
214	elevator, lift			4		7		7	4	6		3	1	1	3	1	4	2	2		2	3	4	1	55	elevator, lift
363	human power machine			3		1		2		2		5	2	2	4	2	4	2	1	2	2	2	3	1	40	human power machine
132	band sawing machine			5		1		2	3	3	1	3	2	3		1	2	1			3			1	31	band sawing machine

523	stone, sand, substance					1		1	3	2			1	1	2	2	2	2	4	3	1	2	1	1	29	stone, sand, substance
135	chamfering machine, router, woodworking milling machine			6		3		1	2	1				1	1	2		1	1					1	20	chamfering machine, router, woodworking milling machine
711	natural ground, rock			2				1	1		1	1	1	1			1	1	1		2	1	1	1	16	natural ground, rock
351	transmission			1						3		1		1				3	1		1			1	12	transmission
136	chain saw							1			1				1			1	1				1	1	7	chain saw
145	demolition machine			1									1					2			1		1	1	7	demolition machine
412	timbering										2										1		1	1	5	timbering
212	mobile crane			4		6		3	5	7	8	4	2	1	3	1	3	3	3	2	2	2	1		60	mobile crane
229	other powered conveying machines			4		3		3	7	3	4	5	3	3		2	4	2	5	1	4	4	2		59	other powered conveying machines
519	other hazards, harmful substances			1		4		5	1	3	5	6	1	3	2		1		2	4	1	4	4		47	other hazards, harmful substances
999	unclassifiable			4		4		1		4		7	1	1	2	7		2		2	6	2			43	unclassifiable
511	explosive substance			4		13		4	2	2	2	1	1		1	3	2	2	1	2		1			41	explosive substance
512	inflammable substance			6		2		2	3		3		3	1	1	5	1	4	2	1	2		3		39	inflammable substance
219	other powered crane			3		1		1	3	4	1	1	1	1	1		3		1		3		4		28	other powered crane
342	industrial dryer							4	1			3	1	1	2		3			3	1	1	4		24	industrial dryer
713	water							1	2	1				10	1					1	1	1	3		21	water

712	standing tree			2				1				1	2		1	2	1		1	2	5		2		20	standing tree
167	industrial robot			1		4		3	1		2	1			2					2	2	1			19	industrial robot
149	other construction machines					1		1	2	1	3			1		2	2	1	1						15	other construction machines
359	other electrical equipment			1				1	1	1	3			3	3		1								14	other electrical equipment
134	hollow chisel mortiser, wood borer			1					1	2	1	1	1		1		2			2	1				13	hollow chisel mortiser, wood borer
319	other pressure vessels							3	1						2	2	2				1	1	1		13	other pressure vessels
146	vehicle for high lift work								1		1		1			1	2	2	1	1	1				11	vehicle for high lift work
339	other welding equipment			1		1		1	1		1	2		2		1				1					11	other welding equipment
513	inflammable gas			1		1		1			1		1	2			1	1		2					11	inflammable gas
312	pressure vessel			1				1	2	1	1	1				2							1		10	pressure vessel
331	gas welding equipment			1						1	1				2	1		1				2	1		10	gas welding equipment
332	arc welding equipment			1							1			1		1		1		1	2		1		9	arc welding equipment
111	engine			2						1				1	1						2	1			8	engine
321	chemical facilities					1		2		1					1				1	1	1				8	chemical facilities
714	abnormal environment			2				1				3										1	1		8	abnormal environment
161	centrifugal machine								1	1		1	2		1	1									7	centrifugal machine

349	other kiln, caldron			2		1												1	1						5	other kiln, caldron
232	railway vehicle					1								1	1			1							4	railway vehicle
311	boiler			1							1			1								1			4	boiler
223	railway equipment									1												2			3	railway equipment
143	foundation work machine					1															1				2	foundation work machine
144	hardening machine															1									1	hardening machine
215	cargo lifting appliance																						1		1	cargo lifting appliance
227	rough terrain hauler			1																					1	rough terrain hauler
155	forging pressure hammer																									forging pressure hammer
171	felling machine																									felling machine
172	mobile logging machine																									mobile logging machine
173	skyline yarding machine																									skyline yarding machine
179	other mobile silviculture machine																									other mobile silviculture machine
213	derrick crane																									derrick crane
216	gondola																									gondola
217	lumberyard equipment, logging cableway																									lumberyard equipment, logging cableway
	simple skyline																									simple skyline

218	yarding equipment																									yarding equipment
226	straddle carrier																									straddle carrier
515	radiation																									radiation
	total			1,283		1,160		1,141	1,142	1,065	1,036	997	917	920	911	839	887	827	794	859	958	941	905	877	18,459	total

Transition of fatal and non-fatal accidents in type of accidents in code no. 011709 other manufacturing (1999-2021)

code	Type of accidents	1999	2000	2001	2002	2003	2004	2005	2006	2007	2008	2009	2010	2011	2012	2013	2014	2015	2016	2017	2018	2019	2020	2021	total	Type of accidents
07	caught in/between	355	414	366	345	378	354	321	319	294	248	236	243	238	248	210	248	217	191	215	228	218	210	191	6,287	caught in/between
02	falling to same level	139	144	184	147	149	163	146	158	156	162	144	130	122	127	119	155	138	138	156	188	176	201	173	3,515	falling to same level
01	fall from height	182	184	163	165	170	172	172	159	145	140	165	123	147	129	121	145	129	128	134	147	132	134	123	3,409	fall from height
19	reaction to motion/improper motion	93	89	95	98	91	78	92	107	99	104	106	107	94	108	81	65	87	74	88	98	95	107	113	2,169	reaction to motion/improper motion
08	cut	177	151	160	167	125	138	103	146	114	119	108	89	97	83	82	74	79	67	79	77	91	76	74	2,476	cut
03	crash	60	43	46	51	38	55	58	36	54	49	47	45	41	38	47	31	43	51	42	53	66	32	52	1,078	crash
04	struck by flying or falling object	107	96	95	74	74	104	87	89	84	67	68	65	56	70	56	70	43	46	58	55	49	55	43	1,611	struck by flying or falling object
06	crashed by	56	59	56	63	39	50	60	60	44	62	31	39	43	33	35	38	37	36	30	42	46	35	28	1,022	crashed by
90	others	6	4	4	4	9	13	7	5	6	5	4	5	5	2	5	5	4	8	3	6	2	6	25	143	others
17	traffic accident (public road)	31	24	29	27	21	16	14	11	21	17	25	22	16	20	17	12	11	11	16	8	10	10	20	409	traffic accident (public road)
05	collapse	31	22	33	23	25	42	37	26	19	24	33	24	21	27	26	19	12	18	12	18	26	10	16	544	collapse
	contact to																									contact to

11	high/low-temperature	27	22	29	24	21	24	22	18	14	19	14	11	17	12	19	12	15	14	13	29	24	19	14	433	high/low-temperature
12	contact to harmful substance	7	12	5	4	2	12	6	3	8	12	7	4	7	7	4	4	2	4	9	3	3	5	3	133	contact to harmful substance
13	electric shock	2	3	1	1	1	4	3			2			3	1	1	4	3				1		1	31	electric shock
99	unclassifiable	1	2	3	1	1	2	1		2	1	3			1	6		2		1	2	1		1	31	unclassifiable
14	explosion	2	5	3	1	13	3	2	1		2	1	5	1		3	2	2	2	1	1		1		51	explosion
09	injury to the sole of the foot	5	2	3	1		2	3	3	2	1	2	3	4	2	3	1	1	3	1	2	1	2		47	injury to the sole of the foot
16	fire	1	2	4	1	3	1	4	1	2	2	3	1			2	2	1	3		1		1		35	fire
15	burst			3	3		2	1		1				1	3	1							1		16	burst
10	drown							2						7											9	drown
18	traffic accident (others)			1			2						1			1		1		1					7	traffic accident (others)
	total	1,282	1,278	1,283	1,200	1,160	1,237	1,141	1,142	1,065	1,036	997	917	920	911	839	887	827	794	859	958	941	905	877	23,456	total

Transition of fatal and non-fatal accidents in workers ages in code no. 011709 other manufacturing (1999-2021)

code	Age	1999	2000	2001	2002	2003	2004	2005	2006	2007	2008	2009	2010	2011	2012	2013	2014	2015	2016	2017	2018	2019	2020	2021	total	Age
5	50-59	357	387	384	309	305	317	304	299	264	253	254	192	234	179	179	196	168	159	199	213	214	233	237	5,836	50-59
4	40-49	293	240	224	228	203	224	213	200	204	193	205	210	190	209	206	232	205	220	214	235	222	209	204	4,983	40-49
6	60 years old or more	142	161	155	186	159	189	188	169	165	184	177	171	161	180	148	179	190	172	171	219	196	198	190	4,050	60 years old or more
3	30-39	212	217	241	241	231	267	238	240	223	213	211	201	192	194	171	144	149	142	163	155	164	151	133	4,493	30-39
2	20-29	250	239	240	211	242	214	177	196	196	171	134	132	133	131	123	121	98	93	99	122	127	103	97	3,649	20-29

1	19 years old or less	28	34	39	25	20	26	21	38	13	22	16	11	10	18	12	15	17	8	13	14	18	11	16	445	19 years old or less
	total	1,282	1,278	1,283	1,200	1,160	1,237	1,141	1,142	1,065	1,036	997	917	920	911	839	887	827	794	859	958	941	905	877	23,456	total

Transition of fatal and non-fatal accidents in workers scales in code no. 011709 other manufacturing (1999-2021)

code	Workers scale	1999	2000	2001	2002	2003	2004	2005	2006	2007	2008	2009	2010	2011	2012	2013	2014	2015	2016	2017	2018	2019	2020	2021	total	Workers scale
2	10-29	414	407	456	385	373	379	358	363	330	326	337	285	283	290	268	298	245	253	278	298	274	281	259	7,440	10-29
1	9 workers or less	433	424	379	387	383	440	354	362	322	272	255	262	241	244	222	231	259	195	207	251	229	176	195	6,723	9 workers or less
3	30-49	174	176	171	159	151	171	162	166	156	147	157	120	137	132	121	134	121	129	128	158	174	156	147	3,447	30-49
4	50-99	130	139	141	122	119	127	118	111	126	129	117	129	124	99	107	91	93	101	117	118	113	123	116	2,710	50-99
5	100-299	95	102	103	100	97	87	112	95	90	121	113	88	112	120	88	103	93	90	103	101	116	135	110	2,374	100-299
6	300 workers or more	36	30	33	47	37	33	37	45	41	41	18	33	23	26	33	30	16	26	26	32	35	34	50	762	300 workers or more
	total	1,282	1,278	1,283	1,200	1,160	1,237	1,141	1,142	1,065	1,036	997	917	920	911	839	887	827	794	859	958	941	905	877	23,456	total

Transition of fatal and non-fatal accidents in months in code no. 011709 other manufacturing (1999-2021)

code	Month	1999	2000	2001	2002	2003	2004	2005	2006	2007	2008	2009	2010	2011	2012	2013	2014	2015	2016	2017	2018	2019	2020	2021	total	Month
3	March	128	114	129	95	97	120	120	103	95	87	79	84	80	78	69	75	72	91	73	83	81	84	86	2,123	March
8	August	87	99	110	99	95	99	100	98	77	61	84	92	88	89	59	80	66	72	56	95	63	68	85	1,922	August
1	January	107	84	124	89	83	106	87	92	84	85	93	71	73	76	77	87	73	73	71	75	83	91	84	1,968	January
11	November	93	101	114	108	102	92	95	107	91	82	84	57	74	69	64	73	72	57	73	71	91	61	80	1,911	November
10	October	102	108	97	109	116	123	102	91	97	101	75	84	81	76	80	62	70	53	81	83	61	83	79	2,014	October
5	May	100	99	112	104	96	85	77	99	86	84	85	66	61	73	78	76	69	58	79	80	66	54	78	1,865	May
4	April	125	105	104	110	98	95	83	88	93	104	86	70	69	71	62	60	66	69	64	64	62	80	77	1,905	April
2	February	98	125	113	85	98	100	85	92	78	88	75	83	85	75	80	88	61	68	72	88	76	92	72	1,977	February

9	September	108	109	102	98	101	115	91	100	93	101	87	83	73	85	75	67	59	69	76	65	89	67	69	1,982	September
6	June	132	119	99	83	90	117	108	83	96	69	87	77	76	70	73	66	81	65	70	86	87	81	64	1,979	June
7	July	112	102	97	132	95	94	96	98	103	95	89	84	76	90	67	72	68	65	82	109	106	64	62	2,058	July
12	December	90	113	82	88	89	91	97	91	72	79	73	66	84	59	55	81	70	54	62	59	76	80	41	1,752	December
	total	1,282	1,278	1,283	1,200	1,160	1,237	1,141	1,142	1,065	1,036	997	917	920	911	839	887	827	794	859	958	941	905	877	23,456	total

Transition of fatal and non-fatal accidents in prefectures in code no. 011709 other manufacturing (1999-2021)

code	Prefecture	1999	2000	2001	2002	2003	2004	2005	2006	2007	2008	2009	2010	2011	2012	2013	2014	2015	2016	2017	2018	2019	2020	2021	total	Prefecture
11	Saitama	104	70	91		73		106	100	80	91	86	64	80	77	75	90	71	67	66	83	105	97	97	1,773	Saitama
23	Aichi	110	125	118		110		94	106	88	68	81	84	77	76	73	86	77	76	62	70	84	49	80	1,794	Aichi
27	Osaka	130	153	131		120		123	116	95	94	109	104	94	83	65	78	87	65	77	75	87	57	72	2,015	Osaka
22	Shizuoka	54	74	57		72		54	52	51	50	41	46	51	42	29	45	44	27	42	53	57	41	68	1,050	Shizuoka
28	Hyogo	60	66	54		64		53	68	50	68	71	41	56	50	40	59	42	46	52	41	44	50	50	1,125	Hyogo
8	Ibaraki	35	36	46		35		27	24	28	32	29	29	25	31	25	40	40	34	47	40	40	34	35	712	Ibaraki
34	Hiroshima	45	27	25		22		26	29	32	30	34	13	18	24	18	17	10	15	22	22	29	29	34	521	Hiroshima
14	Kanagawa	59	50	71		47		53	64	51	52	44	53	50	49	37	54	35	43	43	47	36	47	29	1,014	Kanagawa
1	Hokkaido	39	36	32		31		27	34	25	34	23	24	18	28	35	26	33	23	39	35	38	29	28	637	Hokkaido
12	Chiba	37	37	49		39		30	25	44	40	18	37	20	29	27	25	31	27	27	35	31	39	27	674	Chiba
13	Tokyo	51	54	58		37		57	47	51	52	54	55	41	40	41	23	33	33	29	41	30	34	24	885	Tokyo
9	Tochigi	33	21	26		23		29	27	19	17	14	18	22	19	13	15	15	15	20	19	19	17	23	424	Tochigi
43	Kumamoto	13	8	23		18		15	19	17	18	17	21	19	14	21	12	16	11	15	22	22	26	21	368	Kumamoto
46	Kagoshima	15	13	14		21		14	12	13	21	16	13	13	19	14	13	18	16	15	13	11	15	20	319	Kagoshima
40	Fukuoka	34	41	33		42		31	31	19	28	33	23	30	35	28	23	30	21	21	22	26	32	18	601	Fukuoka
33	Okayama	21	33	35		29		38	29	24	42	23	22	20	19	27	19	18	21	22	25	30	27	18	542	Okayama

24	Mie	28	22	20		21		24	18	19	22	29	24	25	15	13	24	14	7	17	16	19	22	18	417	Mie
25	Shiga	12	16	13		22		19	21	27	12	12	11	8	19	9	18	15	6	7	14	6	16	18	301	Shiga
21	Gifu	35	31	33		26		27	27	26	17	22	18	15	26	19	22	18	18	17	13	16	17	14	457	Gifu
38	Ehime	12	16	16		6		18	12	20	16	16	16	13	14	6	14	3	14	14	9	11	9	14	269	Ehime
15	Niigata	40	28	29		25		19	21	19	23	25	22	15	17	27	16	13	19	16	22	11	17	13	437	Niigata
45	Miyazaki	14	12	12		13		12	13	21	11	10	13	13	17	13	12	10	15	17	19	16	15	13	291	Miyazaki
10	Gunma	59	49	48		43		18	35	27	15	20	8	22	19	22	18	13	22	20	30	22	17	11	538	Gunma
4	Miyagi	16	24	16		22		11	17	21	20	11	10	18	10	11	16	7	12	15	14	8	11	10	300	Miyagi
19	Yamanashi	6	13	9		6		6	7	6	6	9	10	16	12	5	10	9	7	6	5	5	4	10	167	Yamanashi
20	Nagano	11	23	15		15		20	16	14	11	6	7	8	8	10	9	9	9	12	9	8	5	9	234	Nagano
29	Nara	11	12	13		15		14	4	12	6	15	9	4	6	5	7	7	7	6	11	7	3	9	183	Nara
16	Toyama	15	21	8		9		6	7	2	6	5	8	10	4	9	6	6	10	7	12	10	12	9	182	Toyama
17	Ishikawa	9	6	10		11		9	11	12	14	5	3	4	3	4	3	6	7	8	8	5	9	9	156	Ishikawa
39	Kochi	13	9	12		5		9	4	7	6	5	8	7	6	2	3	8	5	3	5	7	3	8	135	Kochi
26	Kyoto	18	16	25		27		20	18	25	14	21	16	11	17	23	13	19	17	15	20	11	11	7	364	Kyoto
30	Wakayama	13	20	29		20		18	15	14	10	13	8	12	16	13	13	8	7	11	13	8	20	7	288	Wakayama
7	Fukushima	5	16	16		9		15	11	18	10	9	10	7	10	9	4	11	11	7	8	8	9	7	210	Fukushima
6	Yamagata	18	5	8		7		8	7	11	5	3	6	3	9	8	9	4	2	10	6	8	7	6	150	Yamagata
44	Oita	10	11	5		8		7	8	7	9	6	4	7	1	3	5	4	8	3	4	2	8	6	126	Oita
41	Saga	5	4	6		5		9	11	6	9	8	10	11	10	6	5	7	6	5	11	8	13	5	160	Saga
36	Tokushima	11	8	10		3		6	6	7	2	6			3	5			3	4	6	4	4	5	93	Tokushima
37	Kagawa	27	22	14		15		17	17	13	21	17	11	9	4	8	8	2	8	9	12	7	9	4	254	Kagawa
42	Nagasaki	2	3	5		7		10	7	4	5	4	10	8	5	5	2	5	5	6	4	7	4	4	112	Nagasaki
3	Iwate	8	6	7		1		6	9	3	7	5	3	7	5	3	8	7	4	5	3	4	2	4	107	Iwate

35	Yamaguchi	7	11	5		9		6	9	11	5	6	9	9	4	8	8	4	5	4	7	11	5	3	146	Yamaguchi
18	Fukui	5	1	3		3		5	9	2	8	4	2	6	3	10	5	4	5	3	8	5	12	3	106	Fukui
47	Okinawa	2	3	5		7		4	2	5	3	7	2	5	5	4	1	3	4	1	2	3	1	3	72	Okinawa
5	Akita	9	9	14		8		6	6	6	1	3	4	3	3	4	1	1	4	2	7	4	4	2	101	Akita
2	Aomori	8	9	6		6		5	5	7	4	1	2	4	1	5	1	5	3	4	5	4	4	2	91	Aomori
32	Shimane	7	3	5				5	2	1	1	1	1	3	4	1	1	3	2	3	8	3	6		60	Shimane
31	Tottori	6	5	3		3		5	4	5			5	3		1		2	2	3	4	4	3		58	Tottori
	total	1,282	1,278	1,283		1,160		1,141	1,142	1,065	1,036	997	917	920	911	839	887	827	794	859	958	941	905	877	21,019	total

Data source : https://anzeninfo.mhlw.go.jp/user/anzen/tok/anst00.htm

Return to https://www.jisha.or.jp/english/statistics/202211_23.html