Transition of fatal and non-fatal accidents in each element like as causal agents, type of accidents, etc. in code no. 030203 building facility construction work (1999-2021)

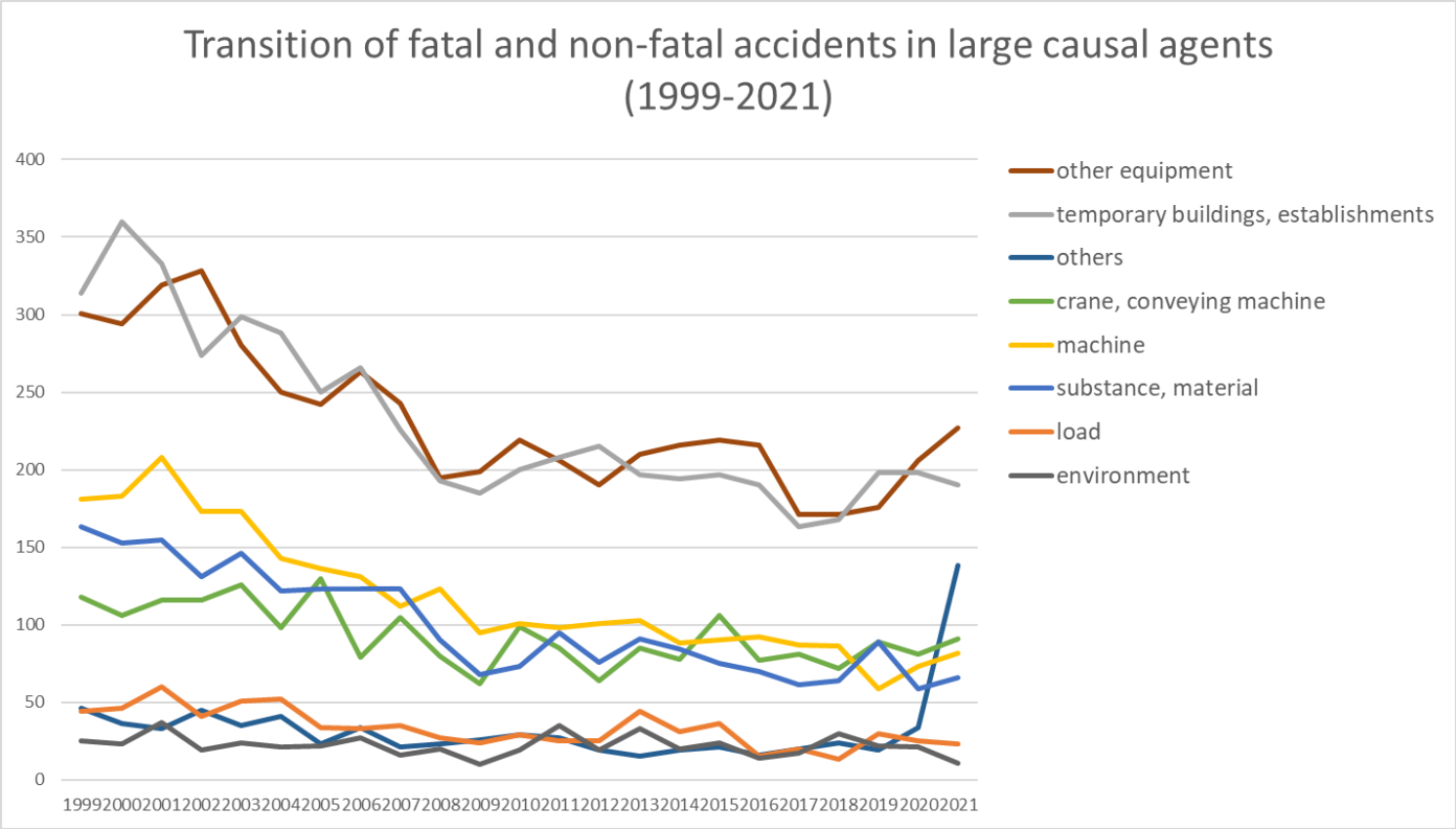

Transition of fatal and non-fatal accidents in large causal agents in code no. 030203 building facility construction work (1999-2021)

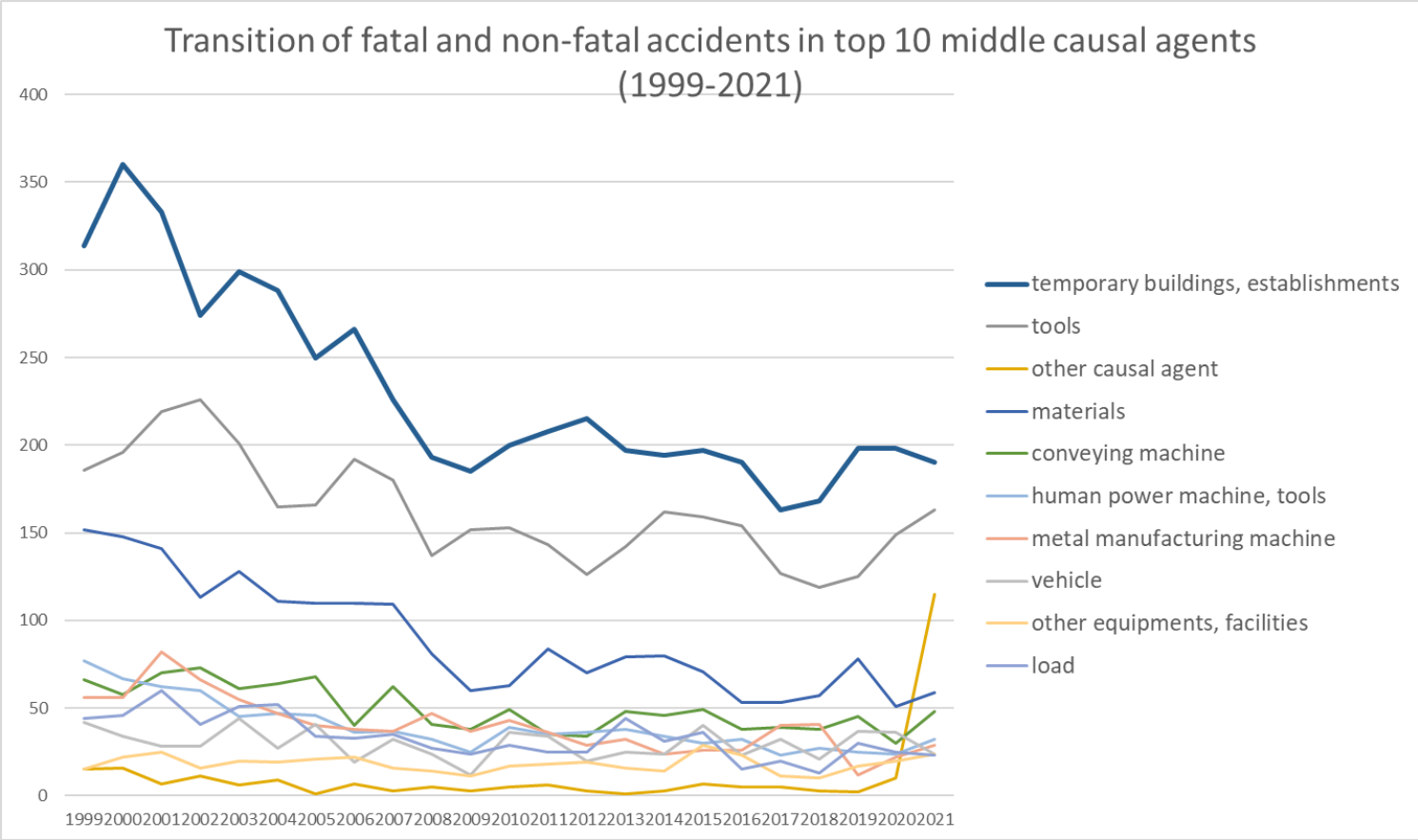

Transition of fatal and non-fatal accidents in middle causal agents in code no. 030203 building facility construction work (1999-2021)

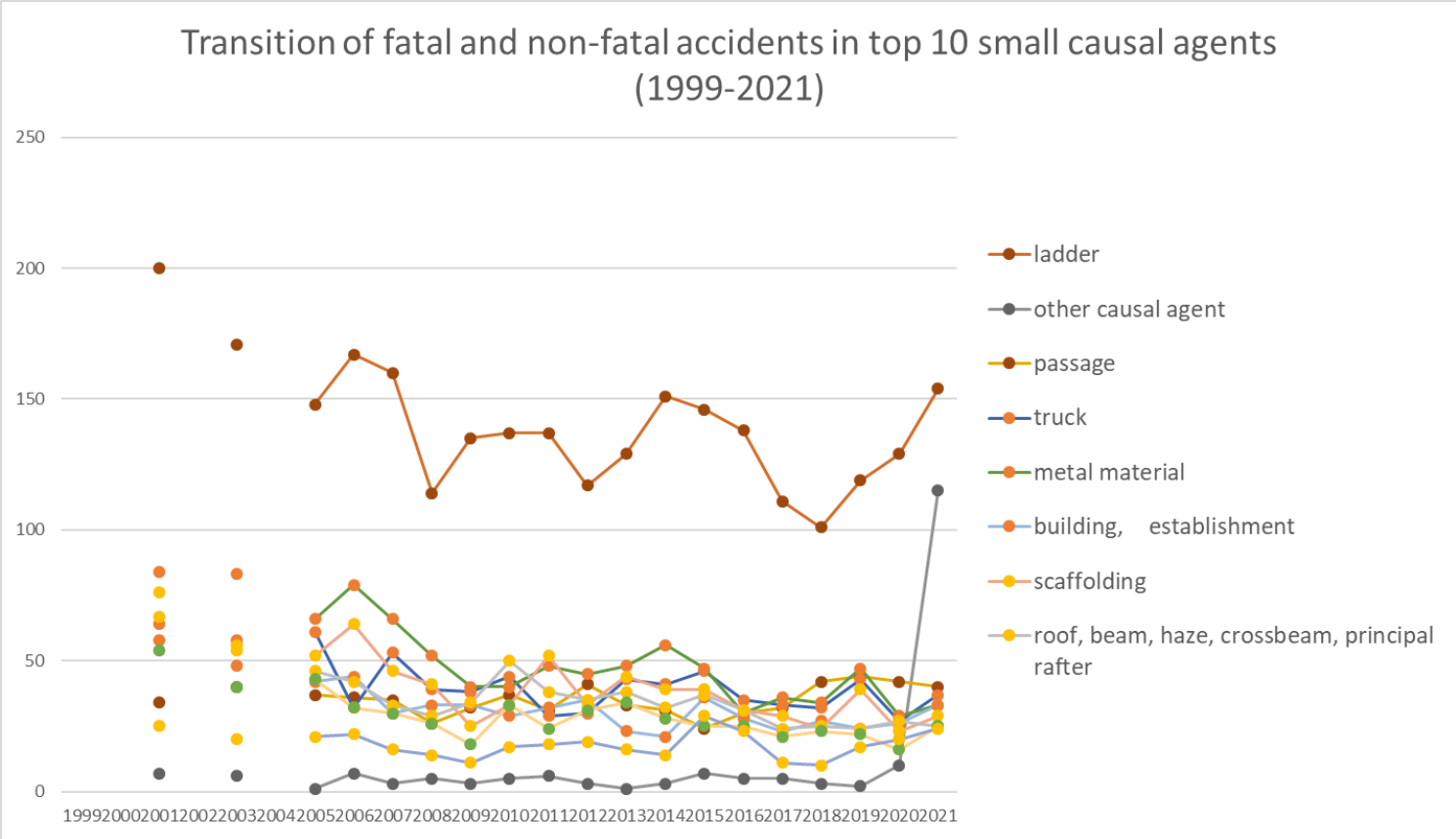

Transition of fatal and non-fatal accidents in small causal agents in code no. 030203 building facility construction work (1999-2021)

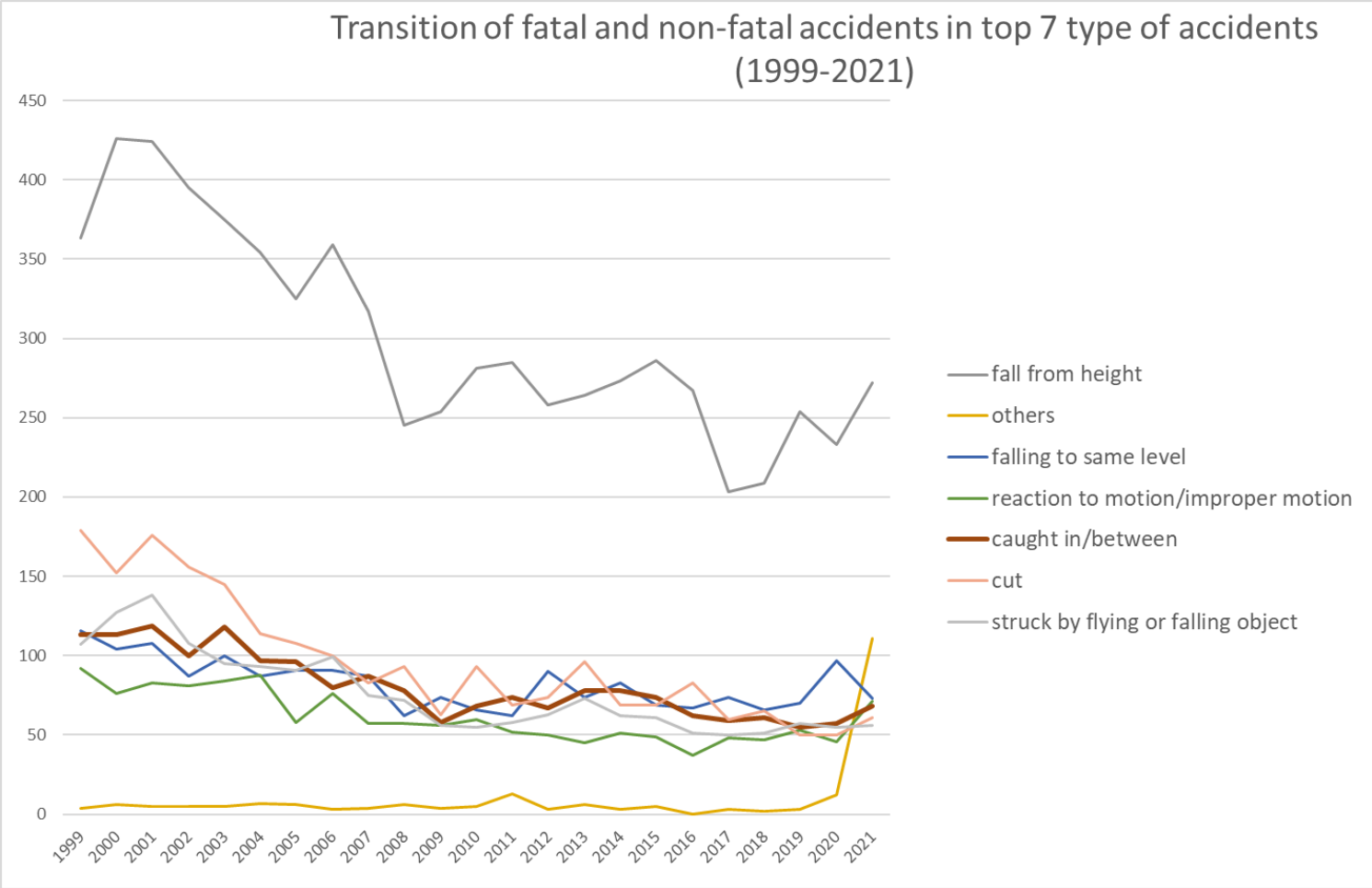

Transition of fatal and non-fatal accidents in type of accidents in code no. 030203 building facility construction work (1999-2021)

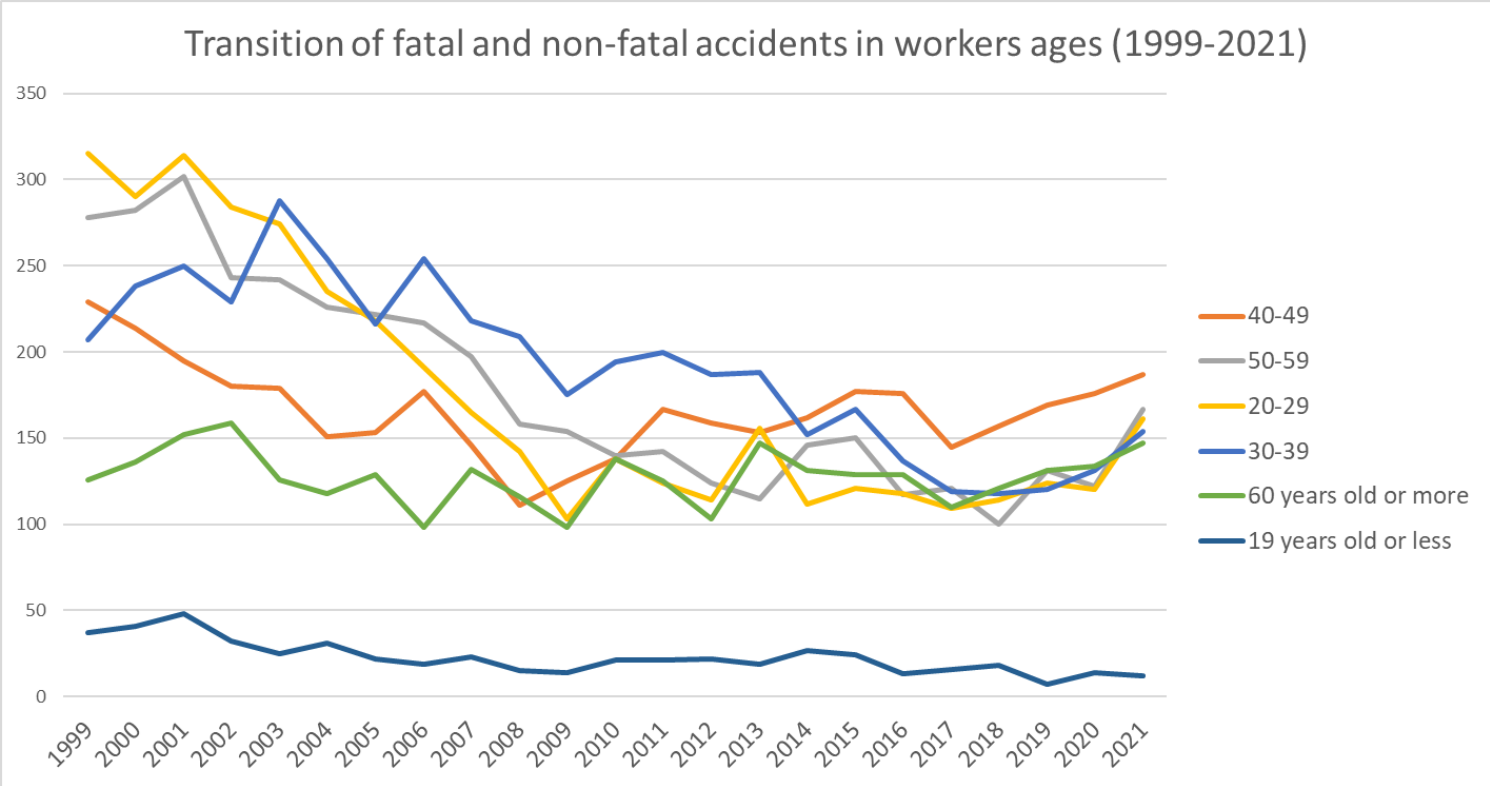

Transition of fatal and non-fatal accidents in workers ages in code no. 030203 building facility construction work (1999-2021)

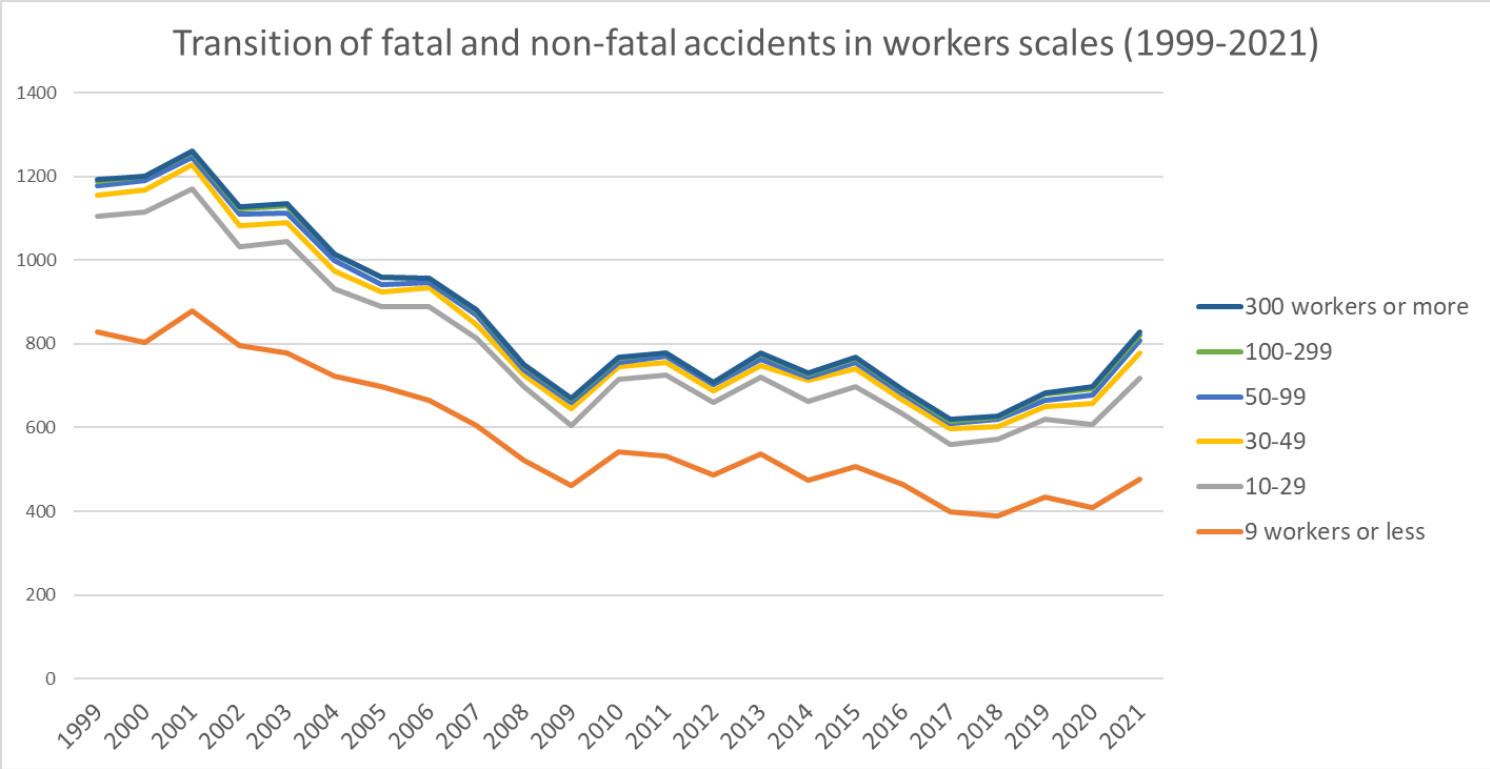

Transition of fatal and non-fatal accidents in workers scales in code no. 030203 building facility construction work (1999-2021)

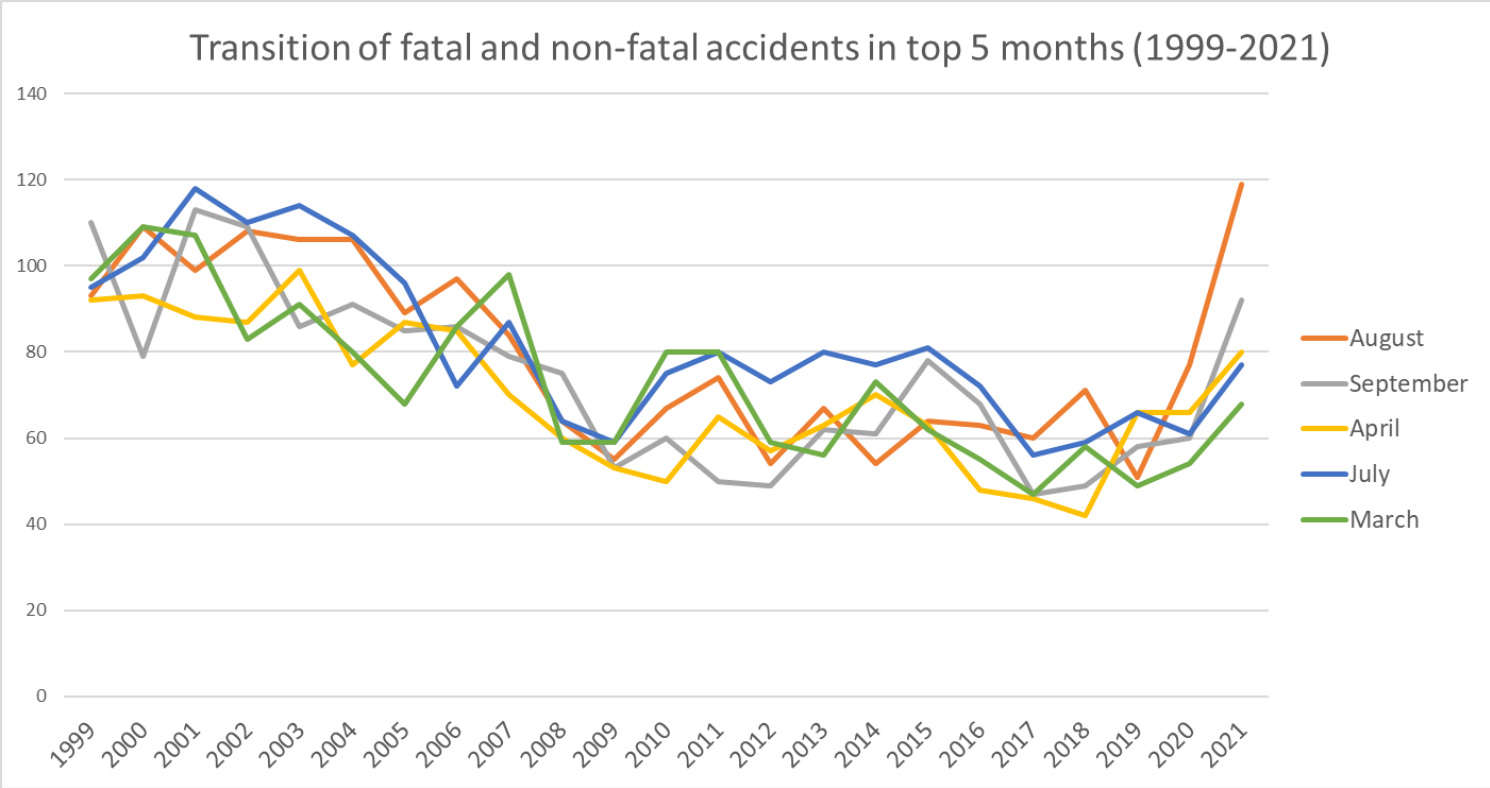

Transition of fatal and non-fatal accidents in months in code no. 030203 building facility construction work (1999-2021)

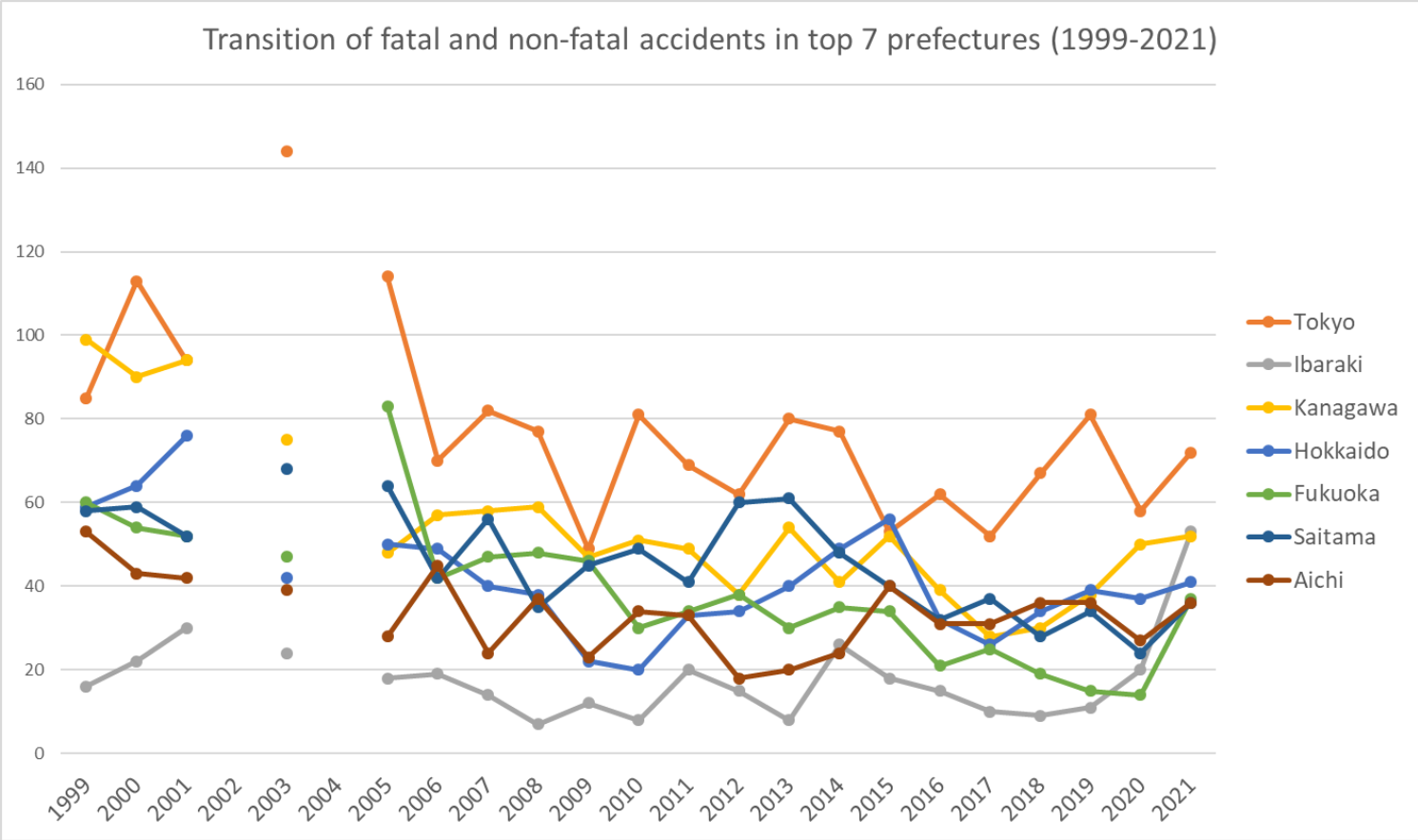

Transition of fatal and non-fatal accidents in prefectures in code no. 030203 building facility construction work (1999-2021)

Transition of fatal and non-fatal accidents in large causal agents in code no. 030203 building facility construction work (1999-2021)

code	Causal (L) agents	1999	2000	2001	2002	2003	2004	2005	2006	2007	2008	2009	2010	2011	2012	2013	2014	2015	2016	2017	2018	2019	2020	2021	total	Causal (L) agents
3	other equipment	301	294	319	328	280	250	242	263	243	195	199	219	206	190	210	216	219	216	171	171	176	206	227	5,341	other equipment
4	temporary buildings, establishments	314	360	333	274	299	288	250	266	226	193	185	200	208	215	197	194	197	190	163	168	198	198	190	5,306	temporary buildings, establishments

9	others	46	36	33	45	35	41	23	34	21	23	26	29	27	19	15	19	21	16	20	24	19	34	138	744	others
2	crane, conveying machine	118	106	116	116	126	98	130	79	105	80	62	99	85	64	85	78	106	77	81	72	89	81	91	2,144	crane, conveying machine
1	machine	181	183	208	173	173	143	136	131	112	123	95	101	98	101	103	88	90	92	87	86	59	73	82	2,718	machine
5	substance, material	163	153	155	131	146	122	123	123	123	90	68	73	95	76	91	84	75	70	61	64	89	59	66	2,300	substance, material
6	load	44	46	60	41	51	52	34	33	35	27	24	29	25	25	44	31	36	15	20	13	30	25	23	763	load
7	environment	25	23	37	19	24	21	22	27	16	20	10	19	35	19	33	20	24	14	17	30	22	21	11	509	environment
	total	1,192	1,201	1,261	1,127	1,134	1,015	960	956	881	751	669	769	779	709	778	730	768	690	620	628	682	697	828	19,825	total

Transition of fatal and non-fatal accidents in middle causal agents in code no. 030203 building facility construction work (1999-2021)

code	Causal (M) agents	1999	2000	2001	2002	2003	2004	2005	2006	2007	2008	2009	2010	2011	2012	2013	2014	2015	2016	2017	2018	2019	2020	2021	total	Causal (M) agents
41	temporary buildings, establishments	314	360	333	274	299	288	250	266	226	193	185	200	208	215	197	194	197	190	163	168	198	198	190	5,306	temporary buildings, establishments
37	tools	186	196	219	226	201	165	166	192	180	137	152	153	143	126	142	162	159	154	127	119	125	149	163	3,742	tools
91	other causal agent	15	16	7	11	6	9	1	7	3	5	3	5	6	3	1	3	7	5	5	3	2	10	115	248	other causal agent
52	materials	152	148	141	113	128	111	110	110	109	81	60	63	84	70	79	80	71	53	53	57	78	51	59	2,061	materials
22	conveying machine	66	58	70	73	61	64	68	40	62	41	38	49	35	34	48	46	49	38	39	38	45	30	48	1,140	conveying machine
36	human power machine, tools	77	67	62	60	45	47	46	36	37	32	25	39	35	36	38	34	30	32	23	27	25	24	32	909	human power machine, tools

15	metal manufacturing machine	56	56	82	66	55	47	40	38	37	47	37	43	36	29	32	24	26	26	40	41	12	22	29	921	metal manufacturing machine
23	vehicle	42	34	28	28	44	27	41	19	32	24	12	36	34	20	25	24	40	23	32	21	37	36	24	683	vehicle
39	other equipments, facilities	15	22	25	16	20	19	21	22	16	14	11	17	18	19	16	14	29	23	11	10	17	20	24	419	other equipments, facilities
61	load	44	46	60	41	51	52	34	33	35	27	24	29	25	25	44	31	36	15	20	13	30	25	23	763	load
92	no causal agent	29	17	26	33	27	31	20	24	14	17	22	23	20	16	13	14	12	11	15	20	17	24	23	468	no causal agent
14	construction machine	32	46	38	30	21	37	36	30	20	18	19	17	23	24	22	25	27	25	16	17	16	19	19	577	construction machine
21	crane	10	14	18	15	21	7	21	20	11	15	12	14	16	10	12	8	17	16	10	13	7	15	19	321	crane
13	woodworking machine	58	48	51	53	53	34	32	34	18	37	20	21	23	26	25	23	16	24	17	16	17	13	17	676	woodworking machine
16	general machine	35	30	35	23	33	24	24	29	32	20	17	19	12	18	21	16	17	14	14	11	13	18	12	487	general machine
71	natural environment	25	23	37	19	24	21	22	27	16	20	10	19	35	19	33	20	24	14	17	30	22	21	11	509	natural environment
51	hazards, harmful substances	11	5	14	18	18	11	13	13	14	9	8	10	11	6	12	4	4	17	8	7	11	8	7	239	hazards, harmful substances
35	electric equipment	11	5	4	12	7	6	2	6	5	5	7	6	7	6	9	4		4	7	7	4	6	4	134	electric equipment
31	pressure vessel	5	2	5	3	4	5	5	4	1	1	1	1		2	3	1		1		4	2	1	3	54	pressure vessel
																										power

12	power transmission mechanism		1	2	1	10	1	2		4	1	1		4	4	1		2	2		1	1	1	3	42	transmission mechanism
11	engine		2			1		2		1		1	1			2		2						2	14	engine
34	kiln, caldron			1	7		1		2						1	2		1		1		1	3	1	21	kiln, caldron
33	welding equipment	5	2	3	4	3	5	2		2	4	3	2	3			1		2	2	2	2	3		50	welding equipment
99	unclassifiable	2	3		1	2	1	2	3	4	1	1	1	1		1	2	2			1				28	unclassifiable
32	chemical facilities	2					2		1	2	2		1								2				12	chemical facilities
17	mobile silviculture machine																		1						1	mobile silviculture machine
	total	1,192	1,201	1,261	1,127	1,134	1,015	960	956	881	751	669	769	779	709	778	730	768	690	620	628	682	697	828	19,825	total

Transition of fatal and non-fatal accidents in small causal agents in code no. 030203 building facility construction work (1999-2021)

code	Causal (S) agents	1999	2000	2001	2002	2003	2004	2005	2006	2007	2008	2009	2010	2011	2012	2013	2014	2015	2016	2017	2018	2019	2020	2021	total	Causal (S) agents
371	ladder			200		171		148	167	160	114	135	137	137	117	129	151	146	138	111	101	119	129	154	2,664	ladder
911	other causal agent			7		6		1	7	3	5	3	5	6	3	1	3	7	5	5	3	2	10	115	197	other causal agent
417	passage			34		40		37	36	35	26	32	37	31	41	33	31	24	30	32	42	44	42	40	667	passage
221	truck			64		58		61	32	53	39	38	44	29	30	43	41	46	35	33	32	43	27	37	785	truck
521	metal material			84		83		66	79	66	52	40	40	48	45	48	56	47	30	36	34	47	29	33	963	metal material
418	building, establishment			58		48		42	44	30	33	33	29	32	35	23	21	36	28	23	27	24	26	33	625	building, establishment
411	scaffolding			76		54		52	64	46	41	25	33	52	33	44	39	39	31	29	24	39	23	29	773	scaffolding

415	roof, beam, haze, crossbeam, principal rafter			67		56		46	42	33	29	34	50	38	35	38	32	37	31	24	25	24	27	25	693	roof, beam, haze, crossbeam, principal rafter
364	hand tool			54		40		43	32	30	26	18	33	24	31	34	28	25	25	21	23	22	16	25	550	hand tool
391	other equipment, facilities			25		20		21	22	16	14	11	17	18	19	16	14	29	23	11	10	17	20	24	347	other equipment, facilities
231	cars, bus, motorcycle			28		44		41	17	32	24	12	35	34	20	25	24	40	23	32	21	37	36	23	548	cars, bus, motorcycle
921	no causal agent			26		27		20	24	14	17	22	23	20	16	13	14	12	11	15	20	17	24	23	358	no causal agent
413	stairs, landing stage			37		33		26	24	27	26	26	21	21	26	22	23	24	23	23	17	31	39	21	490	stairs, landing stage
416	working platform, boot board			24		33		15	22	19	18	17	15	10	14	14	22	15	24	18	13	17	20	18	348	working platform, boot board
153	grinding machine, buffing machine			40		23		21	19	15	19	27	31	22	13	18	12	14	11	18	19	6	15	17	360	grinding machine, buffing machine
419	other temporary buildings, establishments			20		23		19	21	23	11	10	12	12	21	16	19	17	17	12	13	13	13	17	309	other temporary buildings, establishments
529	other materials			29		24		25	13	16	14	9	11	23	12	15	9	17	10	7	15	20	9	15	293	other materials
611	load			45		34		22	23	26	14	13	15	21	16	25	23	23	14	14	8	22	18	13	389	load
169	other general power machines			33		31		22	25	29	17	16	17	12	18	18	13	14	13	10	8	12	17	12	337	other general power machines
131	circular sawing machine			40		34		24	25	13	23	17	16	15	18	17	16	12	12	13	9	13	8	11	336	circular sawing machine
159	other metal manufacturing machines			31		22		15	18	19	21	8	9	10	14	13	8	11	11	15	14	5	3	10	257	other metal manufacturing machines

612	machine/equipment as load			15		17		12	10	9	13	11	14	4	9	19	8	13	1	6	5	8	7	10	191	machine/equipment as load
212	mobile crane			6		10		10	9	3	6	5	7	8	5	5	5	6	7	1	6	4	5	10	118	mobile crane
522	lumber, bamboo			17		11		10	13	16	10	6	8	9	8	14	12	3	8	7	6	8	8	7	181	lumber, bamboo
142	excavating machine			17		8		17	13	10	10	6	2	9	11	7	9	14	11	7	4	6	11	6	178	excavating machine
146	vehicle for high lift work			1		3		2	4	4		4	6	1	3	1	4	3	3	3	4	4	2	6	58	vehicle for high lift work
222	forklift			3				4	4	6	2		2	3	3	3	3	2	2	3	5	2	2	6	55	forklift
379	other tools			15		26		14	21	16	18	14	12	6	8	10	9	9	11	13	17	4	18	5	246	other tools
414	opening			16		10		11	12	11	8	8	3	11	9	6	6	5	5	2	6	5	8	5	147	opening
715	high/cold temperature environment			9		5		2	2	4	1	1	3	5	4	12	6	3	2	5	13	8	6	5	96	high/cold temperature environment
362	human power hauling equipment			6		2		2	4	4	4	5	5	8	2	2	2	5	6		2	3	1	5	68	human power hauling equipment
523	stone, sand, substance			11		10		9	5	11	5	5	4	4	5	2	3	4	5	3	2	3	5	4	100	stone, sand, substance
211	crane			6		3		6	5	6	3	3	4	5		2	2	4	7	4	3	2	5	4	74	crane
372	slinging tool			4		4		4	4	4	5	3	4		1	3	2	4	5	3	1	2	2	4	59	slinging tool
214	elevator, lift			3		4		1	5			2		1	3	2		4		2		1	3	4	35	elevator, lift
719	other environments			12		9		6	13	2	10	3	8	6	8	11	10	9	4	11	9	2	4	3	140	other environments
139	other woodworking machines			9		16		5	6	5	11	3	2	4	5	5	5	3	6	2	4	4	2	3	100	other woodworking machines
149	other construction			15		6		9	6	3	5	4	4	4	4	8	5	3	6	2	5	2	1	3	95	other construction

	machines																									machines
514	harmful substance			3		5		7	2	6	3	2	5	7	1	1	2	3	5	2	3	6	1	3	67	harmful substance
519	other hazards, harmful substances			3		6		2	4	3	2	3		1		5	1		8	4	3	2	7	3	57	other hazards, harmful substances
351	transmission			1		2		1	2	3	3	4	2	3	2	6	4			4	6	1	1	3	48	transmission
121	power transmission mechanism			2		10		2		4	1	1		4	4	1		2	2		1	1	1	3	39	power transmission mechanism
229	other powered conveying machines			2		1		1	2	1			2		1	2	1	1	1		1		1	3	20	other powered conveying machines
136	chain saw			1		1			1				1	2		1	1		2		1		3	3	17	chain saw
711	natural ground, rock			12		7		11	8	7	8	4	3	9	5	7	3	8	5		4	9	9	2	121	natural ground, rock
141	leveling, transporting or loading machine			3				3	2		2	1	3	2	1	2	3	2	2	3	2		2	2	35	leveling, transporting or loading machine
144	hardening machine			2		1		1	2	1	1		1	2	2	3	1	2			1	1		2	23	hardening machine
412	timbering			1		2		2	1	2	1			1	1	1	1		1		1	1		2	18	timbering
111	engine					1		2		1		1	1			2		2						2	12	engine
219	other powered crane			3		4		4	1	2	4	2	3	2	2	2		3	2	2	4		2	1	43	other powered crane
513	inflammable gas			5		3		1	2	2	2	1	3	3	3	4	1		3	1		1		1	36	inflammable gas
712	standing tree			4		1		1	1	2		2	3	1	2	3	1	3		1	3	3	2	1	34	standing tree
154	power press			3		2		1			1	2	2	2	1		1		3	4	5	1	2	1	31	power press
359	other electrical equipment			2		3		1	3	1	2	1	2		1	3			2	1	1	1	3	1	28	other electrical equipment

361	human power cranes					2		1		1	1	2		3	1	1	2		1	2	1		7	1	26	human power cranes
311	boiler			2		3		2	2	1		1	1		2	1					3			1	19	boiler
319	other pressure vessels			3		1		3	2		1						1		1		1	2	1	1	17	other pressure vessels
224	conveyor			1		2		2	1	2			1	3			1			2				1	16	conveyor
363	human power machine			2		1				2	1		1		2	1	2				1			1	14	human power machine
156	shearing machine			2		2		1		1				1			1			1	1			1	11	shearing machine
341	kiln, caldron			1					2						1	1		1		1		1	2	1	11	kiln, caldron
239	other vehicles								2															1	3	other vehicles
312	pressure vessel															2								1	3	pressure vessel
225	loader																			1				1	2	loader
512	inflammable substance			3		3		3	5	3	2	2	2		2	2		1	1	1	1	2			33	inflammable substance
145	demolition machine					3		3	2	1		4	1	5	1	1	2	2	2		1	1	3		32	demolition machine
162	mixer, grinder			2		1		1	3	1	2	1	2			2	2	3		3	1	1			25	mixer, grinder
352	electric power facilities			1		2			1	1		2	2	4	3				2	2		2	2		24	electric power facilities
713	water					1		1	3		1		2	13				1			1				23	water
999	unclassifiable					2		2	3	4	1	1	1	1		1	2	2			1				21	unclassifiable
151	lathe			4		4		2	1	1	2			1			2		1	1			1		20	lathe
332	arc welding equipment			2		2		1		1	1	3	1	1			1		1	1	2	1	1		19	arc welding equipment
	wood planer																									wood planer

133	machine					1		3	1		2		1	1	2			1	4		1				17	machine
152	drill press, milling machine			2		2				1	4		1		1	1		1		1	2				16	drill press, milling machine
143	foundation work machine							1	1	1					2		1	1	1	1		2			11	foundation work machine
331	gas welding equipment			1				1		1			1	2					1	1		1	2		11	gas welding equipment
163	roll machine (except printingroll machine)					1		1	1	1	1					1			1		2		1		10	roll machine (except printingroll machine)
321	chemical facilities								1	2	2		1								2				8	chemical facilities
134	hollow chisel mortiser, wood borer					1					1		1			2	1			1					7	hollow chisel mortiser, wood borer
714	abnormal environment					1		1		1				1					3						7	abnormal environment
132	band sawing machine			1										1	1					1					4	band sawing machine
339	other welding equipment					1					3														4	other welding equipment
216	gondola															1	1			1					3	gondola
135	chamfering machine, router, woodworking milling machine								1												1				2	chamfering machine, router, woodworking milling machine

165	food manufacturing machine									1										1					2	food manufacturing machine
217	lumberyard equipment, logging cableway										2														2	lumberyard equipment, logging cableway
349	other kiln, caldron															1							1		2	other kiln, caldron
155	forging pressure hammer																						1		1	forging pressure hammer
164	injection molding machine																1								1	injection molding machine
172	mobile logging machine																		1						1	mobile logging machine
227	rough terrain hauler								1																1	rough terrain hauler
232	railway vehicle												1												1	railway vehicle
511	explosive substance					1																			1	explosive substance
161	centrifugal machine																									centrifugal machine
166	printing machine																									printing machine
167	industrial robot																									industrial robot
171	felling machine																									felling machine
173	skyline yarding machine																									skyline yarding machine
179	other mobile silviculture machine																									other mobile silviculture machine
213	derrick crane																									derrick crane
215	cargo lifting																									cargo lifting

	appliance																									appliance
218	simple skyline yarding equipment																									simple skyline yarding equipment
223	railway equipment																									railway equipment
226	straddle carrier																									straddle carrier
342	industrial dryer																									industrial dryer
515	radiation																									radiation
	total			1,261		1,134		960	956	881	751	669	769	779	709	778	730	768	690	620	628	682	697	828	15,290	total

Transition of fatal and non-fatal accidents in type of accidents in code no. 030203 building facility construction work (1999-2021)

code	Type of accidents	1999	2000	2001	2002	2003	2004	2005	2006	2007	2008	2009	2010	2011	2012	2013	2014	2015	2016	2017	2018	2019	2020	2021	total	Type of accidents
01	fall from height	363	426	424	395	375	354	325	359	317	245	254	281	285	258	264	273	286	267	203	209	254	233	272	6,922	fall from height
90	others	4	6	5	5	5	7	6	3	4	6	4	5	13	3	6	3	5		3	2	3	12	111	221	others
02	falling to same level	116	104	108	87	100	87	91	91	87	62	74	66	62	90	74	83	69	67	74	66	70	97	73	1,898	falling to same level
19	reaction to motion/improper motion	92	76	83	81	84	88	58	76	57	57	56	60	52	50	45	51	49	37	48	47	53	46	71	1,417	reaction to motion/improper motion
07	caught in/between	113	113	119	100	118	97	96	80	87	78	58	68	74	67	78	78	74	62	59	61	55	57	68	1,860	caught in/between
08	cut	179	152	176	156	145	114	108	100	83	93	63	93	69	74	96	69	69	83	60	65	50	50	61	2,208	cut
04	struck by flying or falling object	107	127	138	108	95	93	91	99	75	72	56	55	58	63	73	62	61	51	50	51	57	55	56	1,753	struck by flying or falling object
03	crash	64	55	68	59	61	42	44	35	38	40	36	39	43	26	33	27	40	27	33	28	23	37	35	933	crash
06	crashed by	39	42	47	40	33	33	34	34	25	27	20	23	29	20	24	27	24	23	18	20	22	23	28	655	crashed by

17	traffic accident (public road)	40	38	32	27	40	38	41	21	41	31	14	38	31	19	31	19	46	19	35	24	39	37	20	721	traffic accident (public road)
05	collapse	30	32	22	18	28	18	33	24	29	19	8	12	16	11	18	20	21	17	11	18	28	16	12	461	collapse
11	contact to high/low-temperature	16	7	18	19	18	23	12	10	15	8	9	18	15	13	20	9	12	13	9	21	12	15	11	323	contact to high/low-temperature
12	contact to harmful substance	5	3	6	9	14	7	11	8	8	3	5	6	9	3	6	3	4	17	7	5	8	8	6	161	contact to harmful substance
09	injury to the sole of the foot	13	6	9	7	11	5	4	3	6	5	3	1	8	6	3	4	5	1	2	3	4	2	2	113	injury to the sole of the foot
13	electric shock	7	6	2	6	3	6	1	3	4	2	5		5	3	3	2			4	5	3	5	2	77	electric shock
16	fire	1	2	1	1	1	1	1	5	1	2	2	1		1	1		1	4	1	2	1	1		31	fire
14	explosion	2	1	3	1	1		2		1	1		1		1	3				1	1		2		21	explosion
15	burst		1		7		1	1	1	1		1						1	1	1			1		17	burst
99	unclassifiable	1	3		1			1	4	2		1						1							14	unclassifiable
10	drown					1								9											10	drown
18	traffic accident (others)		1			1	1						2	1	1				1	1					9	traffic accident (others)
	total	1,192	1,201	1,261	1,127	1,134	1,015	960	956	881	751	669	769	779	709	778	730	768	690	620	628	682	697	828	19,825	total

Transition of fatal and non-fatal accidents in workers ages in code no. 030203 building facility construction work (1999-2021)

code	Age	1999	2000	2001	2002	2003	2004	2005	2006	2007	2008	2009	2010	2011	2012	2013	2014	2015	2016	2017	2018	2019	2020	2021	total	Age
4	40-49	229	214	195	180	179	151	153	177	146	111	125	138	167	159	153	162	177	176	145	157	169	176	187	3,826	40-49
5	50-59	278	282	302	243	242	226	222	217	197	158	154	140	142	124	115	146	150	117	121	100	131	122	167	4,096	50-59

2	20-29	315	290	314	284	274	235	218	191	165	142	103	138	124	114	156	112	121	118	109	114	124	120	161	4,042	20-29
3	30-39	207	238	250	229	288	254	216	254	218	209	175	194	200	187	188	152	167	137	119	118	120	131	154	4,405	30-39
6	60 years old or more	126	136	152	159	126	118	129	98	132	116	98	138	125	103	147	131	129	129	110	121	131	134	147	2,935	60 years old or more
1	19 years old or less	37	41	48	32	25	31	22	19	23	15	14	21	21	22	19	27	24	13	16	18	7	14	12	521	19 years old or less
	total	1,192	1,201	1,261	1,127	1,134	1,015	960	956	881	751	669	769	779	709	778	730	768	690	620	628	682	697	828	19,825	total

Transition of fatal and non-fatal accidents in workers scales in code no. 030203 building facility construction work (1999-2021)

code	Workers scale	1999	2000	2001	2002	2003	2004	2005	2006	2007	2008	2009	2010	2011	2012	2013	2014	2015	2016	2017	2018	2019	2020	2021	total	Workers scale
1	9 workers or less	829	804	879	796	777	722	698	665	605	521	462	541	532	487	537	475	507	463	398	388	435	410	477	13,408	9 workers or less
2	10-29	276	311	291	237	268	210	190	224	209	177	144	174	194	173	183	187	190	169	161	185	184	197	240	4,774	10-29
3	30-49	50	53	58	50	46	43	36	44	31	27	38	31	29	28	27	50	44	34	39	30	32	51	60	931	30-49
4	50-99	24	22	18	28	22	25	18	14	24	14	17	9	15	14	15	9	14	13	12	16	15	19	31	408	50-99
5	100-299	9	10	13	11	16	14	16	9	10	9	7	11	8	5	13	6	10	8	6	7	14	15	13	240	100-299
6	300 workers or more	4	1	2	5	5	1	2		2	3	1	3	1	2	3	3	3	3	4	2	2	5	7	64	300 workers or more
	total	1,192	1,201	1,261	1,127	1,134	1,015	960	956	881	751	669	769	779	709	778	730	768	690	620	628	682	697	828	19,825	total

Transition of fatal and non-fatal accidents in months in code no. 030203 building facility construction work (1999-2021)

code	Month	1999	2000	2001	2002	2003	2004	2005	2006	2007	2008	2009	2010	2011	2012	2013	2014	2015	2016	2017	2018	2019	2020	2021	total	Month
8	August	93	109	99	108	106	106	89	97	84	64	55	67	74	54	67	54	64	63	60	71	51	77	119	1,831	August
9	September	110	79	113	109	86	91	85	86	79	75	53	60	50	49	62	61	78	68	47	49	58	60	92	1,700	September
4	April	92	93	88	87	99	77	87	85	70	60	53	50	65	57	63	70	63	48	46	42	66	66	80	1,607	April

7	July	95	102	118	110	114	107	96	72	87	64	59	75	80	73	80	77	81	72	56	59	66	61	77	1,881	July
3	March	97	109	107	83	91	80	68	86	98	59	59	80	80	59	56	73	62	55	47	58	49	54	68	1,678	March
6	June	118	111	120	88	103	81	71	93	74	59	68	60	63	74	55	61	68	56	46	51	54	58	62	1,694	June
2	February	98	102	106	82	80	79	75	78	70	84	49	73	61	54	55	56	57	52	62	44	68	49	61	1,595	February
1	January	88	94	90	92	78	84	69	71	68	54	58	65	57	50	62	54	64	59	55	53	47	48	60	1,520	January
5	May	93	105	101	84	98	77	79	66	63	58	54	56	65	60	64	67	60	57	41	45	46	47	56	1,542	May
10	October	110	111	134	105	89	82	75	80	67	62	67	62	53	59	90	63	65	50	53	63	55	63	53	1,711	October
12	December	87	83	83	82	97	70	76	62	55	53	42	52	67	68	59	59	49	56	52	43	44	51	51	1,441	December
11	November	111	103	102	97	93	81	90	80	66	59	52	69	64	52	65	35	57	54	55	50	78	63	49	1,625	November
	total	1,192	1,201	1,261	1,127	1,134	1,015	960	956	881	751	669	769	779	709	778	730	768	690	620	628	682	697	828	19,825	total

Transition of fatal and non-fatal accidents in prefectures in code no. 030203 building facility construction work (1999-2021)

code	Prefecture	1999	2000	2001	2002	2003	2004	2005	2006	2007	2008	2009	2010	2011	2012	2013	2014	2015	2016	2017	2018	2019	2020	2021	total	Prefecture
13	Tokyo	85	113	94		144		114	70	82	77	49	81	69	62	80	77	53	62	52	67	81	58	72	1,642	Tokyo
8	Ibaraki	16	22	30		24		18	19	14	7	12	8	20	15	8	26	18	15	10	9	11	20	53	375	Ibaraki
14	Kanagawa	99	90	94		75		48	57	58	59	47	51	49	38	54	41	52	39	28	30	38	50	52	1,149	Kanagawa
1	Hokkaido	59	64	76		42		50	49	40	38	22	20	33	34	40	49	56	32	26	34	39	37	41	881	Hokkaido
40	Fukuoka	60	54	52		47		83	42	47	48	46	30	34	38	30	35	34	21	25	19	15	14	37	811	Fukuoka
11	Saitama	58	59	52		68		64	42	56	35	45	49	41	60	61	48	40	32	37	28	34	24	36	969	Saitama
23	Aichi	53	43	42		39		28	45	24	37	23	34	33	18	20	24	40	31	31	36	36	27	36	700	Aichi
22	Shizuoka	64	50	43		48		26	39	35	24	14	30	30	34	31	23	18	30	26	22	23	28	33	671	Shizuoka
12	Chiba	46	57	49		24		46	53	42	39	44	22	48	27	28	27	20	36	43	23	20	27	32	753	Chiba
15	Niigata	17	21	41		18		21	20	21	25	19	29	25	23	24	18	20	20	26	22	26	20	27	483	Niigata
34	Hiroshima	26	20	29		22		24	27	23	17	17	30	16	11	19	8	23	12	11	12	10	18	27	402	Hiroshima

10	Gunma	31	19	38		17		17	15	11	17	9	13	12	23	14	19	19	9	13	15	9	12	24	356	Gunma
4	Miyagi	14	14	16		20		20	14	20	28	22	20	30	14	26	15	16	22	17	18	19	19	23	407	Miyagi
28	Hyogo	47	59	39		42		20	33	26	14	19	38	17	18	26	31	25	31	17	19	16	29	22	588	Hyogo
26	Kyoto	16	14	30		35		15	22	35	19	9	16	18	21	18	13	15	13	14	17	12	13	18	383	Kyoto
16	Toyama	13	8	20		9		11	6	7	6	5	12	9	10	11	12	22	5	9	3	13	17	18	226	Toyama
27	Osaka	91	103	111		54		28	46	32	29	38	43	38	26	27	15	24	24	16	22	16	17	17	817	Osaka
7	Fukushima	22	26	24		28		21	26	14	13	20	11	18	22	20	19	16	20	21	14	11	16	16	398	Fukushima
43	Kumamoto	8	12	4		16		13	11	19	12	9	13	8	10	16	18	11	15	15	9	14	13	16	262	Kumamoto
2	Aomori	24	11	24		20		8	20	10	9	7	8	10	5	10	9	9	17	12	9	8	11	16	257	Aomori
35	Yamaguchi	15	22	12		23		8	20	5	10	4	8	10	5	13	8	7	13	6	12	14	24	15	254	Yamaguchi
46	Kagoshima	11	4	7		15		9	3	12	9	17	6	12	8	7	12	19	14	9	7	17	14	15	227	Kagoshima
30	Wakayama	18	13	21		21		20	17	13	14	10	14	22	11	9	8	13	15	10	6	9	10	13	287	Wakayama
47	Okinawa	2	5	4		1		1	3	6	6	4	3	10	5	11	15	6	15	13	14	17	10	12	163	Okinawa
5	Akita	24	14	23		18		11	18	10	6	6	5	6	6	5	4	5	6	5	11	11	6	10	210	Akita
6	Yamagata	14	23	24		9		11	19	6	8	5	7	6	8	5	13	7	9	6	4	7	6	10	207	Yamagata
45	Miyazaki	12	4	4		12		6	19	11	6	3	7	9	8	5	10	9	2	4	9	8	6	10	164	Miyazaki
38	Ehime	10	5	6		6		7	7	10	5	5	8	5	11	14	13	13	4	7	8	4	4	10	162	Ehime
24	Mie	22	16	15		25		6	17	9	8	9	13	10	9	11	16	14	23	12	13	10	8	9	275	Mie
9	Tochigi	12	7	12		11		12	11	9	11	12	10	19	22	22	11	15	13	9	5	9	5	9	246	Tochigi
20	Nagano	29	28	25		22		20	27	24	16	14	18	24	16	15	15	20	15	14	13	15	21	8	399	Nagano
33	Okayama	16	24	16		24		17	7	12	10	8	4	10	7	5	11	6	2	8	15	12	4	8	226	Okayama
17	Ishikawa	6	6	9		2		5	5	4	3	10	10	4	14	9	4	11	6	8	10	5	7	8	146	Ishikawa
18	Fukui	10	8	20		6		10	12	11	5	8	5	2	6	1	1	6		3	8	5	6	8	141	Fukui
21	Gifu	20	23	30		19		21	27	24	7	12	9	7	11	10	6	11	11	12	8	11	13	7	299	Gifu

44	Oita	37	48	14		18		17	11	7	7	15	10	7	5	10	3	12	11	1	2	9	9	7	260	Oita
42	Nagasaki	10	9	11		18		9	11	11	2	3	6	8	5	4	7	10	4	9	9	12	9	7	174	Nagasaki
32	Shimane	6	6	4		5		5	1	1	3	5	1	3	5	5		5	6	3	3	5	3	7	82	Shimane
3	Iwate	10	11	29		13		18	9	17	11	9	11	18	8	9	10	12	7	8	13	8	12	6	249	Iwate
37	Kagawa	9	7	8		11		15	10	19	14	5	11	2	2	11	4	3	3	4	10	7	8	6	169	Kagawa
41	Saga	7	9	9		10		12	5	10	9	4	6	6	8	6	9	4	3	6	2	5	7	6	143	Saga
29	Nara	4	5	4		12		9	7	6	4	5	5		1	3	6	4	5	1		5	1	6	93	Nara
39	Kochi	17	7	13		5		7	10	8	6	5	4	1	5	4	3	4	5	4	1	4	13	5	131	Kochi
25	Shiga	7	20	10		10		5	10	4	2	4	5	5	3	5	1	3	2	4	5	4	7	3	119	Shiga
19	Yamanashi	6	4	10		3		4	4	1		2		1	2	6	3	3	4		1	4	1	3	62	Yamanashi
36	Tokushima	6	11	9		17		17	9	12	13	6	22	12	8	8	6	10	2	2	6	10	6	2	194	Tokushima
31	Tottori	3	3	4		6		3	1	3	3	3	3	2	1	2	4	5	4	3	5	4	7	2	71	Tottori
	total	1,192	1,201	1,261		1,134		960	956	881	751	669	769	779	709	778	730	768	690	620	628	682	697	828	17,683	total

Data source : https://anzeninfo.mhlw.go.jp/user/anzen/tok/anst00.htm

Return to https://www.jisha.or.jp/english/statistics/202211_23.html