Transition of fatal and non-fatal accidents in each element like as causal agents, type of accidents, etc. in code no. 030302 machinery/apparatus setting work (1999-2021)

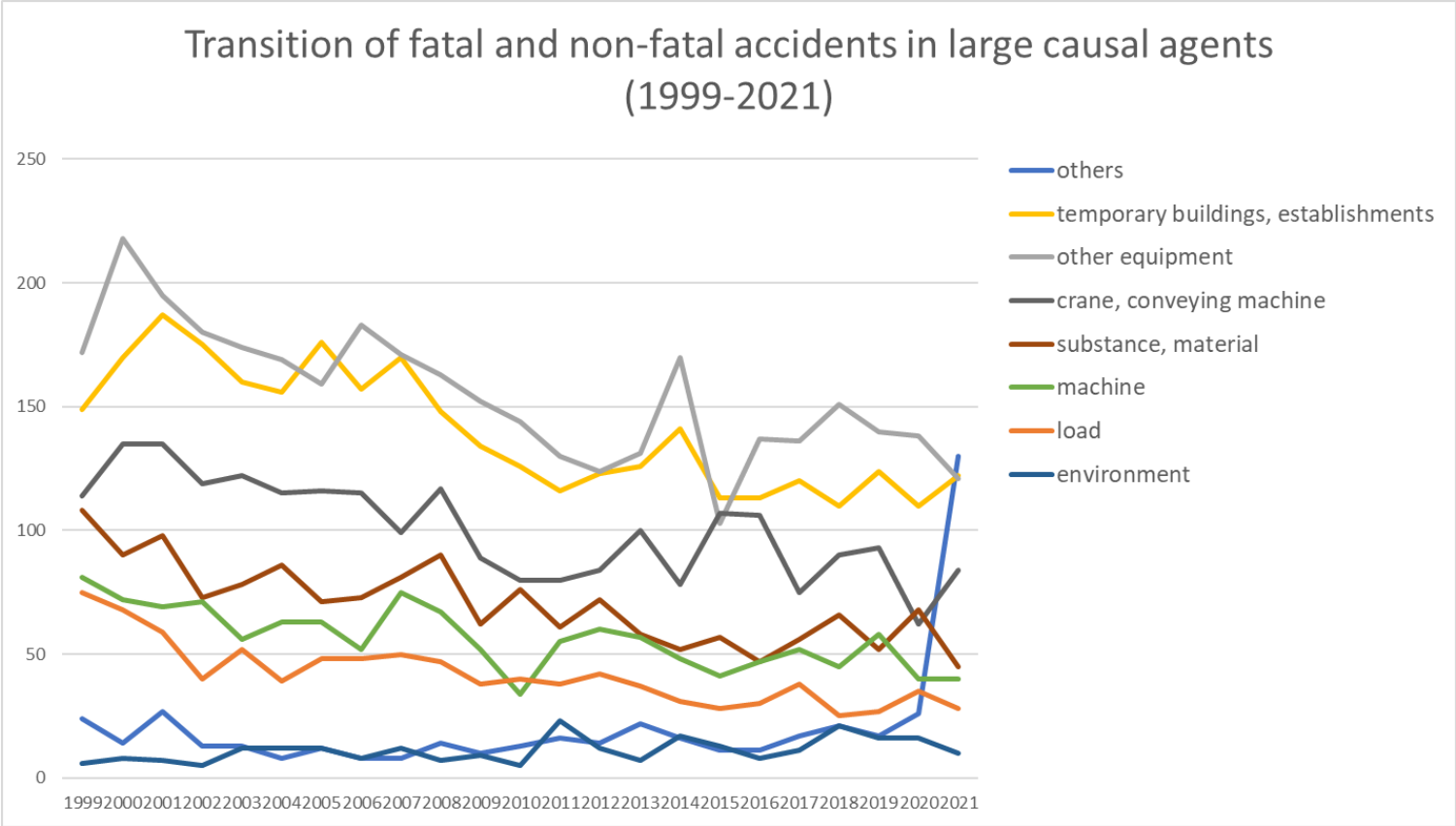

Transition of fatal and non-fatal accidents in large causal agents in code no. 030302 machinery/apparatus setting work (1999-2021)

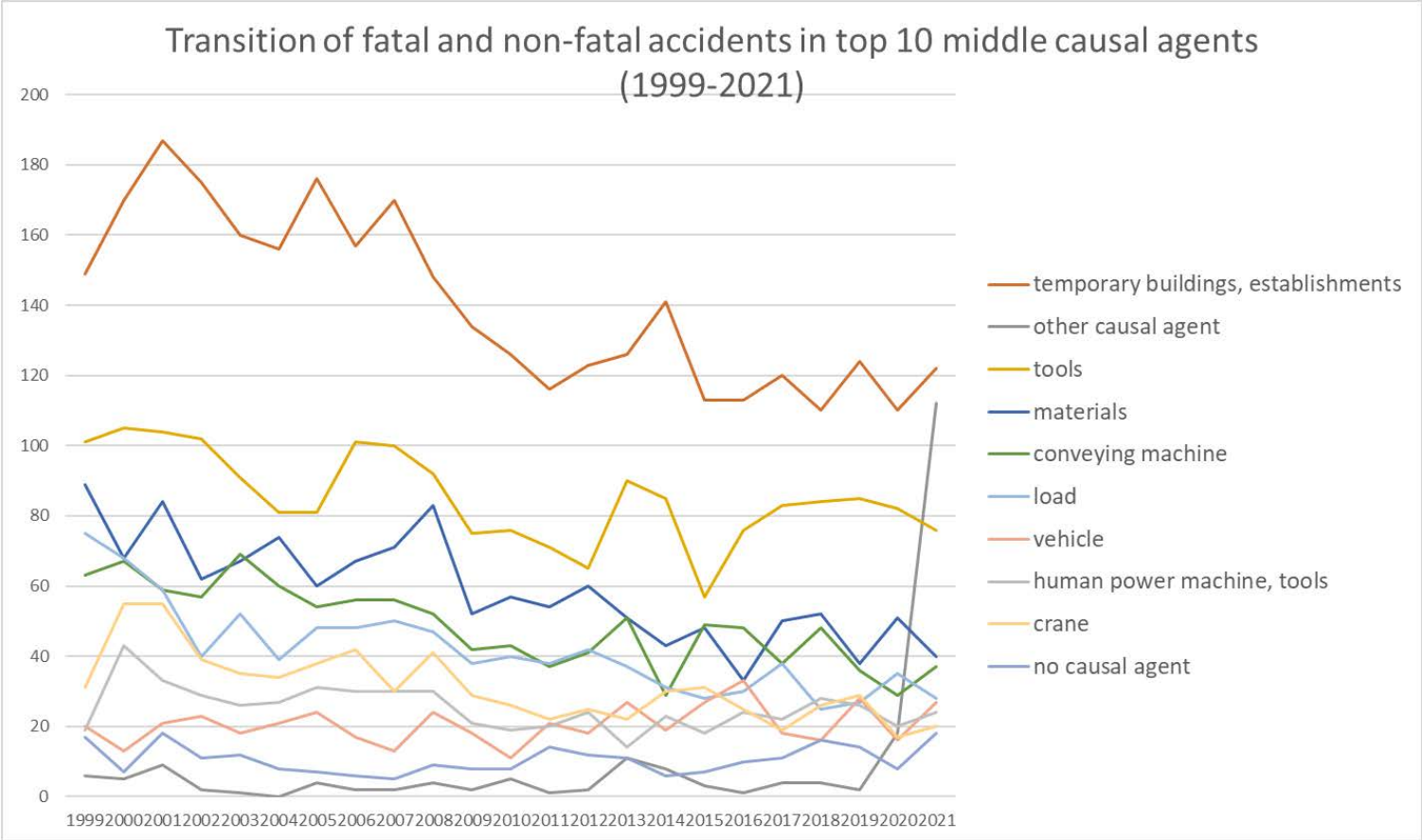

Transition of fatal and non-fatal accidents in middle causal agents in code no. 030302 machinery/apparatus setting work (1999-2021)

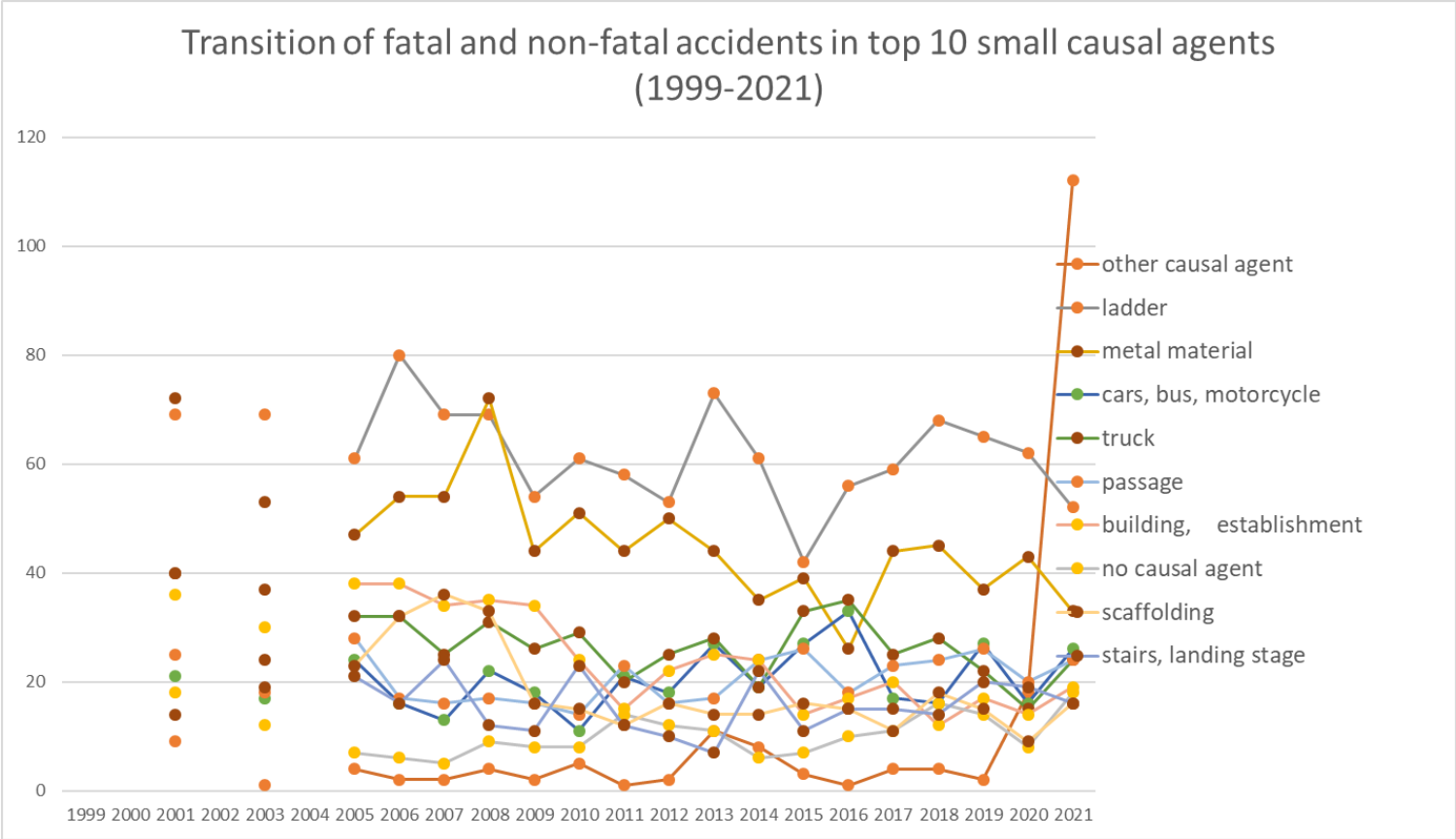

Transition of fatal and non-fatal accidents in small causal agents in code no. 030302 machinery/apparatus setting work (1999-2021)

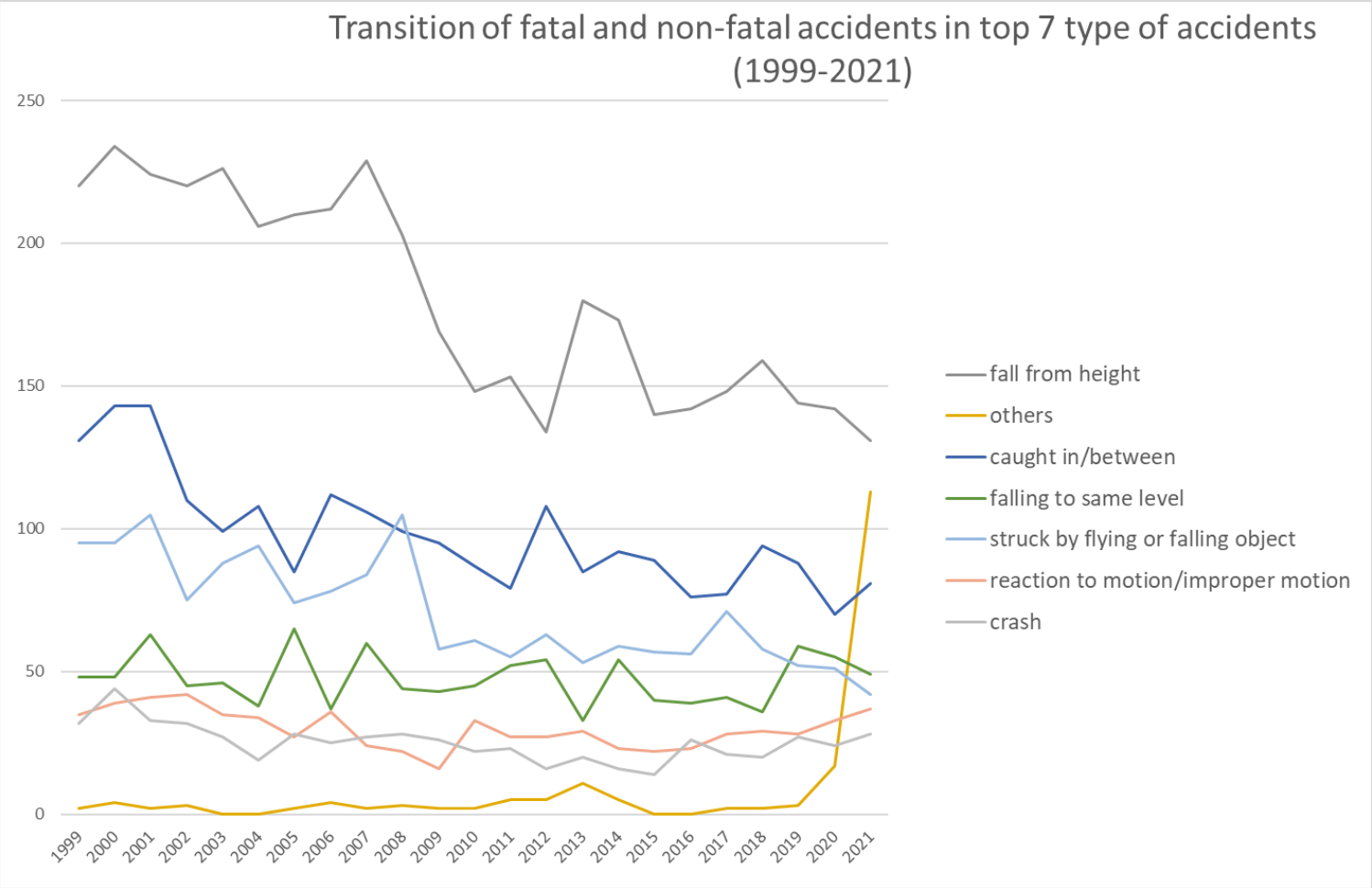

Transition of fatal and non-fatal accidents in type of accidents in code no. 030302 machinery/apparatus setting work (1999-2021)

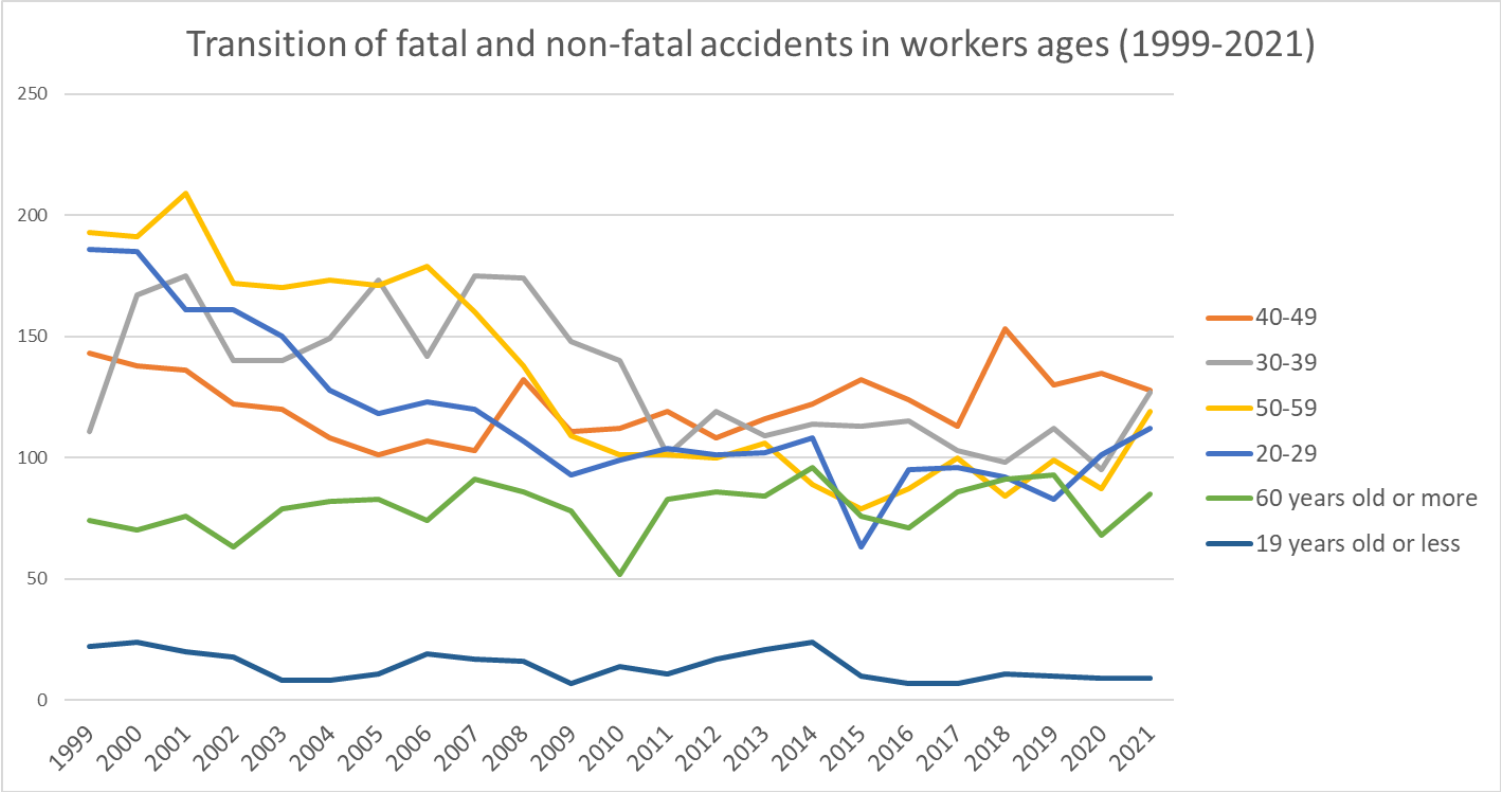

Transition of fatal and non-fatal accidents in workers ages in code no. 030302 machinery/apparatus setting work (1999-2021)

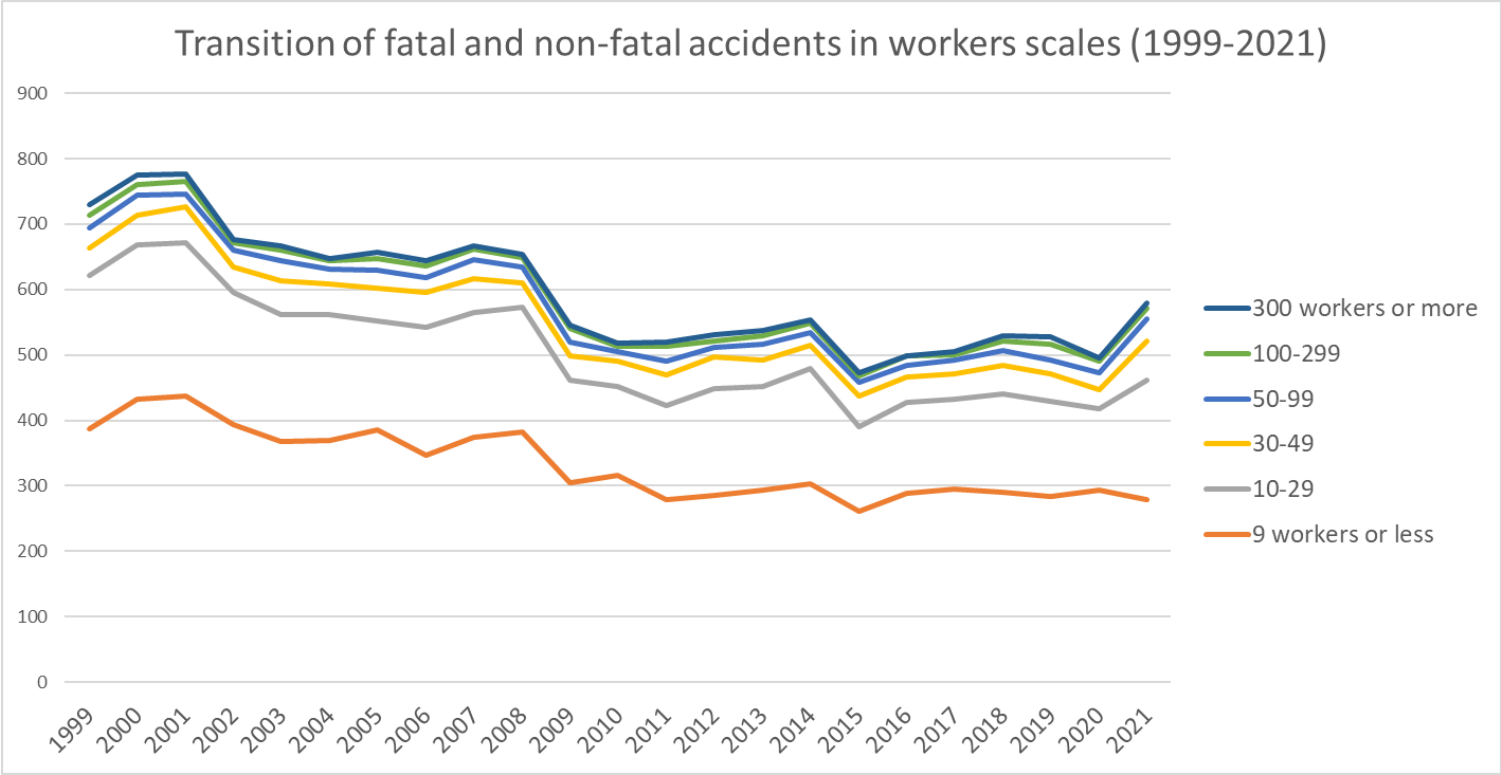

Transition of fatal and non-fatal accidents in workers scales in code no. 030302 machinery/apparatus setting work (1999-2021)

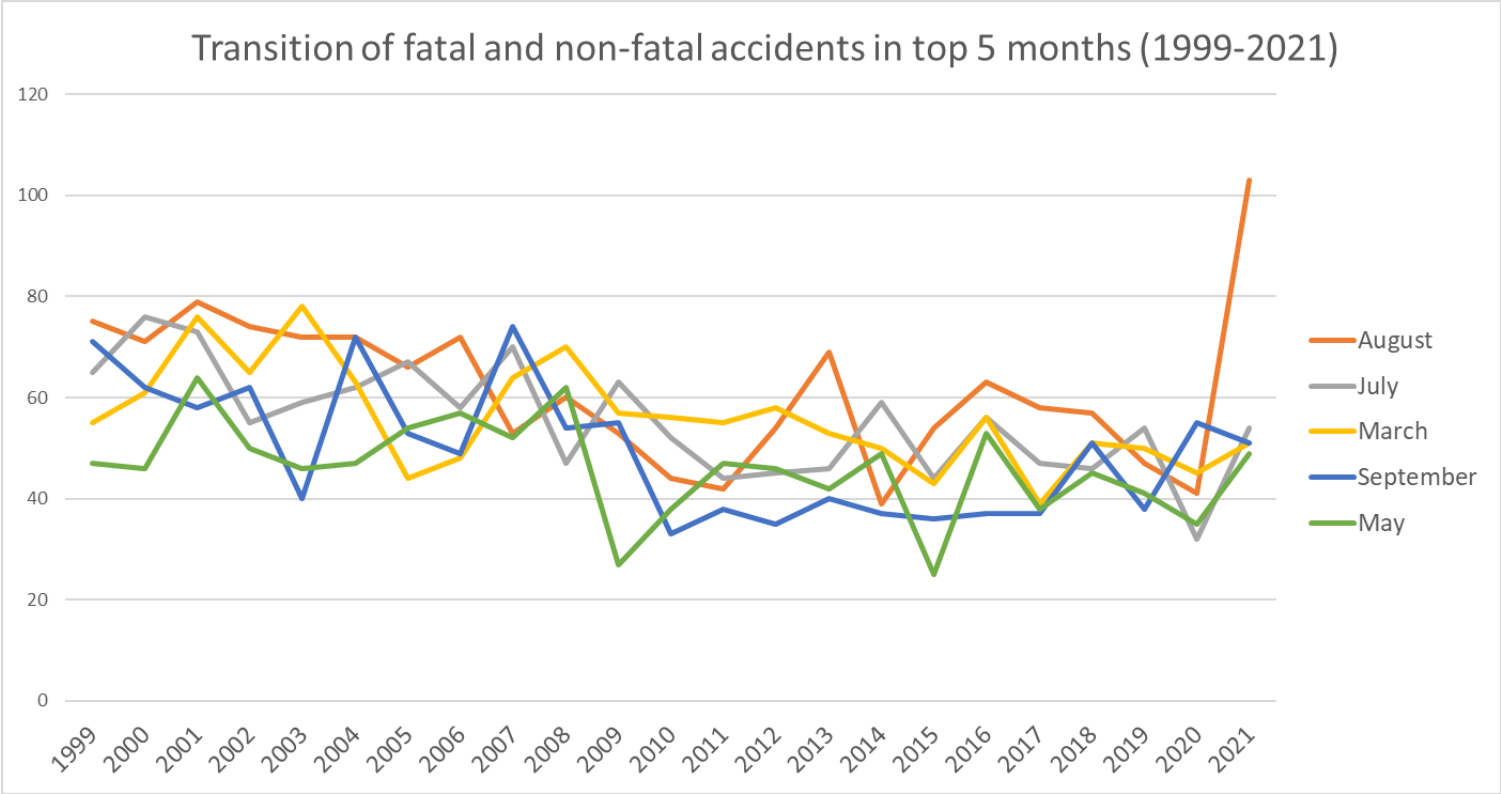

Transition of fatal and non-fatal accidents in months in code no. 030302 machinery/apparatus setting work (1999-2021)

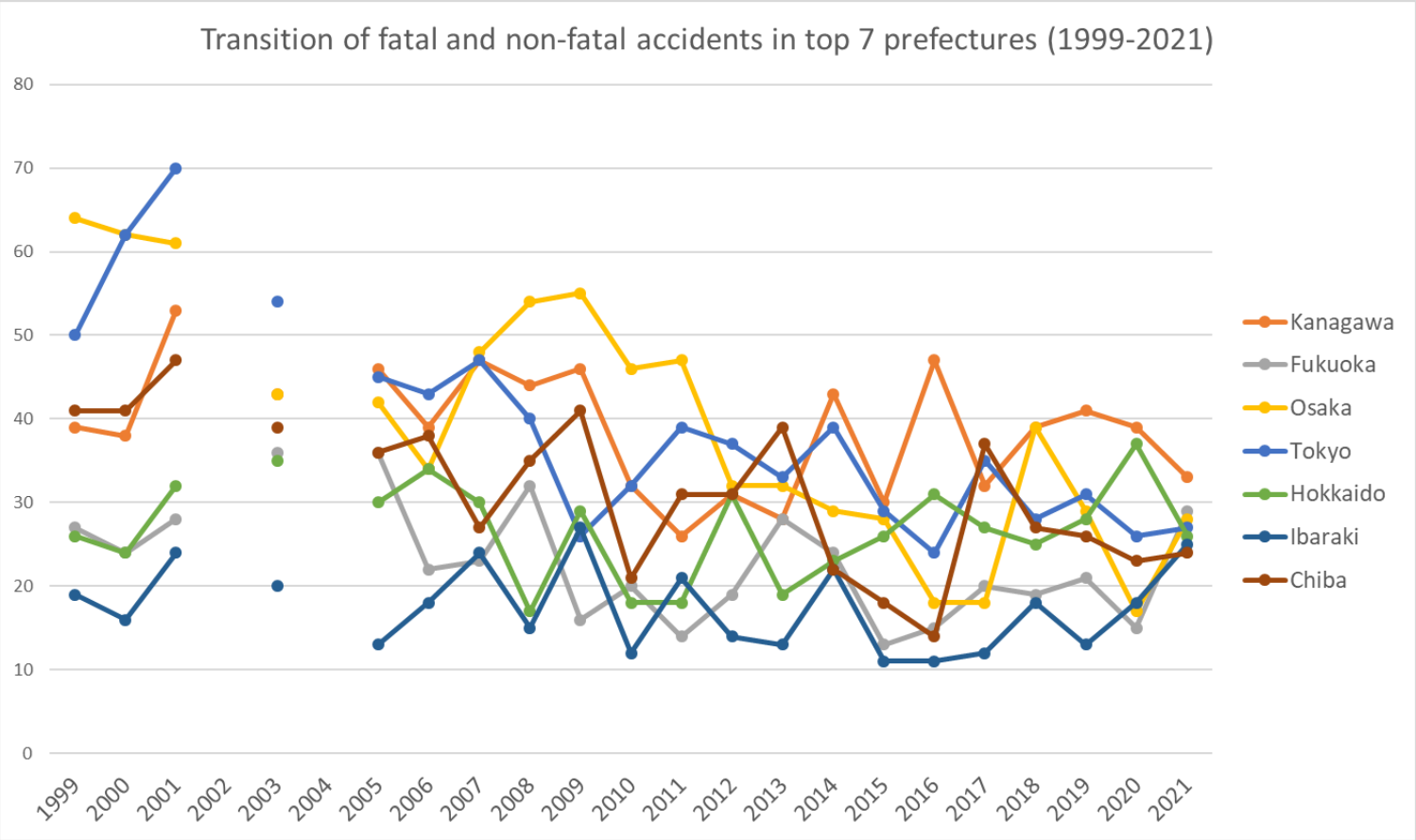

Transition of fatal and non-fatal accidents in prefectures in code no. 030302 machinery/apparatus setting work (1999-2021)

Transition of fatal and non-fatal accidents in large causal agents in code no. 030302 machinery/apparatus setting work (1999-2021)

code	Causal (L) agents	1999	2000	2001	2002	2003	2004	2005	2006	2007	2008	2009	2010	2011	2012	2013	2014	2015	2016	2017	2018	2019	2020	2021	total	Causal (L) agents
9	others	24	14	27	13	13	8	12	8	8	14	10	13	16	14	22	16	11	11	17	21	17	26	130	465	others
4	temporary buildings, establishments	149	170	187	175	160	156	176	157	170	148	134	126	116	123	126	141	113	113	120	110	124	110	122	3,226	temporary buildings, establishments
3	other equipment	172	218	195	180	174	169	159	183	171	163	152	144	130	124	131	170	103	137	136	151	140	138	121	3,561	other

																										equipment
2	crane, conveying machine	114	135	135	119	122	115	116	115	99	117	89	80	80	84	100	78	107	106	75	90	93	62	84	2,315	crane, conveying machine
5	substance, material	108	90	98	73	78	86	71	73	81	90	62	76	61	72	58	52	57	47	56	66	52	68	45	1,620	substance, material
1	machine	81	72	69	71	56	63	63	52	75	67	52	34	55	60	57	48	41	47	52	45	58	40	40	1,298	machine
6	load	75	68	59	40	52	39	48	48	50	47	38	40	38	42	37	31	28	30	38	25	27	35	28	963	load
7	environment	6	8	7	5	12	12	12	8	12	7	9	5	23	12	7	17	13	8	11	21	16	16	10	257	environment
	total	729	775	777	676	667	648	657	644	666	653	546	518	519	531	538	553	473	499	505	529	527	495	580	13,705	total

Transition of fatal and non-fatal accidents in middle causal agents in code no. 030302 machinery/apparatus setting work (1999-2021)

code	Causal (M) agents	1999	2000	2001	2002	2003	2004	2005	2006	2007	2008	2009	2010	2011	2012	2013	2014	2015	2016	2017	2018	2019	2020	2021	total	Causal (M) agents
41	temporary buildings, establishments	149	170	187	175	160	156	176	157	170	148	134	126	116	123	126	141	113	113	120	110	124	110	122	3,226	temporary buildings, establishments
91	other causal agent	6	5	9	2	1		4	2	2	4	2	5	1	2	11	8	3	1	4	4	2	18	112	208	other causal agent
37	tools	101	105	104	102	91	81	81	101	100	92	75	76	71	65	90	85	57	76	83	84	85	82	76	1,963	tools
52	materials	89	68	84	62	67	74	60	67	71	83	52	57	54	60	51	43	48	33	50	52	38	51	40	1,354	materials
22	conveying machine	63	67	59	57	69	60	54	56	56	52	42	43	37	41	51	29	49	48	38	48	36	29	37	1,121	conveying machine
61	load	75	68	59	40	52	39	48	48	50	47	38	40	38	42	37	31	28	30	38	25	27	35	28	963	load
23	vehicle	20	13	21	23	18	21	24	17	13	24	18	11	21	18	27	19	27	33	18	16	28	16	27	473	vehicle

36	human power machine, tools	19	43	33	29	26	27	31	30	30	30	21	19	20	24	14	23	18	24	22	28	26	20	24	581	human power machine, tools
21	crane	31	55	55	39	35	34	38	42	30	41	29	26	22	25	22	30	31	25	19	26	29	17	20	721	crane
92	no causal agent	17	7	18	11	12	8	7	6	5	9	8	8	14	12	11	6	7	10	11	16	14	8	18	243	no causal agent
15	metal manufacturing machine	28	23	16	24	18	24	25	17	27	30	20	10	20	15	21	18	15	24	16	22	15	16	13	457	metal manufacturing machine
16	general machine	35	20	25	31	25	18	15	11	22	18	18	13	20	27	14	15	14	11	16	17	20	8	12	425	general machine
71	natural environment	6	8	7	5	12	12	12	8	12	7	9	5	23	12	7	17	13	8	11	21	16	16	10	257	natural environment
39	other equipments, facilities	26	46	39	26	36	29	28	32	24	21	31	24	20	24	15	43	16	21	24	24	15	23	9	596	other equipments, facilities
14	construction machine	4	10	12	8	6	9	9	10	12	8	9	3	6	9	8	6	7	5	8	2	14	11	6	182	construction machine
35	electric equipment	8	4	6	8	8	8	6	7	8	7	8	5	5	5	4	10	1	7	1	6	4	4	6	136	electric equipment
51	hazards, harmful substances	19	22	14	11	11	12	11	6	10	7	10	19	7	12	7	9	9	14	6	14	14	17	5	266	hazards, harmful substances
12	power transmission mechanism	5	4	5	3	1	5	7	5	3	5	1	4	4	5	4	3	2	4	7	3	5	2	5	92	power transmission mechanism
31	pressure vessel	6	7	7	5	8	14	5	4	4	6	2	5	5	3	2	3	3	3	4	5	1	4	4	110	pressure vessel

13	woodworking machine	8	11	9	5	5	6	6	7	6	5	4	3	5	2	10	6	3	2	4	1	4	3	3	118	woodworking machine
34	kiln, caldron	4	5	1	5	3	3	1	3	1	1	5	3			2	1	1	3	1	1	4	3	1	52	kiln, caldron
32	chemical facilities	5	2		2	2	4	1	1	1	2	1		4	2	1	3	2	1		2	2	1	1	40	chemical facilities
11	engine	1	4	2		1	1	1	2	5	1		1		2				1	1				1	24	engine
33	welding equipment	3	6	5	3		3	6	5	3	4	9	12	5	1	3	2	5	2	1	1	3	1		83	welding equipment
99	unclassifiable	1	2					1		1	1			1			2	1		2	1	1			14	unclassifiable
17	mobile silviculture machine																									mobile silviculture machine
	total	729	775	777	676	667	648	657	644	666	653	546	518	519	531	538	553	473	499	505	529	527	495	580	13,705	total

Transition of fatal and non-fatal accidents in small causal agents in code no. 030302 machinery/apparatus setting work (1999-2021)

code	Causal (S) agents	1999	2000	2001	2002	2003	2004	2005	2006	2007	2008	2009	2010	2011	2012	2013	2014	2015	2016	2017	2018	2019	2020	2021	total	Causal (S) agents
911	other causal agent			9		1		4	2	2	4	2	5	1	2	11	8	3	1	4	4	2	18	112	195	other causal agent
371	ladder			69		69		61	80	69	69	54	61	58	53	73	61	42	56	59	68	65	62	52	1,181	ladder
521	metal material			72		53		47	54	54	72	44	51	44	50	44	35	39	26	44	45	37	43	33	887	metal material
231	cars, bus, motorcycle			21		17		24	16	13	22	18	11	21	18	27	19	27	33	17	16	27	16	26	389	cars, bus, motorcycle
221	truck			40		37		32	32	25	31	26	29	20	25	28	19	33	35	25	28	22	15	24	526	truck
417	passage			25		18		28	17	16	17	16	14	23	16	17	24	26	18	23	24	26	20	24	392	passage
418	building, establishment			36		30		38	38	34	35	34	24	15	22	25	24	14	17	20	12	17	14	19	468	building, establishment

921	no causal agent			18		12		7	6	5	9	8	8	14	12	11	6	7	10	11	16	14	8	18	200	no causal agent
411	scaffolding			40		24		23	32	36	33	16	15	12	16	14	14	16	15	11	18	15	9	16	375	scaffolding
413	stairs, landing stage			14		19		21	16	24	12	11	23	12	10	7	22	11	15	15	14	20	19	16	301	stairs, landing stage
364	hand tool			17		12		20	18	19	12	13	13	10	13	6	13	11	13	17	11	16	9	16	259	hand tool
379	other tools			16		16		9	14	17	13	11	6	9	7	8	14	11	6	13	9	11	10	16	216	other tools
612	machine/equipment as load			36		31		27	28	36	27	24	24	23	29	22	22	20	16	21	16	15	22	14	453	machine/equipment as load
611	load			23		21		21	20	14	20	14	16	15	13	15	9	8	14	17	9	12	13	14	288	load
416	working platform, boot board			25		20		15	12	20	22	24	21	13	14	9	12	7	13	16	11	14	14	12	294	working platform, boot board
419	other temporary buildings, establishments			14		19		15	15	16	12	10	12	16	18	18	12	8	8	14	7	13	10	12	249	other temporary buildings, establishments
415	roof, beam, haze, crossbeam, principal rafter			19		13		25	13	11	10	11	12	19	23	29	22	14	17	12	9	8	15	11	293	roof, beam, haze, crossbeam, principal rafter
169	other general power machines			20		21		13	8	18	15	14	12	19	21	11	10	12	9	15	15	18	7	11	269	other general power machines
414	opening			14		17		11	14	13	7	12	5	6	4	7	11	17	10	8	14	11	9	11	201	opening
211	crane			15		10		10	18	12	15	15	6	6	8	12	6	9	4	8	10	10	3	11	188	crane
391	other equipment, facilities			39		36		28	32	24	21	31	24	20	24	15	43	16	21	24	24	15	23	9	469	other equipment, facilities
372	slinging tool			19		6		11	7	14	10	10	9	4	5	9	10	4	14	11	7	9	10	8	177	slinging tool
222	forklift			6		20		10	16	12	14	12	8	9	6	12	6	5	7	5	8	8	4	8	176	forklift

529	other materials			3		8		10	4	8	7	3	3	5	7	2	2	7	2	2	3		6	7	89	other materials
212	mobile crane			22		13		12	13	9	11	7	10	3	10	3	16	9	9	6	7	13	5	5	183	mobile crane
153	grinding machine, buffing machine			7		5		9	6	13	12	5	3	11	6	9	11	6	12	9	10	9	7	5	155	grinding machine, buffing machine
361	human power cranes			9		8		9	4	9	9	3	3	5	3	3	6	4	5	2	6	5	3	5	101	human power cranes
121	power transmission mechanism			5		1		7	5	3	5	1	4	4	5	4	3	2	4	7	3	5	2	5	75	power transmission mechanism
719	other environments			3		5		5	2	2	3	3		14	4	1	6	3		5	5	5	5	4	75	other environments
514	harmful substance			3		6		3	2	5	2	3	4	5	4	5	3	1	5	3	4	4	5	4	71	harmful substance
159	other metal manufacturing machines			6		10		10	5	8	13	8	3	5	5	7	7	6	5	4	7	5	5	3	122	other metal manufacturing machines
224	conveyor			9		6		10	8	9	6	2	3	6	8	3	2	7	5	5	11	5	9	3	117	conveyor
362	human power hauling equipment			7		6		2	6	2	6	4	3	5	7	5	3	2	6	3	9	4	8	3	91	human power hauling equipment
715	high/cold temperature environment			4		3		1	5	6	2	6	3	4	4	4	6	3	5	4	13	5	8	3	89	high/cold temperature environment
214	elevator, lift			11		3		8	4	5	8	5	2	5	5		4	5	5		6	2	6	2	86	elevator, lift
131	circular sawing machine			7		4		3	5	4	4	4	3	3	1	8	1	2	2	3	1	4	3	2	64	circular sawing machine
142	excavating machine			6				3	4	3	4	2	2	1	1	4	3	2	2	4	1	3	1	2	48	excavating machine
359	other electrical equipment			3		4		2	2	2	3	4	2	3	2	2	2	1	3		2	1	4	2	44	other electrical equipment

352	electric power facilities			2		3		2	2	3	4	3	3	1	3	1	5		4	1	2	1		2	42	electric power facilities
152	drill press, milling machine			1				1	4	5	3	1	2	2	2	3		1	3	2	1		1	2	34	drill press, milling machine
311	boiler			5		1		1	2	1	1		2	1	2	1	3	1	3	1	1	1	1	2	30	boiler
149	other construction machines			1		1		3		2	2	1		3	2	2				1		1	1	2	22	other construction machines
351	transmission			1		1		2	3	3		1		1		1	3				2	2		2	22	transmission
151	lathe			1				1	2	1	1	2		1	1	1		1	3		1	1		2	19	lathe
219	other powered crane			5		9		7	7	4	5	2	6	6	2	6	3	8	7	3	3	3	2	1	89	other powered crane
519	other hazards, harmful substances			6		4		1	3		2	4	3	2	4		3	6	4	1	3	6	4	1	57	other hazards, harmful substances
229	other powered conveying machines			4		5		2		10	1	2	2	1	2	8	1	4	1	3	1	1	1	1	50	other powered conveying machines
146	vehicle for high lift work			3		2		2	2	5		5	1	2	3	1		1	2	1		9	5	1	45	vehicle for high lift work
319	other pressure vessels			1		3		1		2	3		3	3	1			2		2	3		3	1	28	other pressure vessels
321	chemical facilities					2		1	1	1	2	1		4	2	1	3	2	1		2	2	1	1	27	chemical facilities
711	natural ground, rock					1		1	1	2	2		2	2	3	2	2	3	1	1	1	2		1	27	natural ground, rock
312	pressure vessel			1		4		3	2	1	2	2		1		1				1	1			1	20	pressure vessel
111	engine			2		1		1	2	5	1		1		2				1	1				1	18	engine
154	power press					2		2			1	2	2	1	1	1				1	1		3	1	18	power press

162	mixer, grinder			3						1	2			1	4		4				1			1	17	mixer, grinder
712	standing tree					1				2							3	2	1		1	3	1	1	15	standing tree
216	gondola			2				1			2		2	2		1	1			1		1		1	14	gondola
713	water													3	1			2	1	1			2	1	11	water
141	leveling, transporting or loading machine			1		1			1		2						2	1					1	1	10	leveling, transporting or loading machine
239	other vehicles					1			1		2									1		1		1	7	other vehicles
136	chain saw								1	1					1		2							1	6	chain saw
342	industrial dryer					1			1				1			1			1					1	6	industrial dryer
412	timbering																			1	1			1	3	timbering
227	rough terrain hauler																							1	1	rough terrain hauler
522	lumber, bamboo			7		6		3	4	9	2	4	1	5	2	3	5	1	4	3	3		2		64	lumber, bamboo
513	inflammable gas			4				1		2	1	3	4		4	2	2	1	3	1	5	2	1		36	inflammable gas
331	gas welding equipment			3				1	4	2	2	6	6	1	1		1	5		1	1	1			35	gas welding equipment
512	inflammable substance							1	1	3	2		8					1	2	1	2	2	7		30	inflammable substance
332	arc welding equipment			2				4	1	1	1	3	5	4		3			2			1	1		28	arc welding equipment
341	kiln, caldron			1		1		1	2	1		5	2			1	1	1	2	1	1	4	3		27	kiln, caldron
523	stone, sand, substance			2					5		2	1	2		1	2	1	1	1	1	1	1			21	stone, sand, substance
145	demolition machine			1		1		1	2	1		1			1	1	1	3		2	1		1		17	demolition machine

139	other woodworking machines			1				3	1	1	1			1		2	2	1		1					14	other woodworking machines
363	human power machine								2		3	1			1		1	1			2	1			12	human power machine
999	unclassifiable							1		1	1			1			2	1		2	1	1			11	unclassifiable
156	shearing machine					1		2				2						1	1		2				9	shearing machine
165	food manufacturing machine			1				1		1		2				1		1	2						9	food manufacturing machine
714	abnormal environment					2		5													1	1			9	abnormal environment
163	roll machine (except printingroll machine)					1		1		2			1		1					1		1			8	roll machine (except printingroll machine)
167	industrial robot					1			1			1				1	1				1	1			7	industrial robot
511	explosive substance					1		5									1								7	explosive substance
143	foundation work machine								1	1					1							1	2		6	foundation work machine
161	centrifugal machine			1		1			1							1		1							5	centrifugal machine
339	other welding equipment							1			1		1				1					1			5	other welding equipment
166	printing machine					1					1				1								1		4	printing machine
133	wood planer machine			1		1								1											3	wood planer machine
144	hardening machine					1									1				1						3	hardening machine
223	railway equipment					1								1			1								3	railway equipment

164	injection molding machine								1			1														2	injection molding machine
349	other kiln, caldron					1					1															2	other kiln, caldron
135	chamfering machine, router, woodworking milling machine																1									1	chamfering machine, router, woodworking milling machine
155	forging pressure hammer			1																						1	forging pressure hammer
217	lumberyard equipment, logging cableway																			1						1	lumberyard equipment, logging cableway
218	simple skyline yarding equipment																							1		1	simple skyline yarding equipment
225	loader												1													1	loader
515	radiation			1																						1	radiation
132	band sawing machine																										band sawing machine
134	hollow chisel mortiser, wood borer																										hollow chisel mortiser, wood borer
171	felling machine																										felling machine
172	mobile logging machine																										mobile logging machine
173	skyline yarding																										skyline yarding

	machine																									machine
179	other mobile silviculture machine																									other mobile silviculture machine
213	derrick crane																									derrick crane
215	cargo lifting appliance																									cargo lifting appliance
226	straddle carrier																									straddle carrier
232	railway vehicle																									railway vehicle
	total			777		667		657	644	666	653	546	518	519	531	538	553	473	499	505	529	527	495	580	10,877	total

Transition of fatal and non-fatal accidents in type of accidents in code no. 030302 machinery/apparatus setting work (1999-2021)

code	Type of accidents	1999	2000	2001	2002	2003	2004	2005	2006	2007	2008	2009	2010	2011	2012	2013	2014	2015	2016	2017	2018	2019	2020	2021	total	Type of accidents
01	fall from height	220	234	224	220	226	206	210	212	229	203	169	148	153	134	180	173	140	142	148	159	144	142	131	4,147	fall from height
90	others	2	4	2	3			2	4	2	3	2	2	5	5	11	5			2	2	3	17	113	189	others
07	caught in/between	131	143	143	110	99	108	85	112	106	99	95	87	79	108	85	92	89	76	77	94	88	70	81	2,257	caught in/between
02	falling to same level	48	48	63	45	46	38	65	37	60	44	43	45	52	54	33	54	40	39	41	36	59	55	49	1,094	falling to same level
04	struck by flying or falling object	95	95	105	75	88	94	74	78	84	105	58	61	55	63	53	59	57	56	71	58	52	51	42	1,629	struck by flying or falling object
19	reaction to motion/improper motion	35	39	41	42	35	34	27	36	24	22	16	33	27	27	29	23	22	23	28	29	28	33	37	690	reaction to motion/improper motion
03	crash	32	44	33	32	27	19	28	25	27	28	26	22	23	16	20	16	14	26	21	20	27	24	28	578	crash
08	cut	40	48	34	34	32	26	42	26	37	33	32	18	27	22	29	34	17	25	28	19	27	18	26	674	cut

17	traffic accident (public road)	20	19	25	22	21	23	31	22	12	23	15	23	20	19	28	17	28	46	22	24	29	10	26	525	traffic accident (public road)
06	crashed by	38	30	37	38	35	31	29	35	25	39	20	19	28	25	28	29	28	22	28	23	26	24	21	658	crashed by
05	collapse	19	30	24	24	22	15	24	28	23	22	29	16	18	27	18	14	13	12	20	23	15	14	12	462	collapse
11	contact to high/low-temperature	15	11	24	14	13	18	13	17	14	13	19	18	12	14	9	15	8	13	9	25	12	13	5	324	contact to high/low-temperature
12	contact to harmful substance	6	18	7	4	10	9	9	3	10	3	8	6	9	6	6	7	7	10	3	8	10	11	5	175	contact to harmful substance
13	electric shock	6	4	4	4	2	5	5	5	6	7	3	2	4	1	2	4		2		3	1	2	2	74	electric shock
09	injury to the sole of the foot	2	1	4	2	2	4	3	1	2		2	2	1	4	2	3	2	2	3			2	2	46	injury to the sole of the foot
14	explosion	10	4	6	3	4	6	6	1		3	4	7		1	4	1	1		1	2	1	5		70	explosion
16	fire	3	1			1	1	2	1	4	3	4	9	1	4	1	4	4	4	1	1	2	2		53	fire
15	burst	5			2	4	11					1		3	1			2			1		1		31	burst
10	drown		1		1			1			1			2				1	1	1	2	1			12	drown
99	unclassifiable	1	1	1				1	1	1	1						2			1		1			11	unclassifiable
18	traffic accident (others)	1			1						1						1					1	1		6	traffic accident (others)
	total	729	775	777	676	667	648	657	644	666	653	546	518	519	531	538	553	473	499	505	529	527	495	580	13,705	total

Transition of fatal and non-fatal accidents in workers ages in code no. 030302 machinery/apparatus setting work (1999-2021)

code	Age	1999	2000	2001	2002	2003	2004	2005	2006	2007	2008	2009	2010	2011	2012	2013	2014	2015	2016	2017	2018	2019	2020	2021	total	Age
4	40-49	143	138	136	122	120	108	101	107	103	132	111	112	119	108	116	122	132	124	113	153	130	135	128	2,813	40-49

3	30-39	111	167	175	140	140	149	173	142	175	174	148	140	101	119	109	114	113	115	103	98	112	95	127	3,040	30-39
5	50-59	193	191	209	172	170	173	171	179	160	138	109	101	101	100	106	89	79	87	100	84	99	87	119	3,017	50-59
2	20-29	186	185	161	161	150	128	118	123	120	107	93	99	104	101	102	108	63	95	96	92	83	101	112	2,688	20-29
6	60 years old or more	74	70	76	63	79	82	83	74	91	86	78	52	83	86	84	96	76	71	86	91	93	68	85	1,827	60 years old or more
1	19 years old or less	22	24	20	18	8	8	11	19	17	16	7	14	11	17	21	24	10	7	7	11	10	9	9	320	19 years old or less
	total	729	775	777	676	667	648	657	644	666	653	546	518	519	531	538	553	473	499	505	529	527	495	580	13,705	total

Transition of fatal and non-fatal accidents in workers scales in code no. 030302 machinery/apparatus setting work (1999-2021)

code	Workers scale	1999	2000	2001	2002	2003	2004	2005	2006	2007	2008	2009	2010	2011	2012	2013	2014	2015	2016	2017	2018	2019	2020	2021	total	Workers scale
1	9 workers or less	387	432	437	394	368	370	385	347	374	382	304	316	279	285	294	303	261	289	295	291	283	294	279	7,649	9 workers or less
2	10-29	234	237	235	202	193	191	167	195	191	191	158	136	143	164	158	176	130	139	137	149	146	124	182	3,978	10-29
3	30-49	43	45	55	39	53	47	50	53	52	37	37	39	48	48	41	36	46	38	39	44	42	29	61	1,022	30-49
4	50-99	30	30	19	26	30	23	27	23	28	25	20	14	20	14	23	20	21	18	21	23	21	26	34	536	50-99
5	100-299	20	17	19	11	17	13	19	18	17	14	22	8	24	11	14	13	10	14	9	14	25	18	16	363	100-299
6	300 workers or more	15	14	12	4	6	4	9	8	4	4	5	5	5	9	8	5	5	1	4	8	10	4	8	157	300 workers or more
	total	729	775	777	676	667	648	657	644	666	653	546	518	519	531	538	553	473	499	505	529	527	495	580	13,705	total

Transition of fatal and non-fatal accidents in months in code no. 030302 machinery/apparatus setting work (1999-2021)

code	Month	1999	2000	2001	2002	2003	2004	2005	2006	2007	2008	2009	2010	2011	2012	2013	2014	2015	2016	2017	2018	2019	2020	2021	total	Month
8	August	75	71	79	74	72	72	66	72	53	60	53	44	42	54	69	39	54	63	58	57	47	41	103	1,418	August
7	July	65	76	73	55	59	62	67	58	70	47	63	52	44	45	46	59	44	56	47	46	54	32	54	1,274	July
3	March	55	61	76	65	78	63	44	48	64	70	57	56	55	58	53	50	43	56	39	51	50	45	51	1,288	March

9	September	71	62	58	62	40	72	53	49	74	54	55	33	38	35	40	37	36	37	37	51	38	55	51	1,138	September
5	May	47	46	64	50	46	47	54	57	52	62	27	38	47	46	42	49	25	53	38	45	41	35	49	1,060	May
4	April	67	74	55	57	55	45	57	50	40	62	33	40	35	34	30	38	36	30	41	37	48	42	48	1,054	April
1	January	56	52	62	48	53	40	58	38	54	46	40	37	47	37	42	49	42	34	43	41	37	47	46	1,049	January
6	June	58	79	76	54	60	51	49	50	58	52	39	47	37	41	55	40	42	35	45	39	38	37	41	1,123	June
2	February	51	59	66	59	55	43	47	56	53	50	46	38	44	45	40	48	37	39	39	53	45	35	41	1,089	February
11	November	53	65	64	50	49	57	55	48	47	44	45	36	34	45	42	55	39	30	37	35	41	52	39	1,062	November
10	October	70	57	63	51	53	46	57	60	52	56	44	49	41	57	41	51	35	35	46	47	53	35	35	1,134	October
12	December	61	73	41	51	47	50	50	58	49	50	44	48	55	34	38	38	40	31	35	27	35	39	22	1,016	December
	total	729	775	777	676	667	648	657	644	666	653	546	518	519	531	538	553	473	499	505	529	527	495	580	13,705	total

Transition of fatal and non-fatal accidents in prefectures in code no. 030302 machinery/apparatus setting work (1999-2021)

code	Prefecture	1999	2000	2001	2002	2003	2004	2005	2006	2007	2008	2009	2010	2011	2012	2013	2014	2015	2016	2017	2018	2019	2020	2021	total	Prefecture
14	Kanagawa	39	38	53		43		46	39	47	44	46	32	26	31	28	43	30	47	32	39	41	39	33	816	Kanagawa
40	Fukuoka	27	24	28		36		36	22	23	32	16	20	14	19	28	24	13	15	20	19	21	15	29	481	Fukuoka
27	Osaka	64	62	61		43		42	34	48	54	55	46	47	32	32	29	28	18	18	39	29	17	28	826	Osaka
13	Tokyo	50	62	70		54		45	43	47	40	26	32	39	37	33	39	29	24	35	28	31	26	27	817	Tokyo
1	Hokkaido	26	24	32		35		30	34	30	17	29	18	18	31	19	23	26	31	27	25	28	37	26	566	Hokkaido
8	Ibaraki	19	16	24		20		13	18	24	15	27	12	21	14	13	22	11	11	12	18	13	18	25	366	Ibaraki
12	Chiba	41	41	47		39		36	38	27	35	41	21	31	31	39	22	18	14	37	27	26	23	24	658	Chiba
28	Hyogo	26	46	42		28		32	33	37	31	26	30	26	25	30	29	21	32	25	20	28	32	23	622	Hyogo
23	Aichi	55	47	34		37		50	51	46	40	30	26	32	18	21	31	22	29	30	27	30	43	22	721	Aichi
22	Shizuoka	31	41	33		23		30	34	41	42	26	26	17	28	20	15	22	21	10	24	25	18	22	549	Shizuoka
38	Ehime	9	7	11		12		6	7	12	3	4	13	9	11	6	8	11	6	11	12	10	9	22	199	Ehime

41	Saga	6	10	6		1		4	3	4	3		2	3	5	7	1	1	2	3	4	4	6	21	96	Saga
18	Fukui	6	10	5		6		5	7	9	4	10	6	7	9	3	9	7	3	6	8	3	6	19	148	Fukui
10	Gunma	20	22	18		15		19	13	17	26	18	11	16	16	19	14	18	12	13	12	11	9	17	336	Gunma
11	Saitama	32	33	21		18		25	32	34	45	24	27	22	18	20	29	17	22	16	19	17	10	16	497	Saitama
34	Hiroshima	26	25	18		16		12	12	12	13	6	11	12	12	15	8	16	17	11	23	7	11	16	299	Hiroshima
7	Fukushima	12	10	20		22		17	8	9	10	7	13	10	9	14	7	10	8	5	9	14	11	16	241	Fukushima
4	Miyagi	3	12	8		16		13	5	12	11	6	6	17	22	20	10	14	9	10	11	16	14	15	250	Miyagi
36	Tokushima	8	5	4		5		8	7	3	8	4	3		7	5	6	2	4	3	5	5	2	14	108	Tokushima
35	Yamaguchi	9	17	12		8		11	11	12	18	6	7	11	16	14	9	8	30	9	7	10	8	11	244	Yamaguchi
33	Okayama	9	10	18		8		10	22	13	10	9	11	9	5	12	8	10	5	10	8	7	5	11	210	Okayama
2	Aomori	1	8	16		12		7	3	6	2	5	8	7	5	7	13	8	2	3	9	7	7	11	147	Aomori
46	Kagoshima	8	9	7		8		8	8	3	7	4	5	2		7	2	6	10	11	4	6	6	11	132	Kagoshima
24	Mie	18	25	9		21		15	26	16	15	5	12	11	10	8	10	14	16	22	9	12	9	10	293	Mie
9	Tochigi	8	12	12		10		13	9	8	9	6	2	4	7		5	8	12	11	9	16	5	9	175	Tochigi
15	Niigata	25	14	21		10		11	14	9	12	11	9	7	10	17	14	11	14	20	16	12	13	7	277	Niigata
21	Gifu	12	8	10		15		14	4	6	9	12	9	12	13	9	10	9	5	7	6	6	2	7	185	Gifu
25	Shiga	1	10	11		11		11	5	6	12	7	5	8	5	3	3		3	4	6	6	7	7	131	Shiga
3	Iwate	9	10	8		3		4	2	4	5	2	1	7	3	5	7		5	3	6	8	6	7	105	Iwate
26	Kyoto	17	18	14		17		19	20	16	16	14	12	11	10	10	11	4	6	4	3	7	7	6	242	Kyoto
44	Oita	12	11	21		7		5	7	14	11	9	10	10	11	14	13	11	5	8	14	12	12	6	223	Oita
43	Kumamoto	6	4	4		7		7	8	7	4	8	5	5	5	8	4	2	7	12	3	5	6	6	123	Kumamoto
47	Okinawa	3	5	3		4		2	4	4	4	5	5	2	6	5	2	2	5	3		1	1	6	72	Okinawa
42	Nagasaki	9	5	9		4		4	10	6	2	1	7	2	5	6	11	6	4	5	5	6	2	5	114	Nagasaki
16	Toyama	3	5	7		3		4	5	14	5	3	2	4	5	3	6	10	5	1	10	3	4	5	107	Toyama

17	Ishikawa	4	6	8		3		3	5	3	2	6	6	7	5	1	6	3	6	6	8	3	7	5	103	Ishikawa
5	Akita	7	3	4		4		1	5	2	5	4	7	1	3		10	4	5	3	8	7	8	5	96	Akita
20	Nagano	9	9	11		5		6	3	12	6	1	7	2	2	7	7	9	6	8	2	7	5	4	128	Nagano
37	Kagawa	11	6	4		4		7	7	5	4	5	3	3	3	6	3	1	6	4	3	3	2	4	94	Kagawa
6	Yamagata	13	11	4		7		4	3	1	2	4	4	8	3	3	1	6		2	4	3	5	4	92	Yamagata
31	Tottori	1	3			3		1	2	1	1	1	1	3			5	1		4	1	2		4	34	Tottori
39	Kochi	8	3	10		3		3	4	2	6		7	4	5	1	3	7	2	1	3	5	1	3	81	Kochi
29	Nara	5	4	3		2		2	5	4	4	5	5	5	7		3	2	4	3	3	5	3	3	77	Nara
32	Shimane	3	2	1		1		1	2	3	1	2	1	3	2	4	2	4	2	3	2	3	3	3	48	Shimane
45	Miyazaki	4	5	4		5		6	5	3	3	5	3	1	5	11	10	6	5	12	5	1	13	2	114	Miyazaki
19	Yamanashi	3	4	4		8		2		1	1	3	1			1	4	4	4		1	3	1	2	47	Yamanashi
30	Wakayama	11	13	7		5		7	5	3	4	2	8	3	5	4	2	1		2	5	2	1	1	91	Wakayama
	total	729	775	777		667		657	644	666	653	546	518	519	531	538	553	473	499	505	529	527	495	580	12,381	total

Data source : https://anzeninfo.mhlw.go.jp/user/anzen/tok/anst00.htm

Return to https://www.jisha.or.jp/english/statistics/202211_23.html