Transition of fatal and non-fatal accidents in each element like as causal agents, type of accidents, etc. in code no. 0501 land cargo handling service (1999-2021)

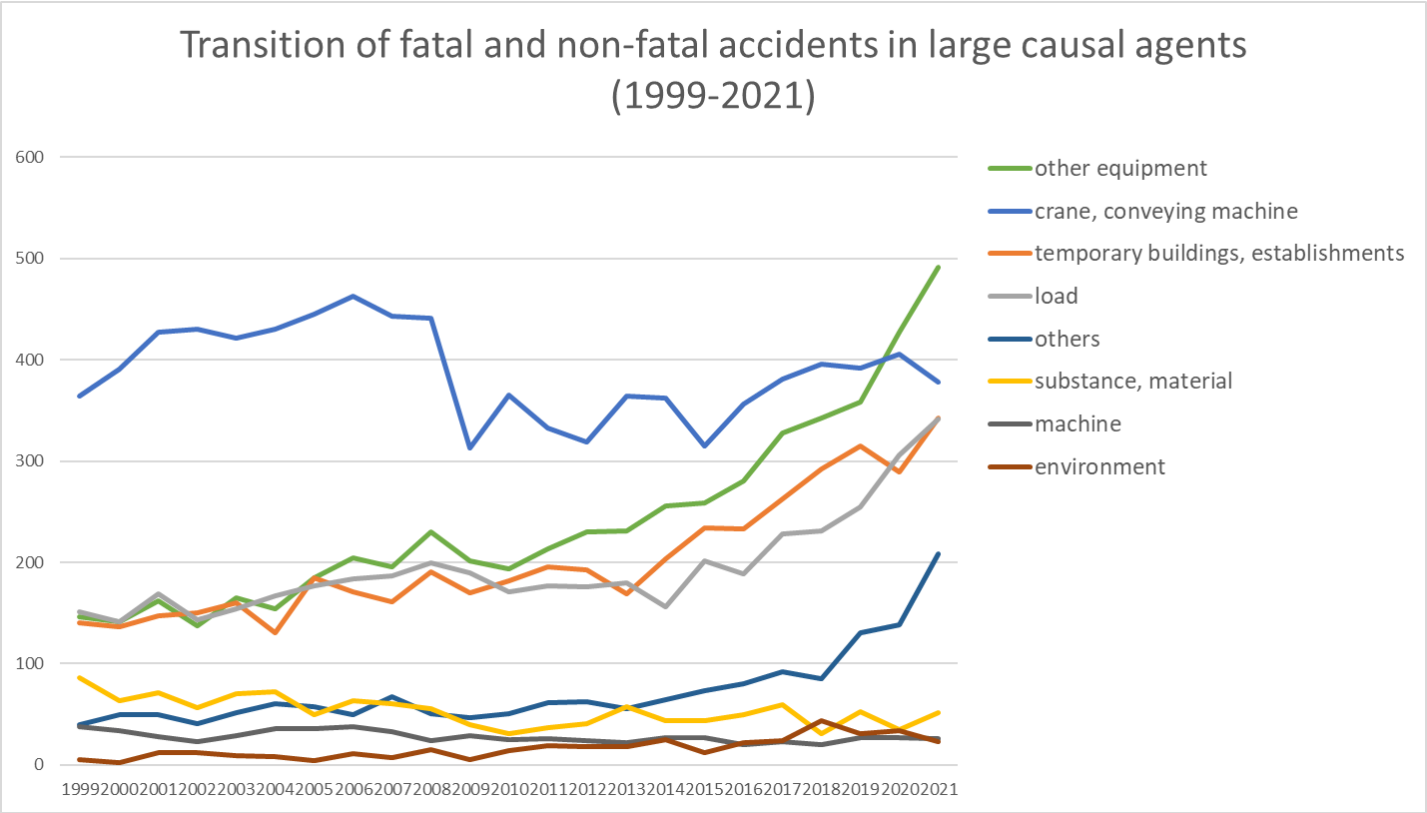

Transition of fatal and non-fatal accidents in large causal agents in code no. 0501 land cargo handling service (1999-2021)

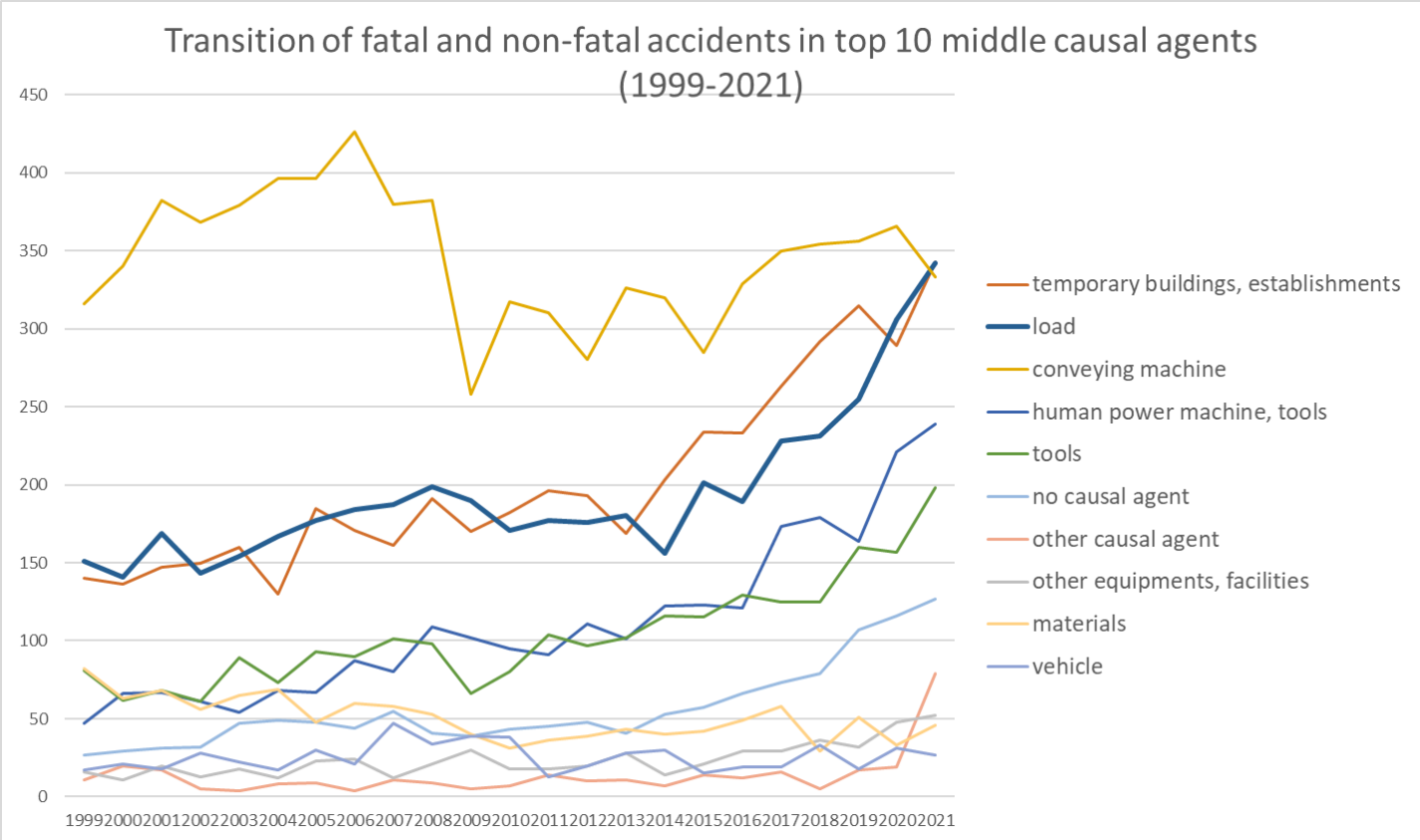

Transition of fatal and non-fatal accidents in middle causal agents in code no. 0501 land cargo handling service (1999-2021)

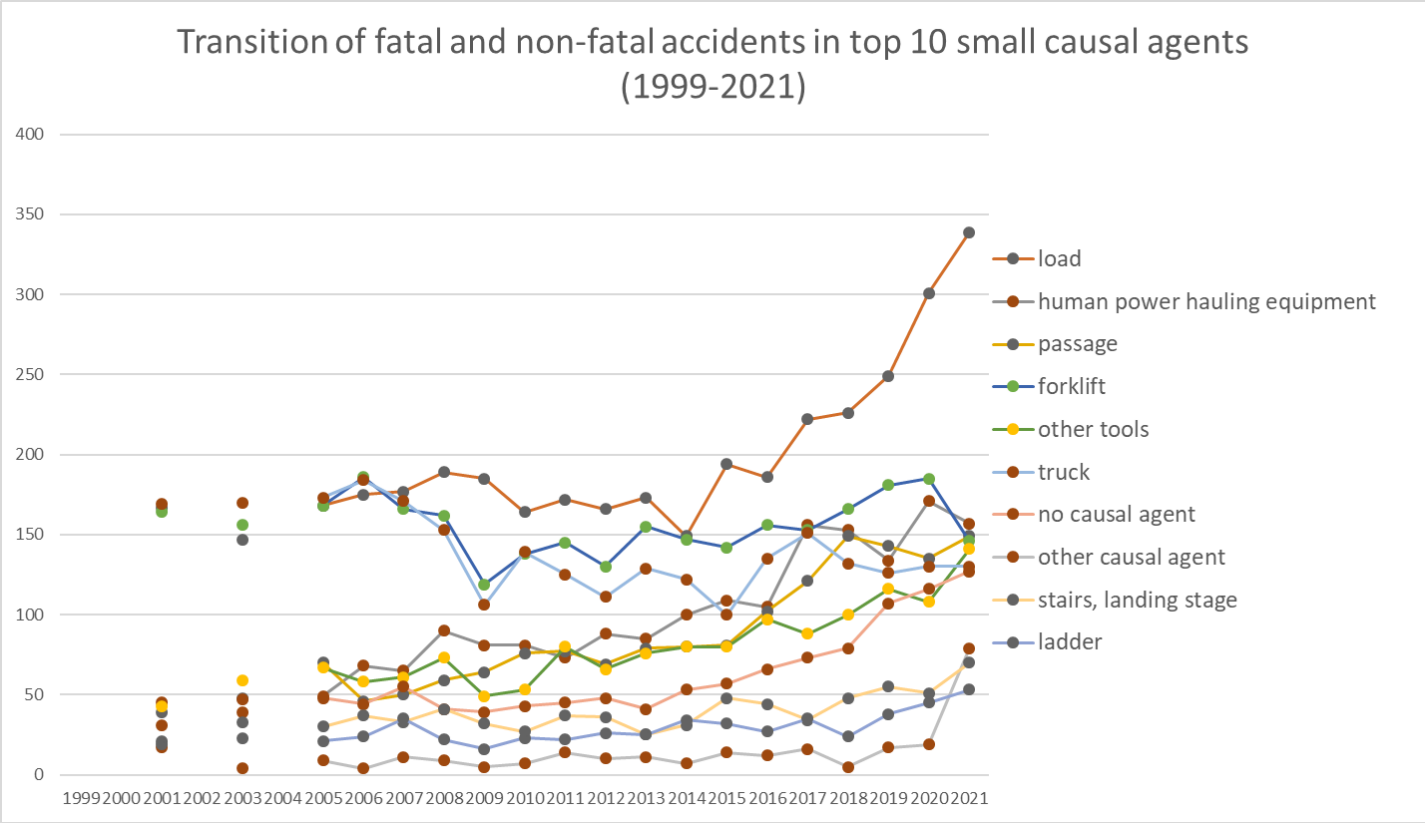

Transition of fatal and non-fatal accidents in small causal agents in code no. 0501 land cargo handling service (1999-2021)

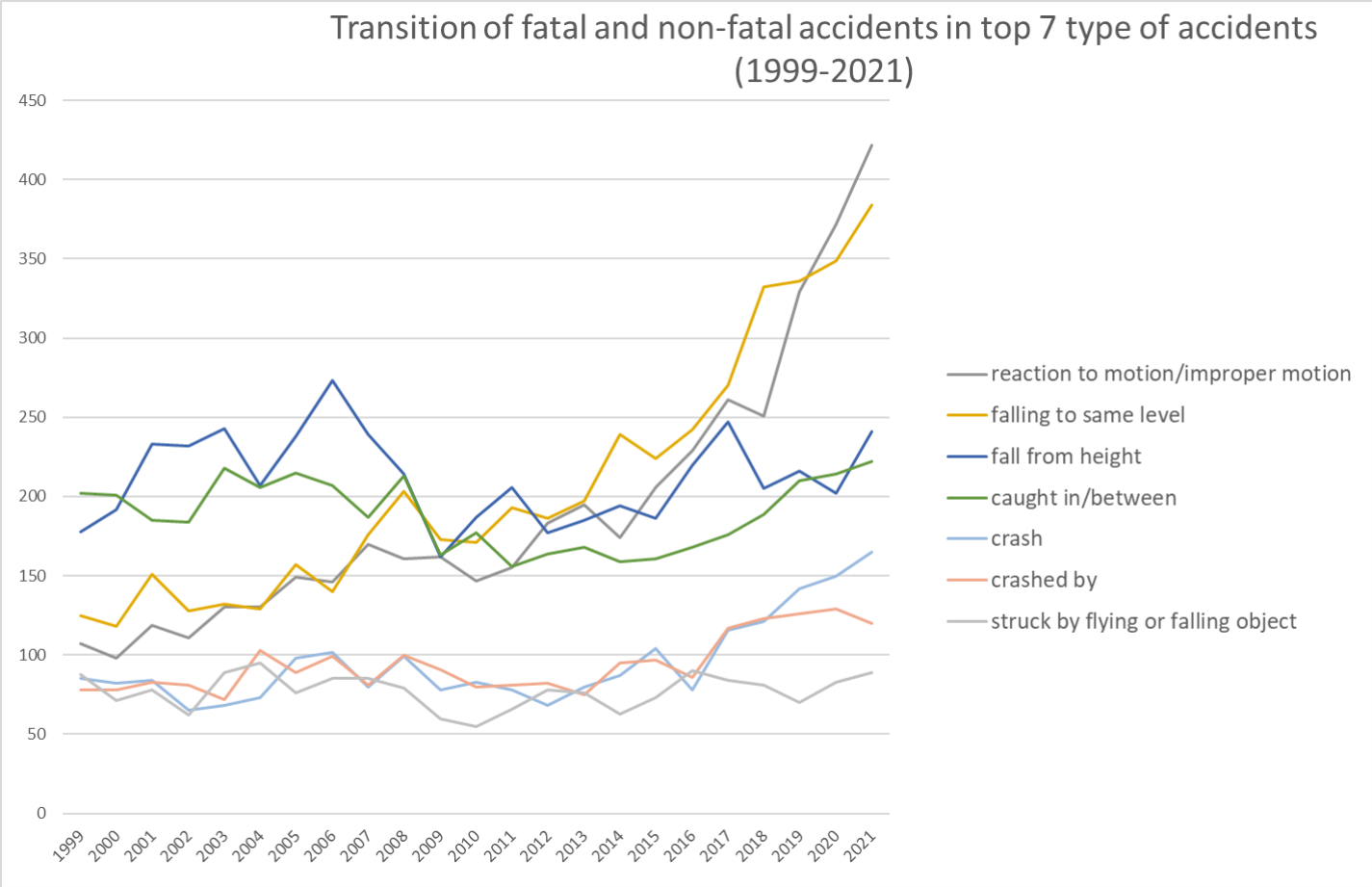

Transition of fatal and non-fatal accidents in type of accidents in code no. 0501 land cargo handling service (1999-2021)

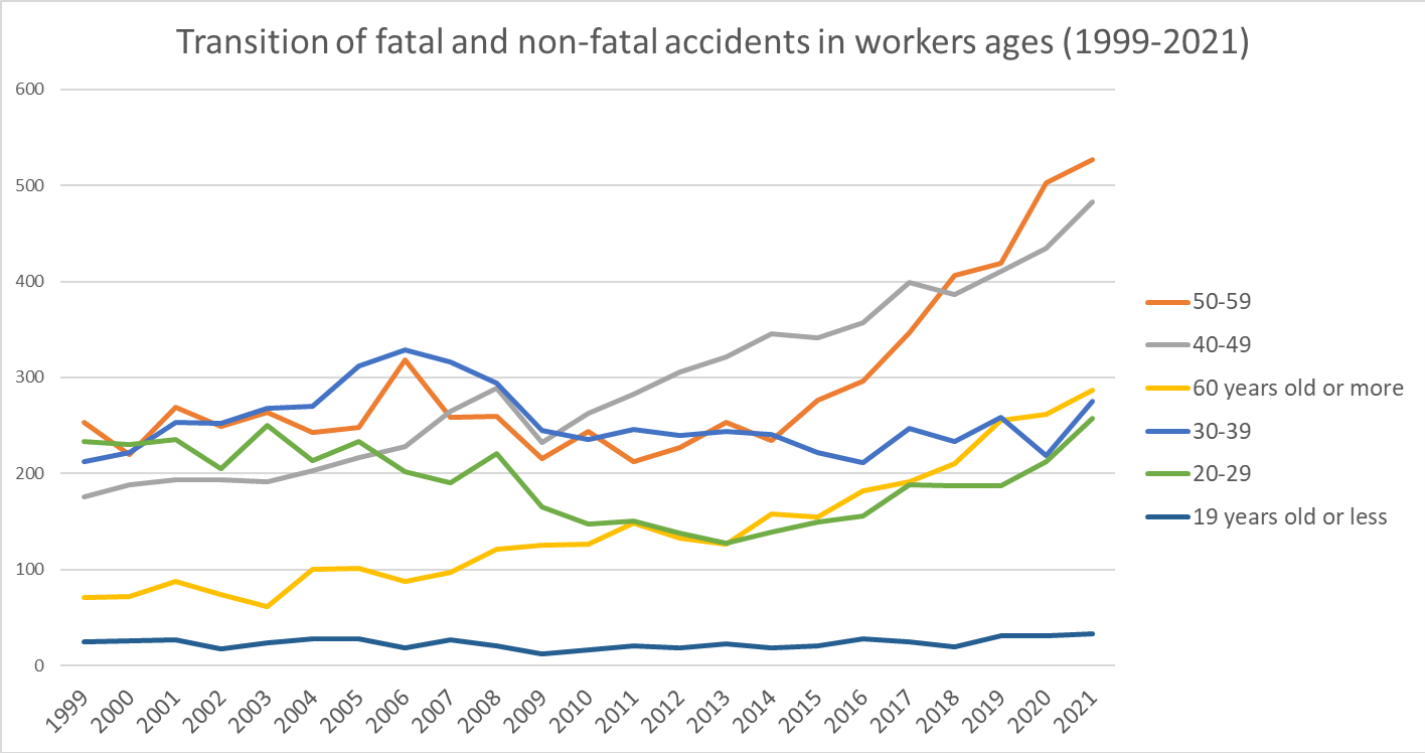

Transition of fatal and non-fatal accidents in workers ages in code no. 0501 land cargo handling service (1999-2021)

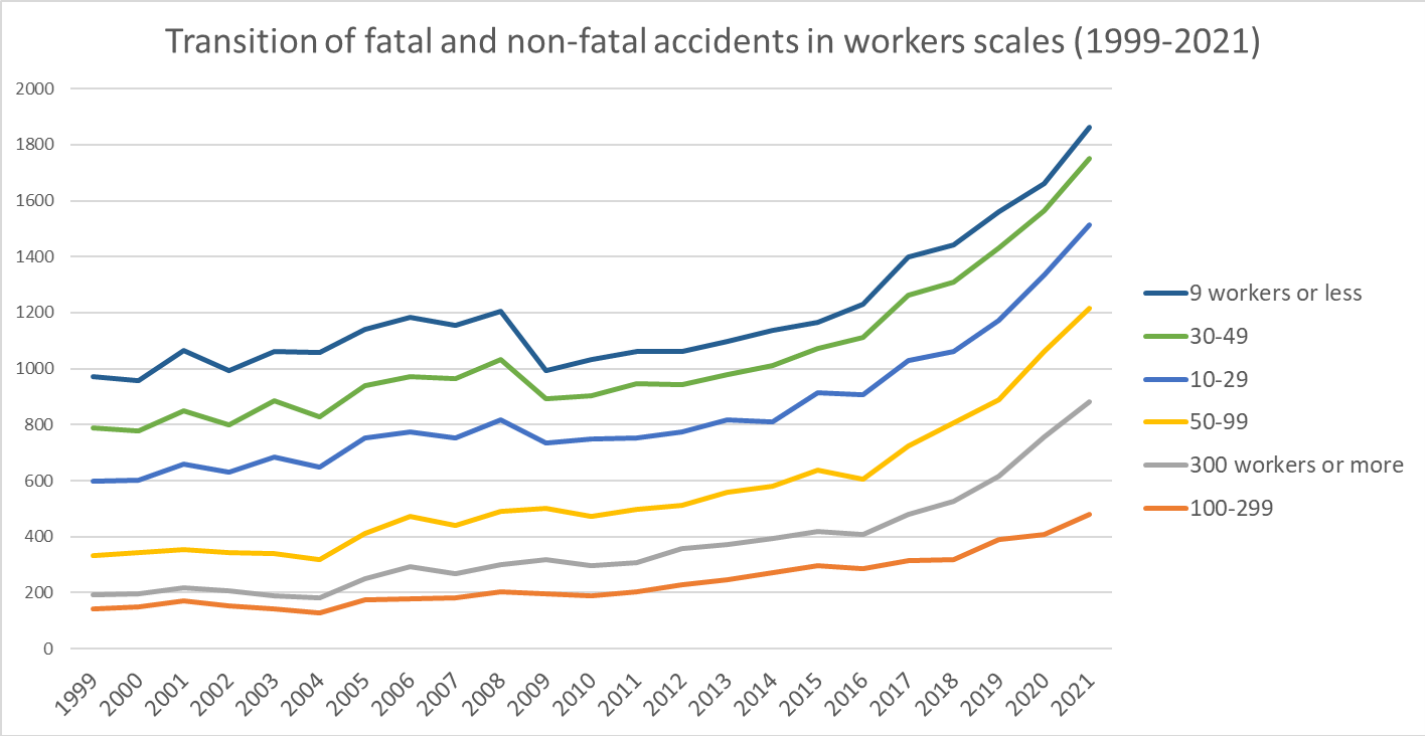

Transition of fatal and non-fatal accidents in workers scales in code no. 0501 land cargo handling service (1999-2021)

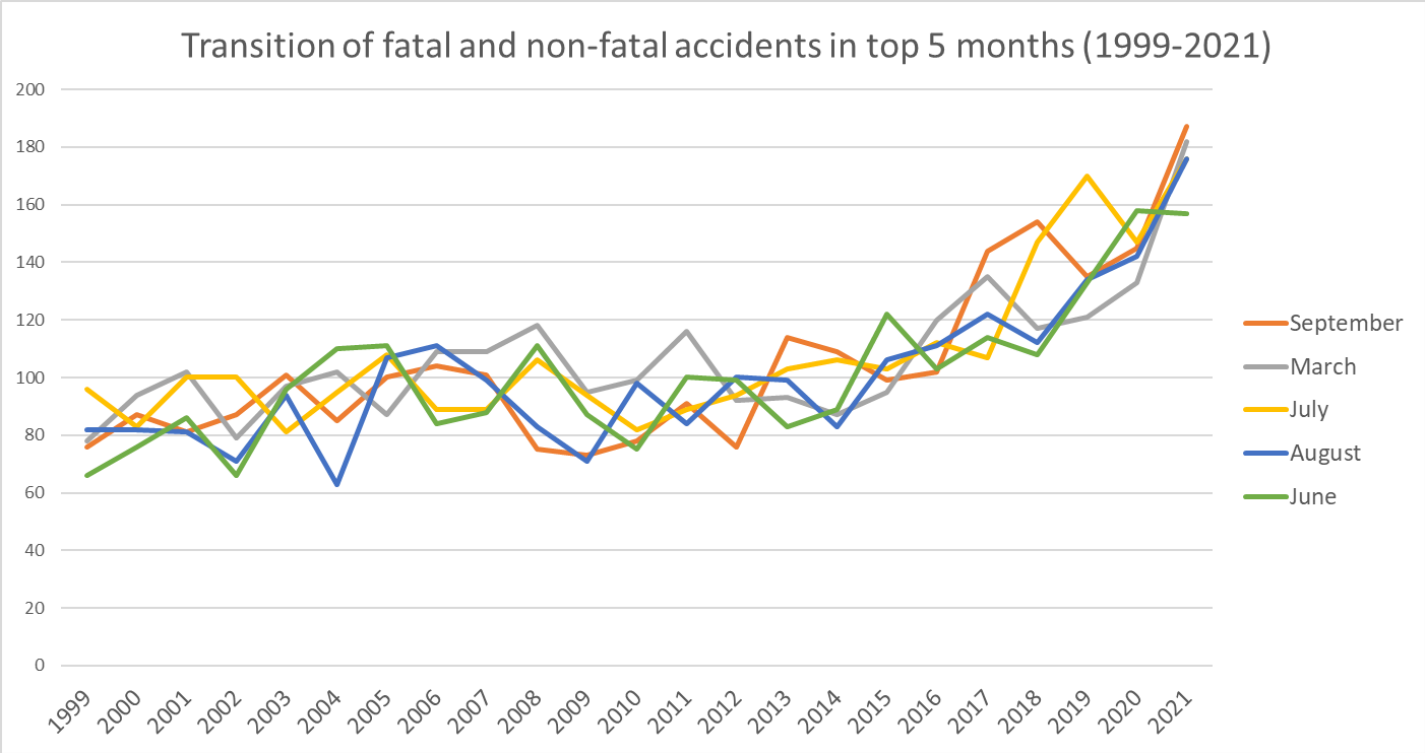

Transition of fatal and non-fatal accidents in months in code no. 0501 land cargo handling service (1999-2021)

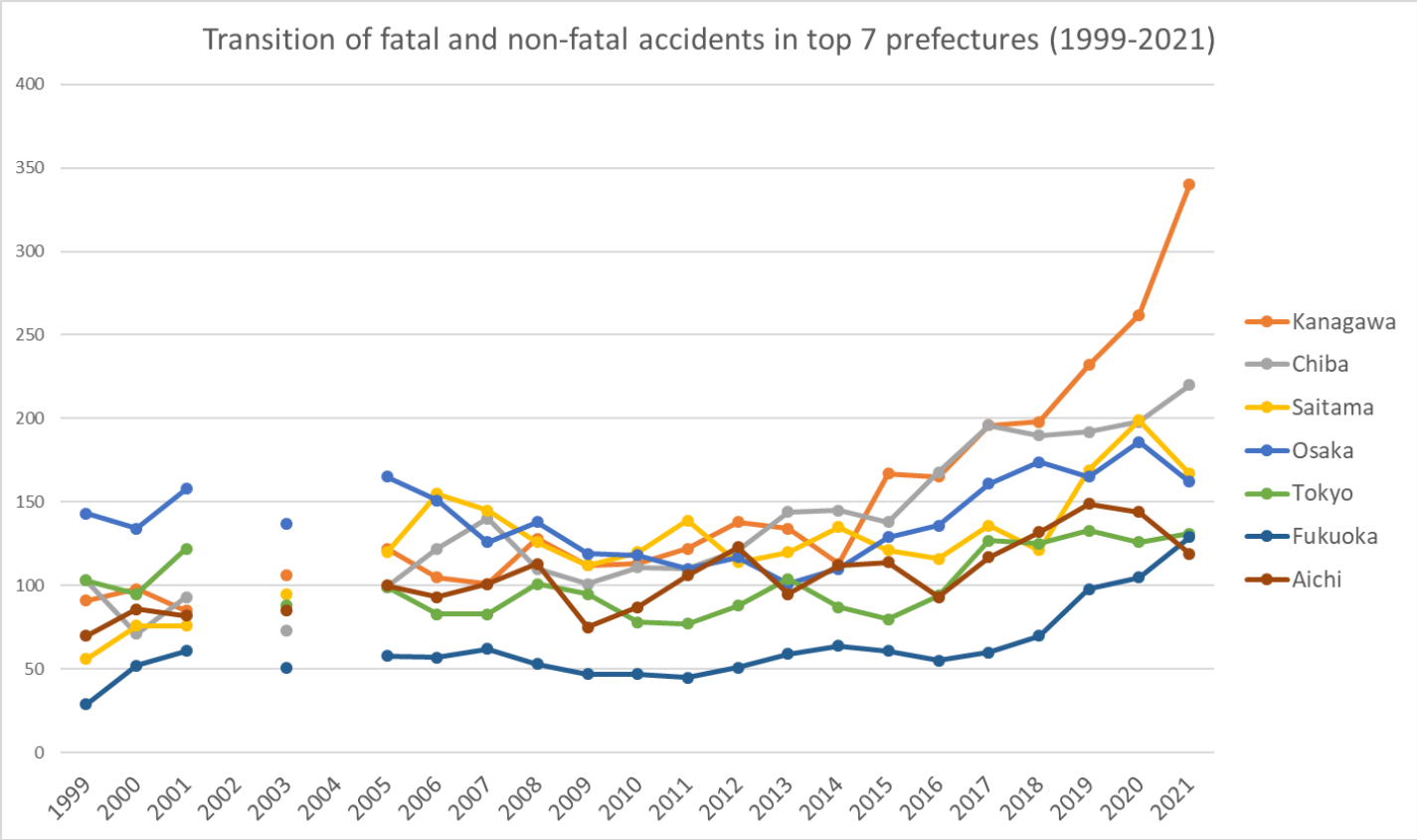

Transition of fatal and non-fatal accidents in prefectures in code no. 0501 land cargo handling service (1999-2021)

Transition of fatal and non-fatal accidents in large causal agents in code no. 0501 land cargo handling service (1999-2021)

code	Causal (L) agents	1999	2000	2001	2002	2003	2004	2005	2006	2007	2008	2009	2010	2011	2012	2013	2014	2015	2016	2017	2018	2019	2020	2021	total	Causal (L) agents
3	other equipment	146	141	162	137	165	154	185	204	196	230	201	194	213	230	231	256	259	280	328	343	358	427	491	5,531	other equipment
2	crane, conveying machine	364	391	427	430	421	430	445	463	443	441	313	365	333	319	364	362	315	356	381	396	392	406	378	8,935	crane, conveying machine
4	temporary buildings,	140	136	147	150	160	130	185	171	161	191	170	182	196	193	169	203	234	233	263	292	315	289	343	4,653	temporary buildings,

	establishments																									establishments
6	load	151	141	169	143	154	167	177	184	187	199	190	171	177	176	180	156	201	189	228	231	255	306	342	4,474	load
9	others	40	50	50	41	52	60	57	50	67	51	47	51	61	62	55	64	73	80	92	85	130	138	208	1,664	others
5	substance, material	86	63	71	56	70	72	50	63	60	55	40	31	37	41	57	44	44	50	59	31	53	35	52	1,220	substance, material
1	machine	38	34	28	23	29	36	36	38	33	24	29	25	26	24	22	27	27	20	23	20	27	27	26	642	machine
7	environment	5	2	12	12	9	8	4	11	7	15	5	14	19	18	18	25	12	22	24	44	31	34	23	374	environment
	total	970	958	1,066	992	1,060	1,057	1,139	1,184	1,154	1,206	995	1,033	1,062	1,063	1,096	1,137	1,165	1,230	1,398	1,442	1,561	1,662	1,863	27,493	total

Transition of fatal and non-fatal accidents in middle causal agents in code no. 0501 land cargo handling service (1999-2021)

code	Causal (M) agents	1999	2000	2001	2002	2003	2004	2005	2006	2007	2008	2009	2010	2011	2012	2013	2014	2015	2016	2017	2018	2019	2020	2021	total	Causal (M) agents
41	temporary buildings, establishments	140	136	147	150	160	130	185	171	161	191	170	182	196	193	169	203	234	233	263	292	315	289	343	4,653	temporary buildings, establishments
61	load	151	141	169	143	154	167	177	184	187	199	190	171	177	176	180	156	201	189	228	231	255	306	342	4,474	load
22	conveying machine	316	340	382	368	379	396	396	426	380	382	258	317	310	280	326	320	285	329	350	354	356	366	333	7,949	conveying machine
36	human power machine, tools	47	66	67	61	54	68	67	87	80	109	102	95	91	111	101	122	123	121	173	179	164	221	239	2,548	human power machine, tools
37	tools	81	62	68	61	89	73	93	90	101	98	66	80	104	97	102	116	115	129	125	125	160	157	198	2,390	tools
92	no causal agent	27	29	31	32	47	49	48	44	55	41	39	43	45	48	41	53	57	66	73	79	107	116	127	1,297	no causal agent
91	other causal agent	11	20	17	5	4	8	9	4	11	9	5	7	14	10	11	7	14	12	16	5	17	19	79	314	other causal agent
																										other

39	other equipments, facilities	16	11	20	13	18	12	23	24	12	21	30	18	18	20	28	14	21	29	29	36	32	48	52	545	equipments, facilities
52	materials	82	63	68	56	65	69	48	60	58	53	40	31	36	39	43	40	42	49	58	29	51	33	46	1,159	materials
23	vehicle	17	21	18	28	22	17	30	21	47	34	39	38	13	20	28	30	15	19	19	33	18	31	27	585	vehicle
71	natural environment	5	2	12	12	9	8	4	11	7	15	5	14	19	18	18	25	12	22	24	44	31	34	23	374	natural environment
21	crane	31	30	27	34	20	17	19	16	16	25	16	10	10	19	10	12	15	8	12	9	18	9	18	401	crane
16	general machine	11	10	13	11	15	19	19	17	16	13	16	8	13	8	11	16	11	9	13	11	19	17	14	310	general machine
51	hazards, harmful substances	4		3		5	3	2	3	2	2			1	2	14	4	2	1	1	2	2	2	6	61	hazards, harmful substances
12	power transmission mechanism	2	1			3	1	2	1	2		3	4	2		1		4	1	2	2	2	1	4	38	power transmission mechanism
14	construction machine	5	6	4	3	5	3	4	4	3	4	1	2	4	4	2		3	2	5	2	1	1	3	71	construction machine
13	woodworking machine	11	14	10	7	3	9	8	11	7	5	7	6	7	10	6	10	7	7	1	4	3	6	2	161	woodworking machine
99	unclassifiable	2	1	2	4	1	3		2	1	1	3	1	2	4	3	4	2	2	3	1	6	3	2	53	unclassifiable
11	engine					1							2				1	1						2	7	engine
15	metal manufacturing machine	9	3	1	2	2	4	3	5	5	2	2	3		2	2		1	1	2	1	2	2	1	55	metal manufacturing machine
35	electric equipment		1	1				1	1	1	1	1			2		2		1		2		1	1	16	electric equipment

31	pressure vessel	2	1	4		1			1	1		2					1				1			1	15	pressure vessel
33	welding equipment			1	2	1											1					2			7	welding equipment
34	kiln, caldron			1		1	1		1	1			1							1					7	kiln, caldron
32	chemical facilities					1		1			1														3	chemical facilities
17	mobile silviculture machine																									mobile silviculture machine
	total	970	958	1,066	992	1,060	1,057	1,139	1,184	1,154	1,206	995	1,033	1,062	1,063	1,096	1,137	1,165	1,230	1,398	1,442	1,561	1,662	1,863	27,493	total

Transition of fatal and non-fatal accidents in small causal agents in code no. 0501 land cargo handling service (1999-2021)

code	Causal (S) agents	1999	2000	2001	2002	2003	2004	2005	2006	2007	2008	2009	2010	2011	2012	2013	2014	2015	2016	2017	2018	2019	2020	2021	total	Causal (S) agents
611	load			167		147		168	175	177	189	185	164	172	166	173	149	194	186	222	226	249	301	339	3,749	load
362	human power hauling equipment			45		39		49	68	65	90	81	81	73	88	85	100	109	105	156	153	134	171	157	1,849	human power hauling equipment
417	passage			39		48		70	46	50	59	64	76	77	69	79	80	81	102	121	149	143	135	149	1,637	passage
222	forklift			164		156		168	186	166	162	119	138	145	130	155	147	142	156	153	166	181	185	146	2,965	forklift
379	other tools			43		59		67	58	61	73	49	53	80	66	76	80	80	97	88	100	116	108	141	1,495	other tools
221	truck			169		170		173	184	171	153	106	139	125	111	129	122	100	135	151	132	126	130	130	2,656	truck
921	no causal agent			31		47		48	44	55	41	39	43	45	48	41	53	57	66	73	79	107	116	127	1,160	no causal agent
911	other causal agent			17		4		9	4	11	9	5	7	14	10	11	7	14	12	16	5	17	19	79	270	other causal agent
413	stairs, landing stage			21		33		30	37	33	41	32	27	37	36	25	31	48	44	34	48	55	51	70	733	stairs, landing stage
371	ladder			19		23		21	24	35	22	16	23	22	26	25	34	32	27	35	24	38	45	53	544	ladder
361	human power cranes			2		1		1	1		1		1		1	1	1		2	2	1	16	24	53	108	human power cranes

391	other equipment, facilities			20		18		23	24	12	21	30	18	18	20	28	14	21	29	29	36	32	48	52	493	other equipment, facilities
416	working platform, boot board			32		30		19	31	17	33	26	27	38	31	17	43	35	37	44	34	45	36	51	626	working platform, boot board
224	conveyor			34		37		37	33	29	42	20	26	24	26	28	33	32	31	33	38	34	40	48	625	conveyor
418	building, establishment			22		24		32	27	33	28	26	23	25	30	27	21	39	24	33	37	31	26	32	540	building, establishment
419	other temporary buildings, establishments			25		20		28	24	21	23	15	21	16	20	17	17	24	18	23	19	35	37	29	432	other temporary buildings, establishments
364	hand tool			19		14		14	17	13	18	19	12	16	22	12	21	13	11	13	25	14	25	24	322	hand tool
521	metal material			44		33		24	35	34	32	18	20	20	17	18	19	20	25	24	19	26	15	21	464	metal material
231	cars, bus, motorcycle			16		18		26	18	45	33	34	31	12	17	26	26	11	15	16	31	14	28	19	436	cars, bus, motorcycle
529	other materials			10		9		7	10	9	6	12	4	8	10	12	12	15	15	15	1	14	10	16	195	other materials
169	other general power machines			10		11		13	16	15	11	13	8	9	8	9	13	8	8	12	11	17	14	14	220	other general power machines
715	high/cold temperature environment			2		3			4	3	7	1	6	3	8	9	11	5	18	14	20	21	21	11	167	high/cold temperature environment
719	other environments			9		3		3	6	2	7	3	7	9	7	8	12	7	3	8	19	8	8	11	140	other environments
229	other powered conveying machines			14		13		17	22	11	24	11	13	16	11	14	15	10	7	10	17	14	10	9	258	other powered conveying machines
522	lumber, bamboo			14		20		15	15	14	13	10	7	7	12	12	7	7	9	19	7	9	8	9	214	lumber, bamboo
212	mobile crane			14		7		7	6	6	8	7	4	2	6	2	3	3	2	5	1	2	1	7	93	mobile crane
414	opening			4		1		2	2	3	4	5	5	3	2	2	6	6	8	5	3	4	3	7	75	opening

211	crane			8		10		11	6	6	15	5	3	3	9	2	7	9	3	6	7	9	4	6	129	crane
239	other vehicles			1		3		3	3	2	1	4	6	1	2	2	4	4	3	2	2	3	3	6	55	other vehicles
363	human power machine			1				3	1	2		2	1	2		3		1	3	2			1	5	27	human power machine
519	other hazards, harmful substances			1				1			1			1	2	1	3	1			1	1	1	5	19	other hazards, harmful substances
372	slinging tool			6		7		5	8	5	3	1	4	2	5	1	2	3	5	2	1	6	4	4	74	slinging tool
121	power transmission mechanism					3		2	1	2		3	4	2		1		4	1	2	2	2	1	4	34	power transmission mechanism
612	machine/equipment as load			2		7		9	9	10	10	5	7	5	10	7	7	7	3	6	5	6	5	3	123	machine/equipment as load
411	scaffolding			3		2		4	1	2		1	2		3	2	2			3	2	2	1	3	33	scaffolding
214	elevator, lift			3		3			3	2	1	4	1	5	3	6	2	2	1	1	1	5	3	2	48	elevator, lift
999	unclassifiable			2		1			2	1	1	3	1	2	4	3	4	2	2	3	1	6	3	2	43	unclassifiable
415	roof, beam, haze, crossbeam, principal rafter			1		2			3	2	3	1	1		2		3	1						2	21	roof, beam, haze, crossbeam, principal rafter
219	other powered crane			2				1	1	2			2		1			1	2			2		2	16	other powered crane
232	railway vehicle			1		1		1				1	1		1				1	1		1		2	11	railway vehicle
111	engine					1							2				1	1						2	7	engine
131	circular sawing machine			5		2		7	8	4	2	3	4	2	3	3	6	4	3		2	1	3	1	63	circular sawing machine
139	other woodworking machines			3				1	3	1	2	3	2	5	6	3	4	2	4	1	2	2	2	1	47	other woodworking machines
	other metal																									other metal

159	manufacturing machines			1		1		2	3	4	2	1	1		1			1	1	2				1	21	manufacturing machines
141	leveling, transporting or loading machine			2		3		1	2		2			1	2			2	1	3				1	20	leveling, transporting or loading machine
142	excavating machine			2		1		1	2	1	1		1	2	2	1					1	1	1	1	18	excavating machine
319	other pressure vessels			3		1			1	1		2					1				1			1	11	other pressure vessels
351	transmission			1								1			2		2				1		1	1	9	transmission
149	other construction machines					1		2				1	1	1										1	7	other construction machines
712	standing tree											1					1				1	1	1	1	6	standing tree
513	inflammable gas					1		1																1	3	inflammable gas
217	lumberyard equipment, logging cableway																							1	1	lumberyard equipment, logging cableway
514	harmful substance			1		3			2	2	1					12				1		1	1		24	harmful substance
165	food manufacturing machine					1		3	1	1		2		2		1	3	2	1						17	food manufacturing machine
523	stone, sand, substance					3		2		1	2			1		1	2				2	2			16	stone, sand, substance
711	natural ground, rock					2		1	1	1	1			2			1		1	1	1	1	2		15	natural ground, rock
223	railway equipment			1		2				3					2		2	1		1		1	1		14	railway equipment
713	water					1								4	1	1				1	2		2		12	water
162	mixer, grinder			1		1		1			2	1				1		1							8	mixer, grinder

225	loader					1		1			1	2	1							1	1				8	loader
714	abnormal environment			1						1			1	1	2						1				7	abnormal environment
132	band sawing machine			1		1				2	1							1							6	band sawing machine
146	vehicle for high lift work									1	1					1				2	1				6	vehicle for high lift work
153	grinding machine, buffing machine					1			1			1	1								1	1			6	grinding machine, buffing machine
163	roll machine (except printingroll machine)			1				1						1								2	1		6	roll machine (except printingroll machine)
167	industrial robot			1		1		1						1						1			1		6	industrial robot
359	other electrical equipment							1	1	1	1								1		1				6	other electrical equipment
512	inflammable substance			1		1										1	1	1	1						6	inflammable substance
156	shearing machine								1							1						1	2		5	shearing machine
154	power press									1			1		1	1									4	power press
341	kiln, caldron			1		1			1	1															4	kiln, caldron
144	hardening machine									1								1	1						3	hardening machine
321	chemical facilities					1		1			1														3	chemical facilities
332	arc welding equipment																1					2			3	arc welding equipment
134	hollow chisel mortiser, wood			1								1													2	hollow chisel mortiser, wood

	borer																									borer
166	printing machine					1																	1		2	printing machine
215	cargo lifting appliance										1												1		2	cargo lifting appliance
226	straddle carrier																1			1					2	straddle carrier
331	gas welding equipment			1		1																			2	gas welding equipment
349	other kiln, caldron												1							1					2	other kiln, caldron
511	explosive substance								1												1				2	explosive substance
133	wood planer machine														1										1	wood planer machine
136	chain saw																						1		1	chain saw
152	drill press, milling machine							1																	1	drill press, milling machine
227	rough terrain hauler								1																1	rough terrain hauler
312	pressure vessel			1																					1	pressure vessel
135	chamfering machine, router, woodworking milling machine																									chamfering machine, router, woodworking milling machine
143	foundation work machine																									foundation work machine
145	demolition machine																									demolition machine
151	lathe																									lathe
155	forging pressure hammer																									forging pressure hammer

161	centrifugal machine																									centrifugal machine
164	injection molding machine																									injection molding machine
171	felling machine																									felling machine
172	mobile logging machine																									mobile logging machine
173	skyline yarding machine																									skyline yarding machine
179	other mobile silviculture machine																									other mobile silviculture machine
213	derrick crane																									derrick crane
216	gondola																									gondola
218	simple skyline yarding equipment																									simple skyline yarding equipment
311	boiler																									boiler
339	other welding equipment																									other welding equipment
342	industrial dryer																									industrial dryer
352	electric power facilities																									electric power facilities
412	timbering																									timbering
515	radiation																									radiation
	total			1,066		1,060		1,139	1,184	1,154	1,206	995	1,033	1,062	1,063	1,096	1,137	1,165	1,230	1,398	1,442	1,561	1,662	1,863	23,516	total

Transition of fatal and non-fatal accidents in type of accidents in code no. 0501 land cargo handling service (1999-2021)

code	Type of accidents	1999	2000	2001	2002	2003	2004	2005	2006	2007	2008	2009	2010	2011	2012	2013	2014	2015	2016	2017	2018	2019	2020	2021	total	Type of accidents

19	reaction to motion/improper motion	107	98	119	111	130	130	149	146	170	161	162	147	155	183	195	174	206	229	261	251	329	372	422	4,407	reaction to motion/improper motion
02	falling to same level	125	118	151	128	132	129	157	140	176	203	173	171	193	186	197	239	224	242	270	332	336	349	384	4,755	falling to same level
01	fall from height	178	192	233	232	243	207	238	273	239	214	162	187	206	177	185	194	186	220	247	205	216	202	241	4,877	fall from height
07	caught in/between	202	201	185	184	218	206	215	207	187	213	163	177	156	164	168	159	161	168	176	189	210	214	222	4,345	caught in/between
03	crash	85	82	84	65	68	73	98	102	80	99	78	83	78	68	80	87	104	78	116	121	142	150	165	2,186	crash
06	crashed by	78	78	83	81	72	103	89	99	81	100	91	80	81	82	75	95	97	86	117	123	126	129	120	2,166	crashed by
04	struck by flying or falling object	88	71	78	62	89	95	76	85	85	79	60	55	66	78	76	63	73	90	84	81	70	83	89	1,776	struck by flying or falling object
90	others	3	3	2	1	2	4	4	3	2	6	5	6	10	6	4	3	5	8	8	8	8	14	73	188	others
05	collapse	40	42	41	42	33	35	38	39	32	45	36	53	52	26	24	29	47	29	48	43	36	51	59	920	collapse
08	cut	29	38	37	22	22	31	29	42	34	30	32	20	30	43	27	40	30	28	23	36	30	44	35	732	cut
17	traffic accident (public road)	17	23	30	46	39	29	37	25	55	39	28	42	22	32	35	30	18	26	27	26	27	25	30	708	traffic accident (public road)
11	contact to high/low-temperature	8	3	8	11	8	6	2	10	6	9	2	7	2	8	10	17	8	20	15	23	22	22	15	242	contact to high/low-temperature
12	contact to harmful substance	3	1	4		3	3	2	4	2			1	1	2	13	1			1		1	1	4	47	contact to harmful substance
09	injury to the sole of the foot	2	2	3	2	1	2	3	2		5		1	2	1	1		3	1	3	1	1	1	3	40	injury to the sole of the foot
18	traffic accident (others)	3	3	2	1			1	2	3	1	1		2	1	2	1		1		2	2	3	1	32	traffic accident (others)

99	unclassifiable	1	1	2	2		1	1	1	2	1	1	2	2	4	2	5	1	2	2	1	3	2		39	unclassifiable
16	fire			1			1		2				1			1		1				2			9	fire
15	burst	1	1	1			1				1	1						1	1						8	burst
10	drown				2		1							4											7	drown
14	explosion		1	1					2							1			1						6	explosion
13	electric shock			1											2										3	electric shock
	total	970	958	1,066	992	1,060	1,057	1,139	1,184	1,154	1,206	995	1,033	1,062	1,063	1,096	1,137	1,165	1,230	1,398	1,442	1,561	1,662	1,863	27,493	total

Transition of fatal and non-fatal accidents in workers ages in code no. 0501 land cargo handling service (1999-2021)

code	Age	1999	2000	2001	2002	2003	2004	2005	2006	2007	2008	2009	2010	2011	2012	2013	2014	2015	2016	2017	2018	2019	2020	2021	total	Age
5	50-59	253	220	269	249	264	243	248	318	259	260	216	244	212	227	253	234	276	296	347	406	419	503	527	6,743	50-59
4	40-49	176	188	194	194	192	203	217	228	265	289	232	263	283	306	321	346	341	357	399	386	410	435	483	6,708	40-49
6	60 years old or more	71	72	88	74	62	100	101	88	97	121	125	127	149	133	127	158	155	182	192	210	255	262	287	3,236	60 years old or more
3	30-39	212	222	253	252	268	270	312	329	316	294	245	236	246	240	244	241	222	211	247	233	259	219	275	5,846	30-39
2	20-29	233	230	235	205	250	213	233	202	190	221	165	147	151	138	128	139	150	156	188	187	187	212	258	4,418	20-29
1	19 years old or less	25	26	27	18	24	28	28	19	27	21	12	16	21	19	23	19	21	28	25	20	31	31	33	542	19 years old or less
	total	970	958	1,066	992	1,060	1,057	1,139	1,184	1,154	1,206	995	1,033	1,062	1,063	1,096	1,137	1,165	1,230	1,398	1,442	1,561	1,662	1,863	27,493	total

Transition of fatal and non-fatal accidents in workers scales in code no. 0501 land cargo handling service (1999-2021)

code	Workers scale	1999	2000	2001	2002	2003	2004	2005	2006	2007	2008	2009	2010	2011	2012	2013	2014	2015	2016	2017	2018	2019	2020	2021	total	Workers scale
5	100-299	143	151	170	152	142	128	175	177	181	202	196	189	203	227	248	271	295	287	315	318	389	408	480	5,447	100-299
6	300 workers or more	49	46	47	55	48	53	76	116	87	100	122	107	103	129	125	121	124	120	164	210	227	349	403	2,981	300 workers or more

4	50-99	140	147	137	136	151	138	161	178	173	189	183	176	190	157	184	190	220	198	244	279	273	305	332	4,481	50-99
2	10-29	265	258	305	286	343	331	342	304	311	326	232	276	257	263	261	228	276	301	307	255	283	273	298	6,581	10-29
3	30-49	190	175	191	172	203	178	185	195	213	214	161	156	192	168	162	201	159	204	234	249	261	228	238	4,529	30-49
1	9 workers or less	183	181	216	191	173	229	200	214	189	175	101	129	117	119	116	126	91	120	134	131	128	99	112	3,474	9 workers or less
	total	970	958	1,066	992	1,060	1,057	1,139	1,184	1,154	1,206	995	1,033	1,062	1,063	1,096	1,137	1,165	1,230	1,398	1,442	1,561	1,662	1,863	27,493	total

Transition of fatal and non-fatal accidents in months in code no. 0501 land cargo handling service (1999-2021)

code	Month	1999	2000	2001	2002	2003	2004	2005	2006	2007	2008	2009	2010	2011	2012	2013	2014	2015	2016	2017	2018	2019	2020	2021	total	Month
9	September	76	87	81	87	101	85	100	104	101	75	73	78	91	76	114	109	99	102	144	154	135	145	187	2,404	September
3	March	78	94	102	79	97	102	87	109	109	118	95	99	116	92	93	87	95	120	135	117	121	133	182	2,460	March
7	July	96	83	100	100	81	95	108	89	89	106	94	82	89	94	103	106	103	112	107	147	170	147	176	2,477	July
8	August	82	82	81	71	94	63	107	111	99	83	71	98	84	100	99	83	106	111	122	112	134	142	176	2,311	August
6	June	66	76	86	66	96	110	111	84	88	111	87	75	100	99	83	89	122	103	114	108	133	158	157	2,322	June
5	May	79	65	100	88	80	85	83	101	106	110	84	83	79	92	88	103	102	76	120	104	113	139	154	2,234	May
4	April	77	61	86	97	100	95	101	82	100	117	94	89	75	71	97	91	99	124	95	102	116	140	151	2,260	April
11	November	86	83	77	91	92	84	102	112	85	81	64	95	96	93	85	86	80	101	98	121	121	139	145	2,217	November
1	January	82	66	89	71	70	90	66	96	92	100	73	76	79	83	88	87	92	80	113	131	111	145	143	2,123	January
12	December	92	106	69	76	91	74	89	106	100	76	100	77	85	85	85	105	84	99	120	128	153	143	141	2,284	December
10	October	80	85	99	80	89	95	110	106	92	110	88	78	89	89	82	91	99	109	138	133	145	138	129	2,354	October
2	February	76	70	96	86	69	79	75	84	93	119	72	103	79	89	79	100	84	93	92	85	109	93	122	2,047	February
	total	970	958	1,066	992	1,060	1,057	1,139	1,184	1,154	1,206	995	1,033	1,062	1,063	1,096	1,137	1,165	1,230	1,398	1,442	1,561	1,662	1,863	27,493	total

Transition of fatal and non-fatal accidents in prefectures in code no. 0501 land cargo handling service (1999-2021)

code	Prefecture	1999	2000	2001	2002	2003	2004	2005	2006	2007	2008	2009	2010	2011	2012	2013	2014	2015	2016	2017	2018	2019	2020	2021	total	Prefecture
14	Kanagawa	91	98	85		106		122	105	101	128	112	113	122	138	134	113	167	165	196	198	232	262	340	3,128	Kanagawa

12	Chiba	103	71	93		73		99	122	140	110	101	111	110	121	144	145	138	168	196	190	192	198	220	2,845	Chiba
11	Saitama	56	76	76		95		120	155	145	126	112	120	139	114	120	135	121	116	136	121	169	199	167	2,618	Saitama
27	Osaka	143	134	158		137		165	151	126	138	119	118	110	117	101	110	129	136	161	174	165	186	162	2,940	Osaka
13	Tokyo	103	95	122		88		99	83	83	101	95	78	77	88	104	87	80	94	127	125	133	126	131	2,119	Tokyo
40	Fukuoka	29	52	61		51		58	57	62	53	47	47	45	51	59	64	61	55	60	70	98	105	129	1,314	Fukuoka
23	Aichi	70	86	82		85		100	93	101	113	75	87	106	123	95	112	114	93	117	132	149	144	119	2,196	Aichi
28	Hyogo	73	63	80		55		59	53	43	49	44	41	29	30	60	41	36	53	64	59	52	62	85	1,131	Hyogo
1	Hokkaido	45	49	37		31		45	57	40	69	38	39	60	47	44	36	43	46	59	44	46	54	61	990	Hokkaido
41	Saga	10	17	9		9		7	23	19	27	18	9	11	9	12	19	19	24	19	17	19	27	61	385	Saga
8	Ibaraki	23	16	19		23		34	30	31	29	29	27	31	28	30	35	23	21	31	32	42	42	48	624	Ibaraki
4	Miyagi	4	4	11		22		12	14	5	19	18	17	14	12	6	12	14	13	11	18	11	12	42	291	Miyagi
26	Kyoto	9	3	11		14		17	15	20	12	6	9	12	10	7	16	12	8	7	12	10	14	42	266	Kyoto
24	Mie	14	20	19		25		18	15	32	23	14	24	22	13	11	24	25	22	10	20	20	24	28	423	Mie
9	Tochigi	3	9	8		22		10	14	12	18	33	49	19	19	11	12	18	14	18	18	19	21	28	375	Tochigi
34	Hiroshima	19	9	13		21		15	21	15	11	23	15	15	16	22	25	16	21	19	24	25	23	25	393	Hiroshima
10	Gunma	15	14	8		25		14	21	12	11	5	11	12	15	21	14	19	27	23	15	17	17	24	340	Gunma
22	Shizuoka	15	16	32		23		24	16	25	31	8	8	21	19	12	27	25	23	25	36	36	38	20	480	Shizuoka
33	Okayama	15	13	10		19		11	17	25	12	17	14	8	6	12	6	10	16	13	14	14	18	16	286	Okayama
21	Gifu	6	10	12		11		9	19	20	22	11	12	9	6	6	14	11	9	11	19	13	7	16	253	Gifu
25	Shiga	3	8	4		6		6	5	9	6	2	4	8	5	9	3	1	8	4	9	6	2	10	118	Shiga
45	Miyazaki	7	4	3		19		6	11	8	16	6	5	3	4	4	5	3	6	6	5	4	8	8	141	Miyazaki
38	Ehime	7	6	9		6		11	6	8	3	4	4	6	3	7	6	5	7	4	5	8	7	8	130	Ehime
7	Fukushima	15	6	11		11		9	9	8	10	2	3	8	12	14	11	14	8	8	11	12	7	7	196	Fukushima
37	Kagawa	12	9	5		4		2	10	5	6	7	5	11	5	5	9	6	8	13	7	13	8	6	156	Kagawa
47	Okinawa	5		2		4		4	3	4	4	2	5	2	4	2	4	2	6	6	5	4	4	5	77	Okinawa

35	Yamaguchi	13	7	9		7		14	13	3	4	3	9	8	15	6	9	3	12	5	6	4	7	4	161	Yamaguchi
43	Kumamoto	4	7	9		5		6	7	3	6	4	6	9	2	6	4	5	3	3	5	6	3	4	107	Kumamoto
42	Nagasaki	4	10	5		4		7	4	1	7	3	1	4	5	4	6	7	4		3	1	2	4	86	Nagasaki
20	Nagano	2	5	6		4		1	3	6	3	6	3	2		1	1	5	4	5	3	5	2	4	71	Nagano
17	Ishikawa	2	3	2		4		1	1	2	3	1	1	2	4	1		5	4	7	9	4	7	4	67	Ishikawa
30	Wakayama	1	2	3				1		2	1		1	4	2	2	2	3	5	5	5	6	5	4	54	Wakayama
18	Fukui	3		4				2	1	2	3		1	2	4	2	3	3	1	1		2	1	4	39	Fukui
6	Yamagata		1	3		2		1		2	3				3	2	1						1	4	23	Yamagata
46	Kagoshima	4	6	5		10		5	7	2	6	11	6	6	3	1	4	8	10	10	8	8	4	3	127	Kagoshima
39	Kochi	10	8	17		8		2	4	2	1		2	1		3	1		4	3		2	1	3	72	Kochi
29	Nara	5	4	2		1		4	2		4	6	3	1	1	1	4	1	3	1	9	1	2	3	58	Nara
36	Tokushima	8		4		8			3	2	3	3	1		1	3	2			1			1	3	43	Tokushima
15	Niigata	2	4	4		3		3	2	5	5	2	1	2		4	5	5	7	1	7	2	5	2	71	Niigata
16	Toyama	3	3	3		7		2	4	7	1	2	7	2	6	2	4	3		3	2	5	3	2	71	Toyama
44	Oita	4	3	4		2		4	2	3	3	2	3			1	1	1	1	3	1		1	2	41	Oita
3	Iwate	2	1	2		1		2	1				1	4		1	1	1	1	4	1	1		2	26	Iwate
2	Aomori	4	5	3		3		3	4	7	2	3	10	1		1	1	1	2	1	1	1		1	54	Aomori
19	Yamanashi	1				3		2		3	3					1	1	1	1	1	1	2	1	1	22	Yamanashi
31	Tottori	2				2				3			1	3			2	1	1		1	2		1	19	Tottori
5	Akita	1	1	1		1		3					1			2									10	Akita
32	Shimane								1		1	1		1	2								1		7	Shimane
	total	970	958	1,066		1,060		1,139	1,184	1,154	1,206	995	1,033	1,062	1,063	1,096	1,137	1,165	1,230	1,398	1,442	1,561	1,662	1,863	25,444	total

Data source : https://anzeninfo.mhlw.go.jp/user/anzen/tok/anst00.htm

Return to https://www.jisha.or.jp/english/statistics/202211_23.html