Transition of fatal and non-fatal accidents in each element like as causal agents, type of accidents, etc. in code no. 080204 fuel retail (1999-2021)

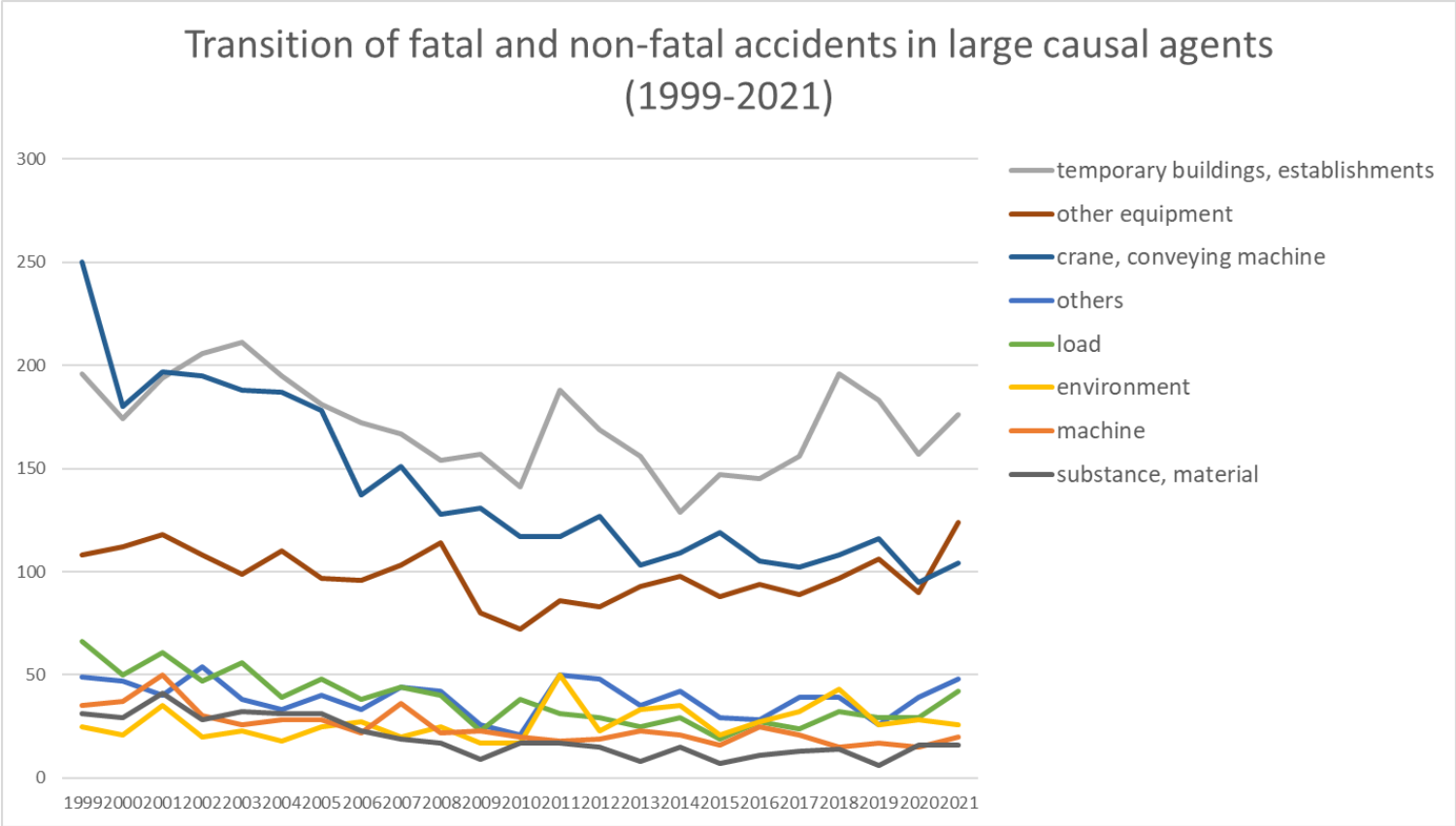

Transition of fatal and non-fatal accidents in large causal agents in code no. 080204 fuel retail (1999-2021)

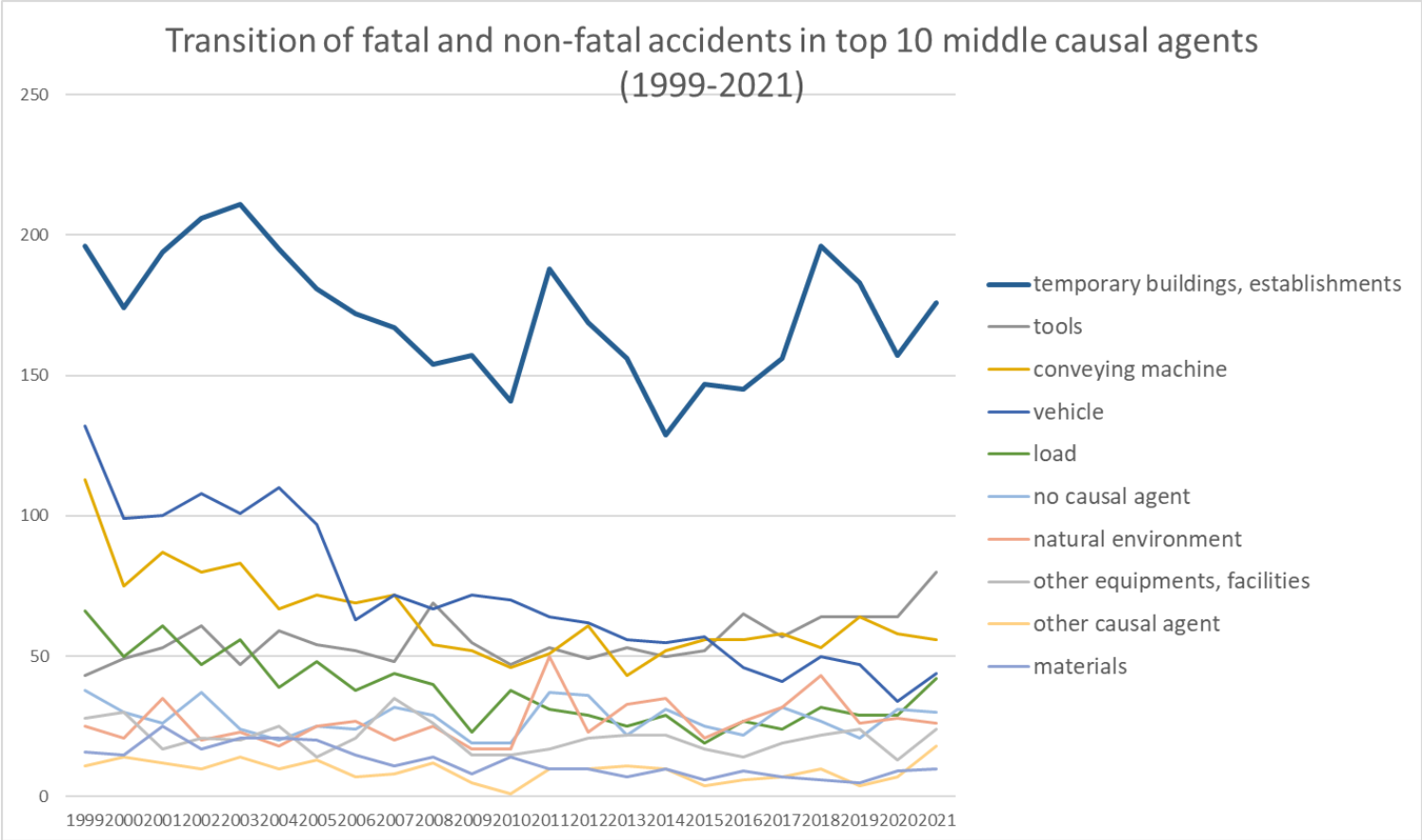

Transition of fatal and non-fatal accidents in middle causal agents in code no. 080204 fuel retail (1999-2021)

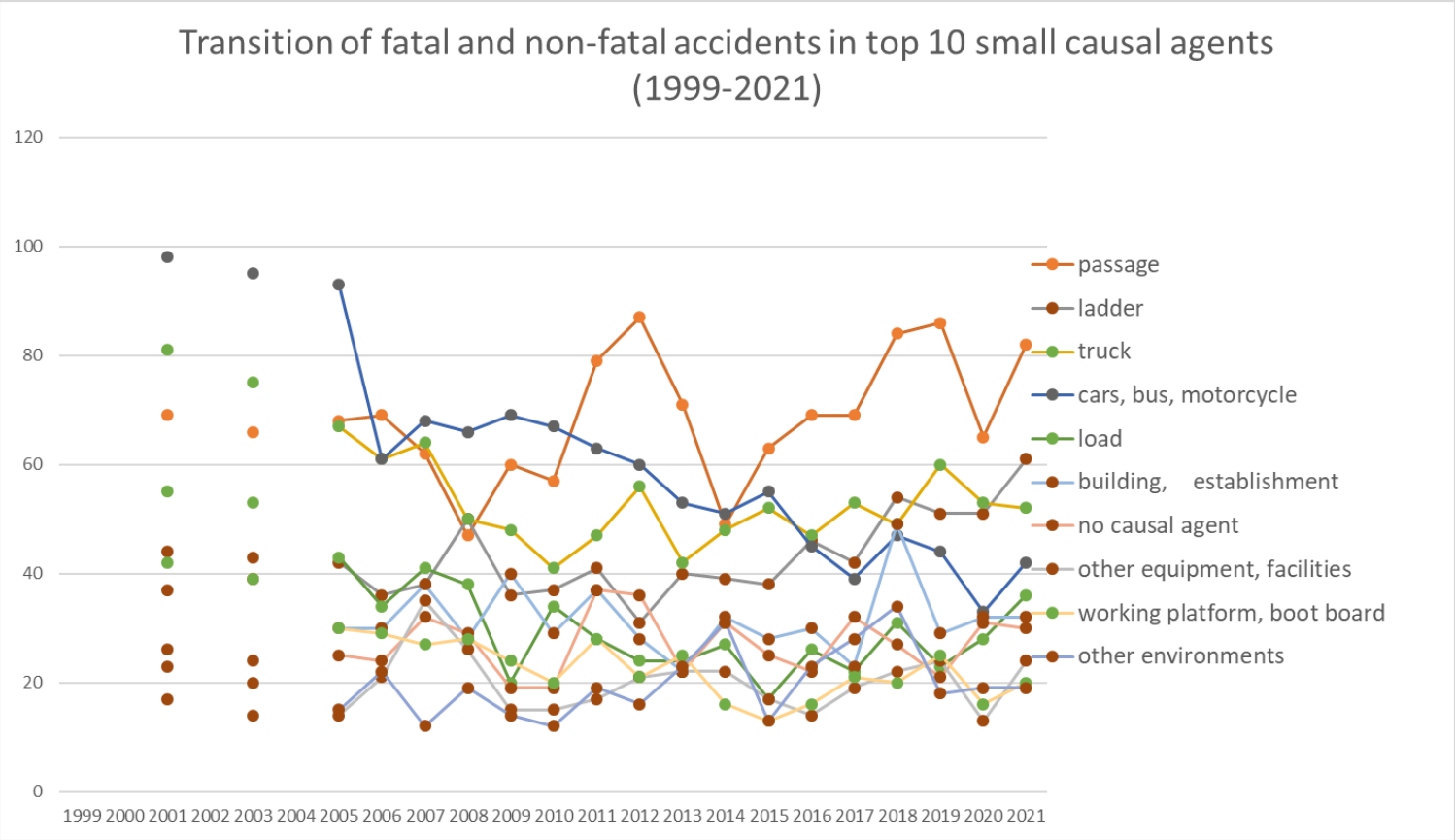

Transition of fatal and non-fatal accidents in small causal agents in code no. 080204 fuel retail (1999-2021)

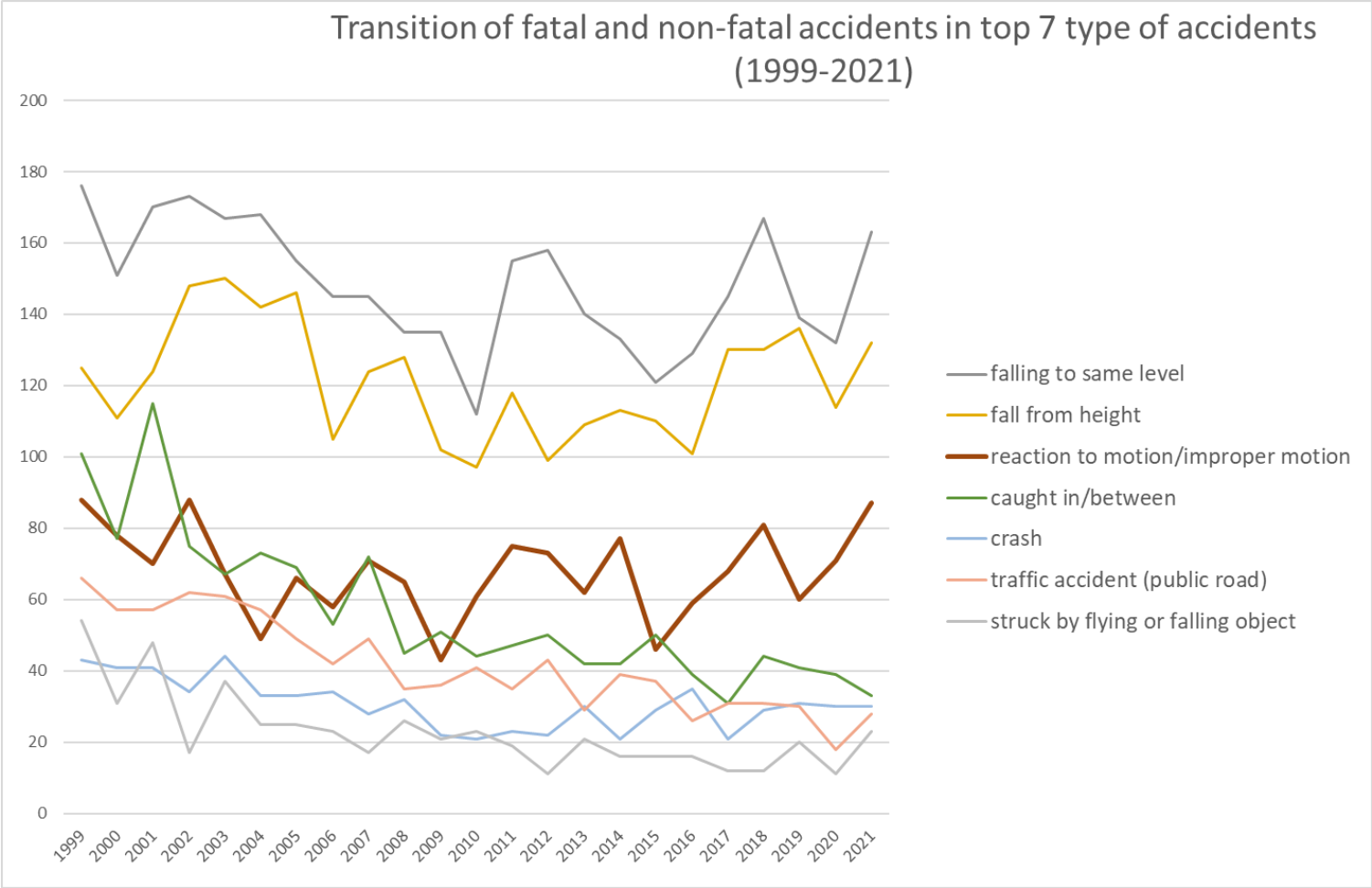

Transition of fatal and non-fatal accidents in type of accidents in code no. 080204 fuel retail (1999-2021)

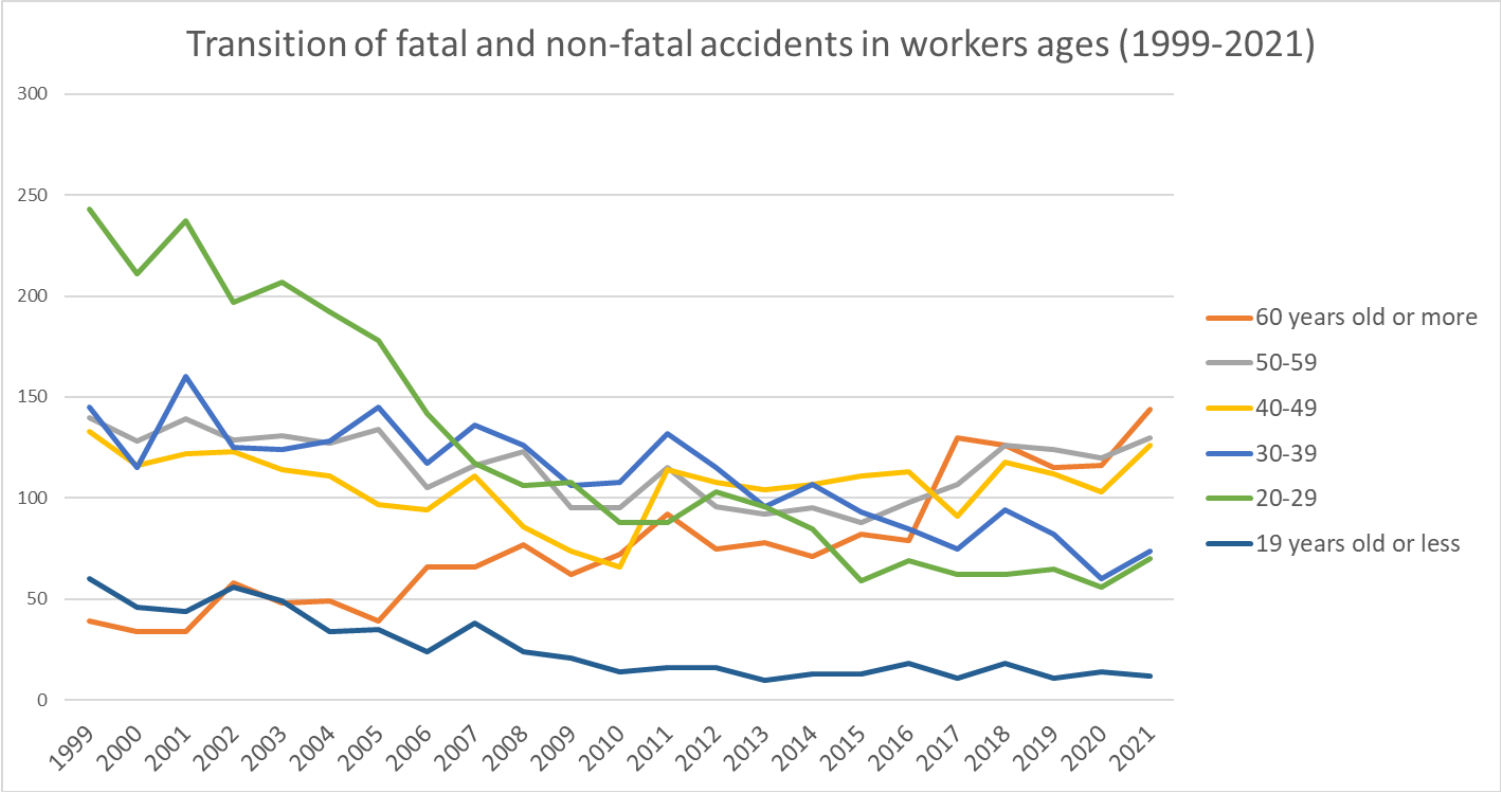

Transition of fatal and non-fatal accidents in workers ages in code no. 080204 fuel retail (1999-2021)

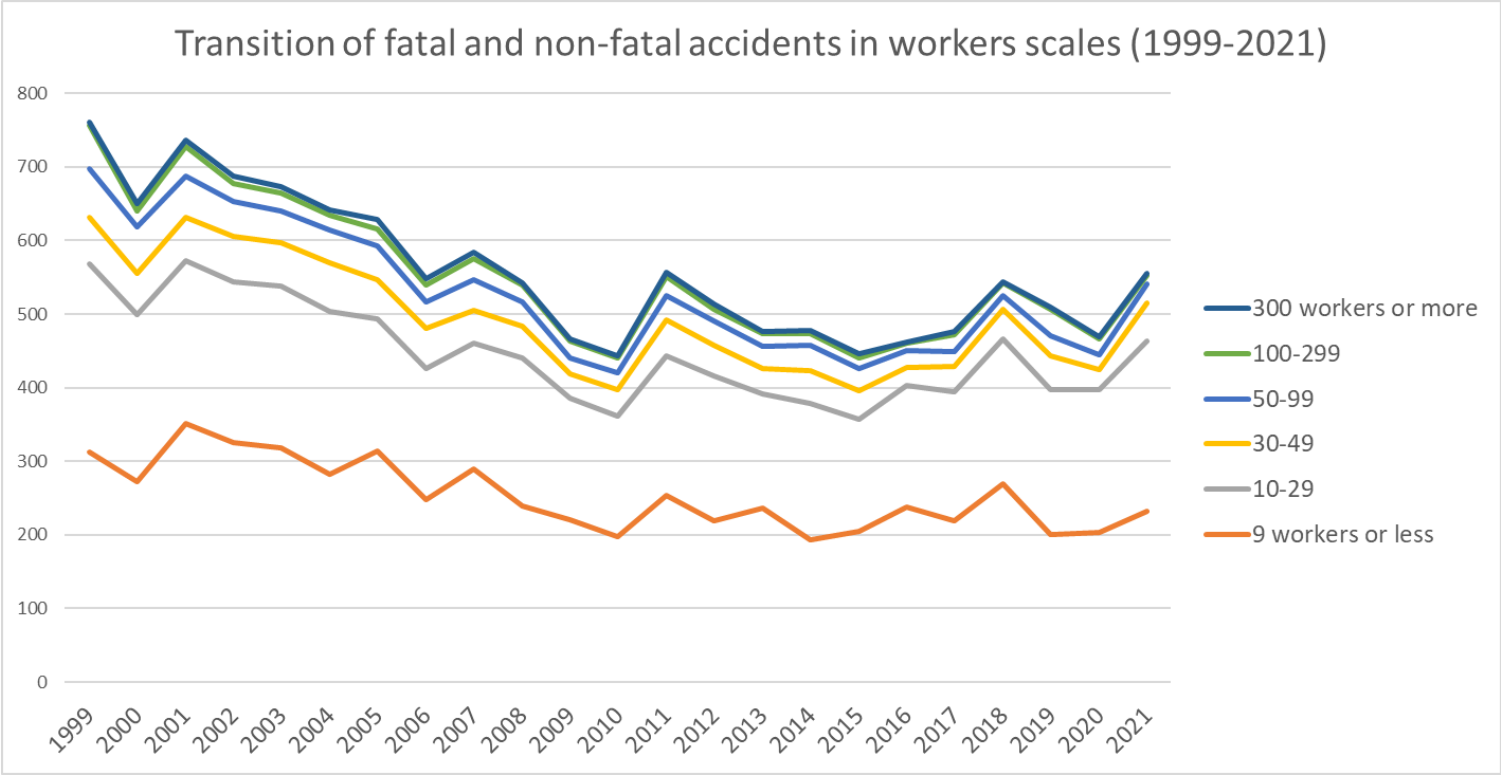

Transition of fatal and non-fatal accidents in workers scales in code no. 080204 fuel retail (1999-2021)

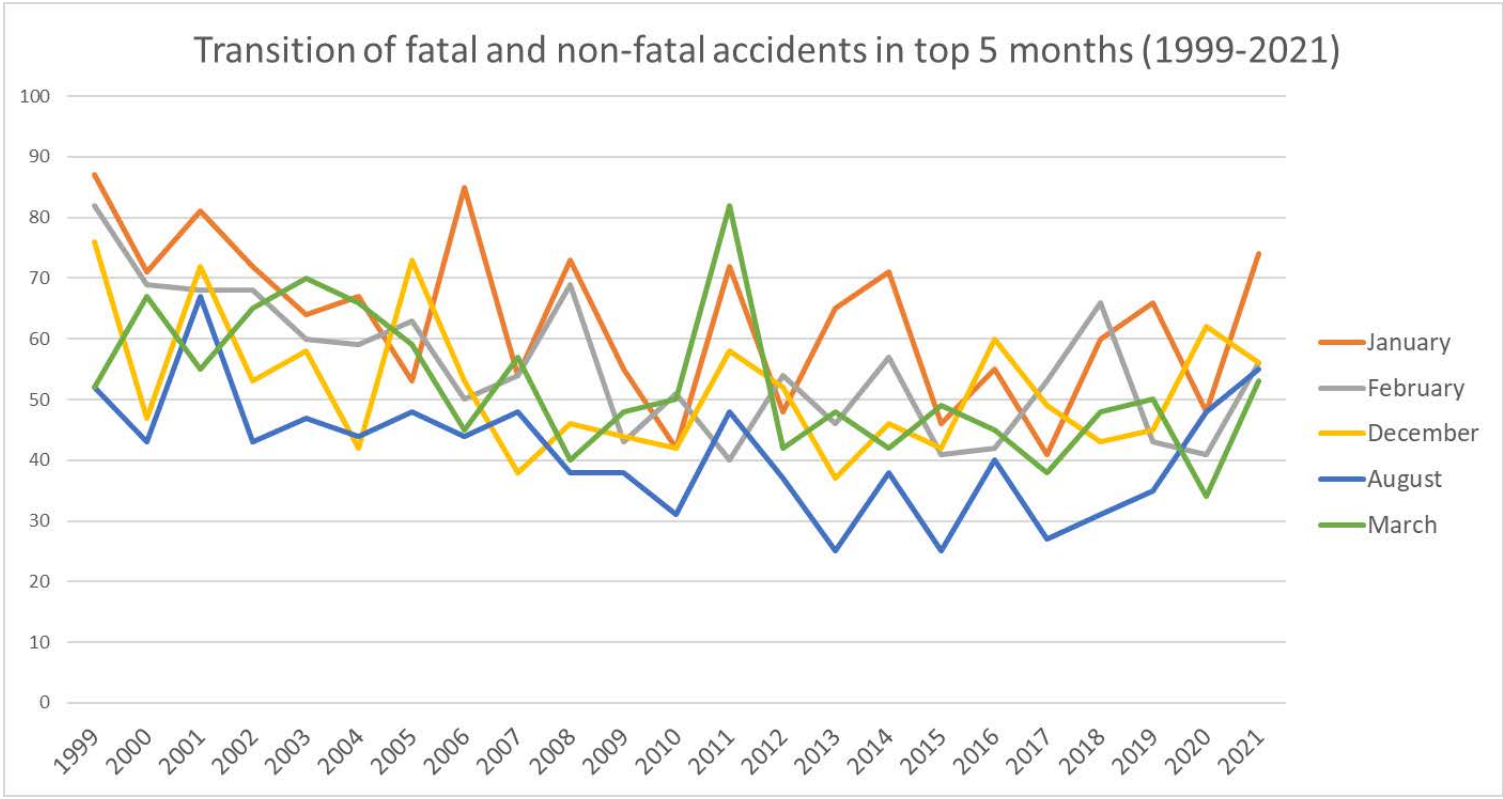

Transition of fatal and non-fatal accidents in months in code no. 080204 fuel retail (1999-2021)

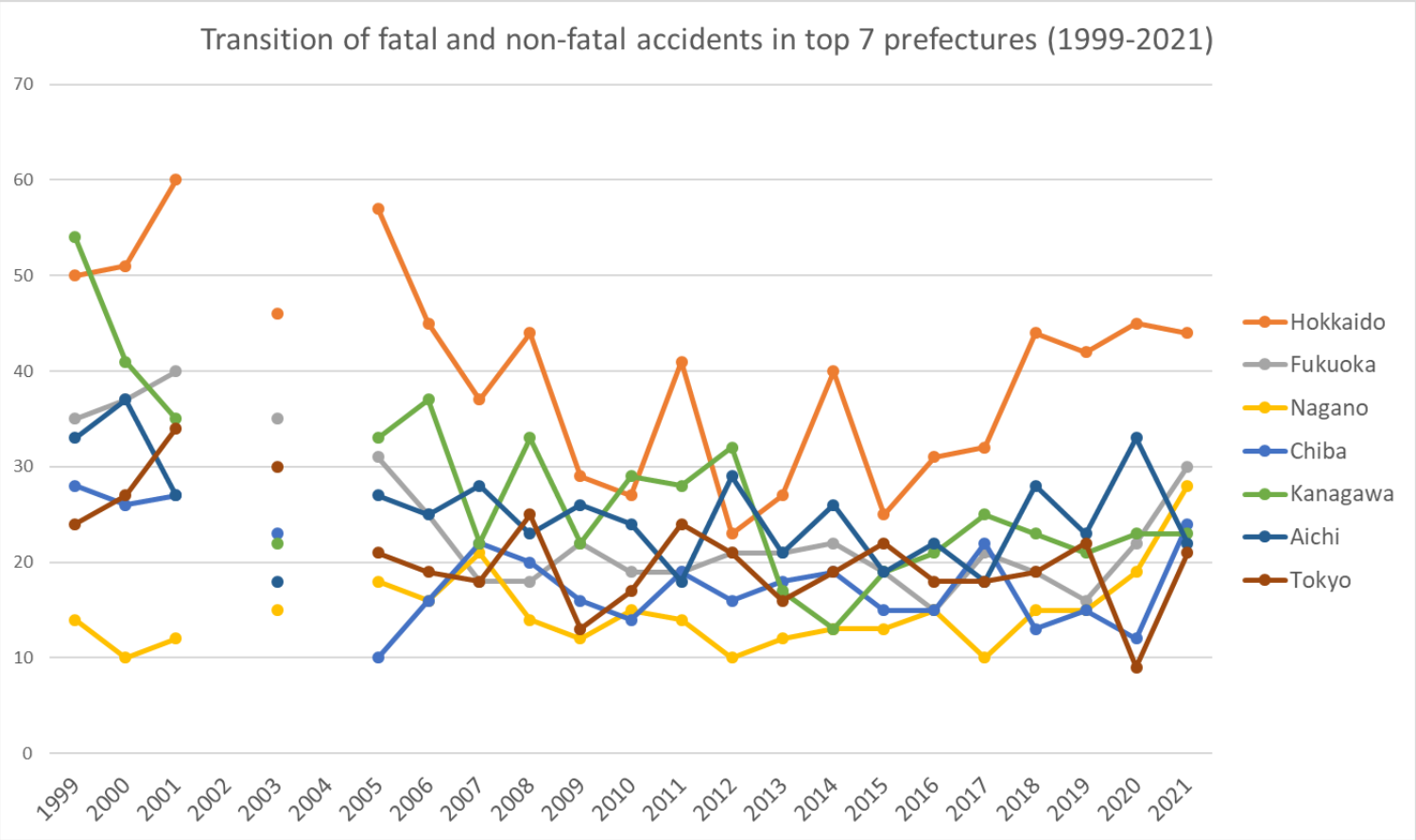

Transition of fatal and non-fatal accidents in prefectures in code no. 080204 fuel retail (1999-2021)

Transition of fatal and non-fatal accidents in large causal agents in code no. 080204 fuel retail (1999-2021)

code	Causal (L) agents	1999	2000	2001	2002	2003	2004	2005	2006	2007	2008	2009	2010	2011	2012	2013	2014	2015	2016	2017	2018	2019	2020	2021	total	Causal (L) agents
4	temporary buildings, establishments	196	174	194	206	211	195	181	172	167	154	157	141	188	169	156	129	147	145	156	196	183	157	176	3,950	temporary buildings, establishments
3	other equipment	108	112	118	108	99	110	97	96	103	114	80	72	86	83	93	98	88	94	89	97	106	90	124	2,265	other equipment

2	crane, conveying machine	250	180	197	195	188	187	178	137	151	128	131	117	117	127	103	109	119	105	102	108	116	95	104	3,244	crane, conveying machine
9	others	49	47	40	54	38	33	40	33	44	42	26	21	50	48	35	42	29	28	39	39	26	39	48	890	others
6	load	66	50	61	47	56	39	48	38	44	40	23	38	31	29	25	29	19	27	24	32	29	29	42	866	load
7	environment	25	21	35	20	23	18	25	27	20	25	17	17	50	23	33	35	21	27	32	43	26	28	26	617	environment
1	machine	35	37	50	30	26	28	28	22	36	22	23	20	18	19	23	21	16	25	21	15	17	15	20	567	machine
5	substance, material	31	29	41	28	32	31	31	23	19	17	9	17	17	15	8	15	7	11	13	14	6	16	16	446	substance, material
	total	760	650	736	688	673	641	628	548	584	542	466	443	557	513	476	478	446	462	476	544	509	469	556	12,845	total

Transition of fatal and non-fatal accidents in middle causal agents in code no. 080204 fuel retail (1999-2021)

code	Causal (M) agents	1999	2000	2001	2002	2003	2004	2005	2006	2007	2008	2009	2010	2011	2012	2013	2014	2015	2016	2017	2018	2019	2020	2021	total	Causal (M) agents
41	temporary buildings, establishments	196	174	194	206	211	195	181	172	167	154	157	141	188	169	156	129	147	145	156	196	183	157	176	3,950	temporary buildings, establishments
37	tools	43	49	53	61	47	59	54	52	48	69	55	47	53	49	53	50	52	65	57	64	64	64	80	1,288	tools
22	conveying machine	113	75	87	80	83	67	72	69	72	54	52	46	51	61	43	52	56	56	58	53	64	58	56	1,478	conveying machine
23	vehicle	132	99	100	108	101	110	97	63	72	67	72	70	64	62	56	55	57	46	41	50	47	34	44	1,647	vehicle
61	load	66	50	61	47	56	39	48	38	44	40	23	38	31	29	25	29	19	27	24	32	29	29	42	866	load
92	no causal agent	38	30	26	37	24	20	25	24	32	29	19	19	37	36	22	31	25	22	32	27	21	31	30	637	no causal agent
71	natural environment	25	21	35	20	23	18	25	27	20	25	17	17	50	23	33	35	21	27	32	43	26	28	26	617	natural

																										environment
39	other equipments, facilities	28	30	17	21	20	25	14	21	35	26	15	15	17	21	22	22	17	14	19	22	24	13	24	482	other equipments, facilities
91	other causal agent	11	14	12	10	14	10	13	7	8	12	5	1	10	10	11	10	4	6	7	10	4	7	18	214	other causal agent
52	materials	16	15	25	17	21	21	20	15	11	14	8	14	10	10	7	10	6	9	7	6	5	9	10	286	materials
36	human power machine, tools	20	20	32	18	23	18	21	14	9	11	6	4	12	6	10	16	12	6	6	6	12	11	9	302	human power machine, tools
31	pressure vessel	12	11	15	7	7	4	6	6	10	4	3	5	4	7	6	6	6	8	6	3	4	2	9	151	pressure vessel
14	construction machine	11	6	17	13	10	10	11	6	12	11	8	7	7	6	8	9	5	10	8	6	9	9	8	207	construction machine
16	general machine	14	16	19	8	9	6	12	10	16	6	9	9	6	9	7	5	7	8	6	5	3	6	7	203	general machine
51	hazards, harmful substances	15	14	16	11	11	10	11	8	8	3	1	3	7	5	1	5	1	2	6	8	1	7	6	160	hazards, harmful substances
21	crane	5	6	10	7	4	10	9	5	7	7	7	1	2	4	4	2	6	3	3	5	5	3	4	119	crane
15	metal manufacturing machine	3	6	5	5	2	5	3	3	2	2	4	2	2		3	2	3	3	4	2	3		2	66	metal manufacturing machine
13	woodworking machine	1	4	3	1	1	5	1		3	1	1		1	2	1	3			1	1	1		2	33	woodworking machine
35	electric equipment	2	2			1	1			1	1	1	1				2				2	2		1	17	electric equipment

33	welding equipment	1			1				2		2					1			1					1	9	welding equipment
11	engine	1		2						1					1				1	1				1	8	engine
12	power transmission mechanism	5	5	4	3	4	2	1	3	2	2	1	2	2	1	4	2	1	3	1	1	1			50	power transmission mechanism
99	unclassifiable		3	2	7		3	2	2	4	1	2	1	3	2	2	1				2	1	1		39	unclassifiable
32	chemical facilities			1			3	2	1							1	2	1		1					12	chemical facilities
34	kiln, caldron	2				1					1														4	kiln, caldron
17	mobile silviculture machine																									mobile silviculture machine
	total	760	650	736	688	673	641	628	548	584	542	466	443	557	513	476	478	446	462	476	544	509	469	556	12,845	total

Transition of fatal and non-fatal accidents in small causal agents in code no. 080204 fuel retail (1999-2021)

code	Causal (S) agents	1999	2000	2001	2002	2003	2004	2005	2006	2007	2008	2009	2010	2011	2012	2013	2014	2015	2016	2017	2018	2019	2020	2021	total	Causal (S) agents
417	passage			69		66		68	69	62	47	60	57	79	87	71	49	63	69	69	84	86	65	82	1,302	passage
371	ladder			37		39		42	36	38	50	36	37	41	31	40	39	38	46	42	54	51	51	61	809	ladder
221	truck			81		75		67	61	64	50	48	41	47	56	42	48	52	47	53	49	60	53	52	1,046	truck
231	cars, bus, motorcycle			98		95		93	61	68	66	69	67	63	60	53	51	55	45	39	47	44	33	42	1,149	cars, bus, motorcycle
611	load			55		53		43	34	41	38	20	34	28	24	24	27	17	26	22	31	23	28	36	604	load
418	building, establishment			44		43		30	30	38	28	40	29	37	28	22	32	28	30	23	49	29	32	32	624	building, establishment

921	no causal agent			26		24		25	24	32	29	19	19	37	36	22	31	25	22	32	27	21	31	30	512	no causal agent
391	other equipment, facilities			17		20		14	21	35	26	15	15	17	21	22	22	17	14	19	22	24	13	24	378	other equipment, facilities
416	working platform, boot board			42		39		30	29	27	28	24	20	28	21	25	16	13	16	21	20	25	16	20	460	working platform, boot board
719	other environments			23		14		15	22	12	19	14	12	19	16	23	31	13	23	28	34	18	19	19	374	other environments
419	other temporary buildings, establishments			16		29		19	16	15	22	12	13	19	13	11	12	21	14	10	13	17	20	19	311	other temporary buildings, establishments
379	other tools			16		8		12	16	10	19	18	10	11	18	13	11	12	18	15	10	13	13	19	262	other tools
413	stairs, landing stage			15		26		23	23	16	23	17	15	16	15	20	8	16	10	23	22	21	19	18	346	stairs, landing stage
911	other causal agent			12		14		13	7	8	12	5	1	10	10	11	10	4	6	7	10	4	7	18	169	other causal agent
319	other pressure vessels			13		7		6	6	10	3	3	5	4	6	6	5	6	7	5	3	4	2	9	110	other pressure vessels
169	other general power machines			19		9		12	10	15	6	9	9	6	9	5	5	6	7	6	4	3	5	7	152	other general power machines
142	excavating machine			8		3		6	3	6	4	4	3	5	4	5	6	4	4	3	5	6	7	7	93	excavating machine
715	high/cold temperature environment			4		3		2	3	2	3	2	3	3	4	4	2	3		1	6	4	4	7	60	high/cold temperature environment
612	machine/equipment as load			6		3		5	4	3	2	3	4	3	5	1	2	2	1	2	1	6	1	6	60	machine/equipment as load
364	hand tool			16		14		12	6	2	8	3	2	6		3	8	5	3	2	1	6	3	4	104	hand tool
521	metal material			10		10		10	6	3	7	4	5	3	3	2	5		6	4	3	3	5	4	93	metal material
529	other materials			12		7		9	6	8	7	4	7	4	2	4	3	5	3	2	3	1	2	4	93	other materials

414	opening			5		2		6	1	6	2	4	4	4	2	4	8	5	1	7	3	1	3	4	72	opening
519	other hazards, harmful substances			11		3		2	3	1	1			1	4		2			1	2	1	2	4	38	other hazards, harmful substances
362	human power hauling equipment			9		6		4	4	4	3	2	1	5	4	5	7	6	2	2	4	3	7	3	81	human power hauling equipment
229	other powered conveying machines			3		1		3	1	1	1			1	4		1	1	3	4	2	1	2	3	32	other powered conveying machines
239	other vehicles			2		6		4	2	4	1	3	3	1	2	3	4	2	1	2	3	3	1	2	49	other vehicles
512	inflammable substance			2		3		4	4	5	1		2	3			1	1		3	3		2	2	36	inflammable substance
159	other metal manufacturing machines			4		1		1	1	2		2	2			2		2	2	3	2	2		2	28	other metal manufacturing machines
214	elevator, lift			8		3		6	3	5	6	6			1	4	1	5	2	1	3		1	1	56	elevator, lift
141	leveling, transporting or loading machine			6		4		2	3	5	5	1	3	2	2	2	2	1	5	3	1	3	2	1	53	leveling, transporting or loading machine
415	roof, beam, haze, crossbeam, principal rafter			2		4		3	2	2	3		3	5	3	3	3		4	3	4	3	1	1	49	roof, beam, haze, crossbeam, principal rafter
222	forklift			3		5		1	4	5	1	2	5	1	1	1	2	2	4		1	1	1	1	41	forklift
361	human power cranes			4		2		4	4	2				1	2	1	1		1	1		1	1	1	26	human power cranes
523	stone, sand, substance			1		3		1	2						2	1	2	1		1		1	2	1	18	stone, sand, substance

219	other powered crane							2	2	1	1	1	1	1	1			1		1		1	2	1	16	other powered crane
363	human power machine			3		1		1		1		1	1			1		1		1	1	2		1	15	human power machine
131	circular sawing machine			1		1		1		2	1	1		1	2	1						1		1	13	circular sawing machine
522	lumber, bamboo			2		1			1				2	3	3									1	13	lumber, bamboo
212	mobile crane			1				1		1				1	2						1	2		1	10	mobile crane
359	other electrical equipment					1				1	1	1					2				2	1		1	10	other electrical equipment
111	engine			2						1					1				1	1				1	7	engine
136	chain saw			2						1							1							1	5	chain saw
331	gas welding equipment								2										1					1	4	gas welding equipment
215	cargo lifting appliance																			1		1		1	3	cargo lifting appliance
711	natural ground, rock			7		4		6	1	3	1	1	1	2	2	5	1	4	2	2	2	2	2		48	natural ground, rock
713	water			1		2		2		2	1			26						1		1	1		37	water
121	power transmission mechanism			4		4		1	3	2	2	1	2	2	1	4	2	1	3	1	1	1			35	power transmission mechanism
999	unclassifiable			2				2	2	4	1	2	1	3	2	2	1				2	1	1		26	unclassifiable
513	inflammable gas			2		4		5		2	1	1		1	1		2		1	1	3		1		25	inflammable gas
153	grinding machine, buffing machine			1		1		2	2		2	2		2		1	1		1	1		1			17	grinding machine, buffing machine

224	conveyor					1		1	1	2	1	2		2			1	1		1	1	2	1		17	conveyor
411	scaffolding			1		2		2	2	1	1						1	1	1		1	1	1		15	scaffolding
712	standing tree								1	1	1		1				1	1	2		1	1	2		12	standing tree
149	other construction machines			1		1		1		1	1	2				1	1		1						10	other construction machines
514	harmful substance			1					1				1	2		1			1	1			2		10	harmful substance
321	chemical facilities			1				2	1							1	2	1		1					9	chemical facilities
312	pressure vessel			2							1				1		1		1	1					7	pressure vessel
211	crane			1		1											1		1		1	1			6	crane
145	demolition machine			1		2		1												1					5	demolition machine
372	slinging tool											1		1				2	1						5	slinging tool
139	other woodworking machines																2			1	1				4	other woodworking machines
165	food manufacturing machine															1		1	1				1		4	food manufacturing machine
225	loader					1			1										1				1		4	loader
143	foundation work machine							1					1							1					3	foundation work machine
144	hardening machine			1							1	1													3	hardening machine
151	lathe																1	1							2	lathe
227	rough terrain hauler										1								1						2	rough terrain hauler
339	other welding equipment										2														2	other welding equipment
341	kiln, caldron					1					1														2	kiln, caldron

352	electric power facilities												1									1			2	electric power facilities
714	abnormal environment														1	1									2	abnormal environment
161	centrifugal machine																				1				1	centrifugal machine
162	mixer, grinder															1									1	mixer, grinder
163	roll machine (except printingroll machine)									1															1	roll machine (except printingroll machine)
226	straddle carrier								1																1	straddle carrier
332	arc welding equipment															1									1	arc welding equipment
511	explosive substance					1																			1	explosive substance
132	band sawing machine																									band sawing machine
133	wood planer machine																									wood planer machine
134	hollow chisel mortiser, wood borer																									hollow chisel mortiser, wood borer
135	chamfering machine, router, woodworking milling machine																									chamfering machine, router, woodworking milling machine
146	vehicle for high lift work																									vehicle for high lift work

152	drill press, milling machine																									drill press, milling machine
154	power press																									power press
155	forging pressure hammer																									forging pressure hammer
156	shearing machine																									shearing machine
164	injection molding machine																									injection molding machine
166	printing machine																									printing machine
167	industrial robot																									industrial robot
171	felling machine																									felling machine
172	mobile logging machine																									mobile logging machine
173	skyline yarding machine																									skyline yarding machine
179	other mobile silviculture machine																									other mobile silviculture machine
213	derrick crane																									derrick crane
216	gondola																									gondola
217	lumberyard equipment, logging cableway																									lumberyard equipment, logging cableway
218	simple skyline yarding equipment																									simple skyline yarding equipment

223	railway equipment																									railway equipment
232	railway vehicle																									railway vehicle
311	boiler																									boiler
342	industrial dryer																									industrial dryer
349	other kiln, caldron																									other kiln, caldron
351	transmission																									transmission
412	timbering																									timbering
515	radiation																									radiation
	total			736		673		628	548	584	542	466	443	557	513	476	478	446	462	476	544	509	469	556	10,106	total

Transition of fatal and non-fatal accidents in type of accidents in code no. 080204 fuel retail (1999-2021)

code	Type of accidents	1999	2000	2001	2002	2003	2004	2005	2006	2007	2008	2009	2010	2011	2012	2013	2014	2015	2016	2017	2018	2019	2020	2021	total	Type of accidents
02	falling to same level	176	151	170	173	167	168	155	145	145	135	135	112	155	158	140	133	121	129	145	167	139	132	163	3,414	falling to same level
01	fall from height	125	111	124	148	150	142	146	105	124	128	102	97	118	99	109	113	110	101	130	130	136	114	132	2,794	fall from height
19	reaction to motion/improper motion	88	78	70	88	67	49	66	58	71	65	43	61	75	73	62	77	46	59	68	81	60	71	87	1,563	reaction to motion/improper motion
07	caught in/between	101	77	115	75	67	73	69	53	72	45	51	44	47	50	42	42	50	39	31	44	41	39	33	1,300	caught in/between
03	crash	43	41	41	34	44	33	33	34	28	32	22	21	23	22	30	21	29	35	21	29	31	30	30	707	crash
17	traffic accident (public road)	66	57	57	62	61	57	49	42	49	35	36	41	35	43	29	39	37	26	31	31	30	18	28	959	traffic accident (public road)
04	struck by flying or falling object	54	31	48	17	37	25	25	23	17	26	21	23	19	11	21	16	16	16	12	12	20	11	23	524	struck by flying or falling object

06	crashed by	31	31	25	20	26	32	27	28	28	26	17	18	23	19	16	12	10	19	13	15	18	11	17	482	crashed by
90	others	3	7	12	3	7	4	5	7	5	9	3	2	12	2	3	1	6	2	3	3	3	5	16	123	others
11	contact to high/low-temperature	24	16	21	25	15	13	14	9	10	9	10	5	3	14	4	8	7	4	7	13	8	10	11	260	contact to high/low-temperature
08	cut	21	17	19	11	16	14	13	18	8	10	7	4	10	7	4	7	6	12	6	2	12	8	5	237	cut
05	collapse	8	10	18	10	9	9	12	14	12	5	8	6	6	4	6	3	4	10	2	7	6	7	4	180	collapse
12	contact to harmful substance	3	6	4	2		4	3	2	2	1		1	4	2		1		1	1	3		2	2	44	contact to harmful substance
16	fire	1	2		2	1	3	1	2	4	2		2	2		2	1		1	1	2			2	31	fire
15	burst	6	8	6	7	3	9	5	4	7	8	3	3	2	5	5	2	1	5	2		2	5	1	99	burst
18	traffic accident (others)	4		1	3	1		1	1		1	3		1	2		1	1	2	1	1	1	3	1	29	traffic accident (others)
09	injury to the sole of the foot	3	2	1	2	1	3		1			1	1	1		1		1		1	2			1	22	injury to the sole of the foot
99	unclassifiable	2	3	3	4	1	3	1	2	2	4	3	1	2	1	1				1	2	2	2		40	unclassifiable
10	drown											1		18									1		20	drown
14	explosion	1	2	1	2			3			1				1		1								12	explosion
13	electric shock												1	1		1		1	1						5	electric shock
	total	760	650	736	688	673	641	628	548	584	542	466	443	557	513	476	478	446	462	476	544	509	469	556	12,845	total

Transition of fatal and non-fatal accidents in workers ages in code no. 080204 fuel retail (1999-2021)

code	Age	1999	2000	2001	2002	2003	2004	2005	2006	2007	2008	2009	2010	2011	2012	2013	2014	2015	2016	2017	2018	2019	2020	2021	total	Age

6	60 years old or more	39	34	34	58	48	49	39	66	66	77	62	72	92	75	78	71	82	79	130	126	115	116	144	1,752	60 years old or more
5	50-59	140	128	139	129	131	127	134	105	116	123	95	95	115	96	92	95	88	98	107	126	124	120	130	2,653	50-59
4	40-49	133	116	122	123	114	111	97	94	111	86	74	66	114	108	104	107	111	113	91	118	112	103	126	2,454	40-49
3	30-39	145	115	160	125	124	128	145	117	136	126	106	108	132	115	96	107	93	85	75	94	82	60	74	2,548	30-39
2	20-29	243	211	237	197	207	192	178	142	117	106	108	88	88	103	96	85	59	69	62	62	65	56	70	2,841	20-29
1	19 years old or less	60	46	44	56	49	34	35	24	38	24	21	14	16	16	10	13	13	18	11	18	11	14	12	597	19 years old or less
	total	760	650	736	688	673	641	628	548	584	542	466	443	557	513	476	478	446	462	476	544	509	469	556	12,845	total

Transition of fatal and non-fatal accidents in workers scales in code no. 080204 fuel retail (1999-2021)

code	Workers scale	1999	2000	2001	2002	2003	2004	2005	2006	2007	2008	2009	2010	2011	2012	2013	2014	2015	2016	2017	2018	2019	2020	2021	total	Workers scale
1	9 workers or less	313	272	352	326	319	283	314	248	290	240	221	197	253	219	236	194	205	238	219	269	200	204	232	5,844	9 workers or less
2	10-29	255	227	221	218	219	221	179	178	170	200	165	164	190	197	155	185	152	165	175	197	198	194	231	4,456	10-29
3	30-49	63	57	58	62	59	66	54	55	45	43	33	36	49	41	35	44	39	24	35	40	45	27	52	1,062	30-49
4	50-99	66	62	56	47	43	44	46	35	42	34	21	24	33	33	30	35	30	24	20	19	28	20	26	818	50-99
5	100-299	60	22	41	25	24	20	23	24	28	22	23	20	26	17	18	16	14	9	23	17	35	21	11	539	100-299
6	300 workers or more	3	10	8	10	9	7	12	8	9	3	3	2	6	6	2	4	6	2	4	2	3	3	4	126	300 workers or more
	total	760	650	736	688	673	641	628	548	584	542	466	443	557	513	476	478	446	462	476	544	509	469	556	12,845	total

Transition of fatal and non-fatal accidents in months in code no. 080204 fuel retail (1999-2021)

code	Month	1999	2000	2001	2002	2003	2004	2005	2006	2007	2008	2009	2010	2011	2012	2013	2014	2015	2016	2017	2018	2019	2020	2021	total	Month
1	January	87	71	81	72	64	67	53	85	54	73	55	42	72	48	65	71	46	55	41	60	66	48	74	1,450	January
2	February	82	69	68	68	60	59	63	50	54	69	43	51	40	54	46	57	41	42	53	66	43	41	56	1,275	February

12	December	76	47	72	53	58	42	73	53	38	46	44	42	58	52	37	46	42	60	49	43	45	62	56	1,194	December
8	August	52	43	67	43	47	44	48	44	48	38	38	31	48	37	25	38	25	40	27	31	35	48	55	952	August
3	March	52	67	55	65	70	66	59	45	57	40	48	50	82	42	48	42	49	45	38	48	50	34	53	1,205	March
7	July	66	46	58	55	63	41	43	33	51	50	41	33	45	43	42	29	32	31	39	38	40	26	48	993	July
10	October	52	47	59	50	57	56	46	31	51	37	41	43	30	33	43	29	36	31	49	47	37	27	48	980	October
6	June	59	49	52	54	45	56	50	33	54	25	38	39	35	34	32	38	36	30	29	44	29	35	47	943	June
5	May	62	54	74	61	59	45	39	46	50	39	37	21	31	36	22	33	33	27	37	41	30	30	34	941	May
11	November	47	64	62	63	54	47	43	47	40	41	26	35	38	50	47	42	30	41	45	34	44	39	33	1,012	November
4	April	74	42	48	58	55	55	56	42	55	43	31	32	42	47	37	27	40	34	35	43	39	41	27	1,003	April
9	September	51	51	40	46	41	63	55	39	32	41	24	24	36	37	32	26	36	26	34	49	51	38	25	897	September
	total	760	650	736	688	673	641	628	548	584	542	466	443	557	513	476	478	446	462	476	544	509	469	556	12,845	total

Transition of fatal and non-fatal accidents in prefectures in code no. 080204 fuel retail (1999-2021)

code	Prefecture	1999	2000	2001	2002	2003	2004	2005	2006	2007	2008	2009	2010	2011	2012	2013	2014	2015	2016	2017	2018	2019	2020	2021	total	Prefecture
1	Hokkaido	50	51	60		46		57	45	37	44	29	27	41	23	27	40	25	31	32	44	42	45	44	840	Hokkaido
40	Fukuoka	35	37	40		35		31	25	18	18	22	19	19	21	21	22	19	15	21	19	16	22	30	505	Fukuoka
20	Nagano	14	10	12		15		18	16	21	14	12	15	14	10	12	13	13	15	10	15	15	19	28	311	Nagano
12	Chiba	28	26	27		23		10	16	22	20	16	14	19	16	18	19	15	15	22	13	15	12	24	390	Chiba
14	Kanagawa	54	41	35		22		33	37	22	33	22	29	28	32	17	13	19	21	25	23	21	23	23	573	Kanagawa
23	Aichi	33	37	27		18		27	25	28	23	26	24	18	29	21	26	19	22	18	28	23	33	22	527	Aichi
13	Tokyo	24	27	34		30		21	19	18	25	13	17	24	21	16	19	22	18	18	19	22	9	21	437	Tokyo
22	Shizuoka	20	17	10		20		18	11	26	18	13	8	16	16	18	16	12	19	13	26	22	18	18	355	Shizuoka
11	Saitama	16	11	26		27		14	15	14	11	9	16	14	18	18	23	21	17	11	19	20	10	18	348	Saitama
9	Tochigi	16	13	9		8		18	8	11	10	3	6	11	11	5	10	9	5	9	12	16	12	17	219	Tochigi

27	Osaka	30	18	32		19		23	15	24	20	8	17	8	11	7	17	10	13	10	20	12	12	16	342	Osaka
34	Hiroshima	30	21	30		24		24	10	22	11	20	10	20	15	17	10	11	8	17	20	20	11	14	365	Hiroshima
7	Fukushima	13	15	13		16		11	12	11	17	12	18	13	15	15	8	7	16	14	10	16	19	14	285	Fukushima
15	Niigata	15	12	13		11		14	11	22	14	14	12	18	9	13	11	15	10	17	15	14	6	14	280	Niigata
3	Iwate	16	14	12		13		11	11	12	10	12	6	18	8	14	9	6	15	13	8	12	5	14	239	Iwate
10	Gunma	15	8	11		19		14	10	9	14	13	8	9	8	8	10	10	8	7	12	9	12	14	228	Gunma
4	Miyagi	21	13	11		19		14	15	16	16	14	16	33	25	13	12	17	19	10	15	15	18	13	345	Miyagi
21	Gifu	18	10	22		15		18	16	12	13	7	12	12	9	9	15	9	9	14	12	10	10	13	265	Gifu
6	Yamagata	16	10	13		10		10	14	13	15	9	11	13	12	8	8	13	7	7	16	8	12	13	238	Yamagata
46	Kagoshima	10	9	11		18		18	13	10	15	12	11	12	9	15	15	10	5	10	14	4	6	12	239	Kagoshima
24	Mie	20	17	20		12		9	14	18	9	8	6	13	12	7	7	8	7	10	5	6	10	11	229	Mie
38	Ehime	10	12	9		21		11	6	9	9	9	6	11	8	11	7	5	5	7	11	9	7	11	194	Ehime
35	Yamaguchi	14	7	19		15		11	15	3	4	8	5	7	5	7	2	8	8	5	12	6	7	11	179	Yamaguchi
28	Hyogo	19	31	37		35		21	21	26	18	9	16	17	16	10	14	15	10	15	16	14	4	10	374	Hyogo
33	Okayama	15	12	12		7		11	14	8	11	7	10	14	6	17	7	10	8	7	15	9	11	10	221	Okayama
44	Oita	13	12	8		9		7	9	14	8	2	8	4	7	4	7	6	5	7	6	7	5	10	158	Oita
26	Kyoto	11	13	14		7		9	8	3	9	8	14	12	11	8	6	13	6	7	8	7	6	9	189	Kyoto
17	Ishikawa	12	1	2		6		6	7	7	8	9	6	4		8	9	8	3	8	7	9	6	9	135	Ishikawa
42	Nagasaki	7	8	10		12		8	5	6	6	5	3	5	6	8	6	3	3	1	10	3	11	9	135	Nagasaki
32	Shimane	8	7	12		7		4	2	6	1	3	3	5	4	10	3	4		7	6	5	9	8	114	Shimane
8	Ibaraki	28	17	7		20		15	12	15	11	13	10	11	13	9	12	16	13	14	12	9	11	7	275	Ibaraki
5	Akita	13	13	13		6		9	14	8	3	10	9	11	14	7	9	6	9	6	11	10	7	7	195	Akita
41	Saga	13	6	6		8		5	4	11	8	5	5	7	8	5	2	6	8	10	4	10	7	7	145	Saga
2	Aomori	17	9	13		12		14	13	14	4	8	7	16	16	15	14	7	16	18	8	12	7	6	246	Aomori

45	Miyazaki	8	9	8		10		6	6	10	5	10	4	3	4	3	6	8	8	9	6	7	3	6	139	Miyazaki
43	Kumamoto	12	8	12		8		12	5	5	6	7	6	10	2	4	5	3	13	11	6	3	7	5	150	Kumamoto
30	Wakayama	9	6	9		11		8	6	8	7	8		6	3	2	7	2	3	3	5	3	1	5	112	Wakayama
47	Okinawa	3	6	5		6		6	8	8	9	6	3	1	6	11	7		5	3	5	5	3	5	111	Okinawa
36	Tokushima	5	3	3		3		5	1	5	4	1		2	5	3	2	3	2		4	2	1	5	59	Tokushima
37	Kagawa	13	12	10		13		9	4	5	8	10	6	11	8	8	4	5	6	3	2	3	4	4	148	Kagawa
16	Toyama	6	11	10		5		5	6	1	7	10	3	6	9	10	2	6	4	3	2	8	8	4	126	Toyama
29	Nara	8	7	5		4		8	2	5	7	3	3	1	7	3	2	1	6	4	5	3	4	3	91	Nara
39	Kochi	8	8	7		11		6	5	3	3	3	2	4	3	1	2	2	6	3	3	4	2	3	89	Kochi
19	Yamanashi	1	1	4		2		3	3	6	4	2	1	3	3	1	3	2	5	7	6	8	2	3	70	Yamanashi
25	Shiga	3	7	12		6		8	8	6	4	8	5	5	8	5	8	7	6	2	3	2	4	2	119	Shiga
18	Fukui	3	3	14		5		3	5	2	4	7	3	6	8	1	4	4	6	3	5	6	4	2	98	Fukui
31	Tottori	7	4	7		4		5	1	4	4	1	3	2	3	6	5	6	3	5	1	7	4	2	84	Tottori
	total	760	650	736		673		628	548	584	542	466	443	557	513	476	478	446	462	476	544	509	469	556	11,516	total

Data source : https://anzeninfo.mhlw.go.jp/user/anzen/tok/anst00.htm

Return to https://www.jisha.or.jp/english/statistics/202211_23.html