Transition of fatal and non-fatal accidents in each element like as causal agents, type of accidents, etc. in code no. 090209 other advertisement and mediator (1999-2021)

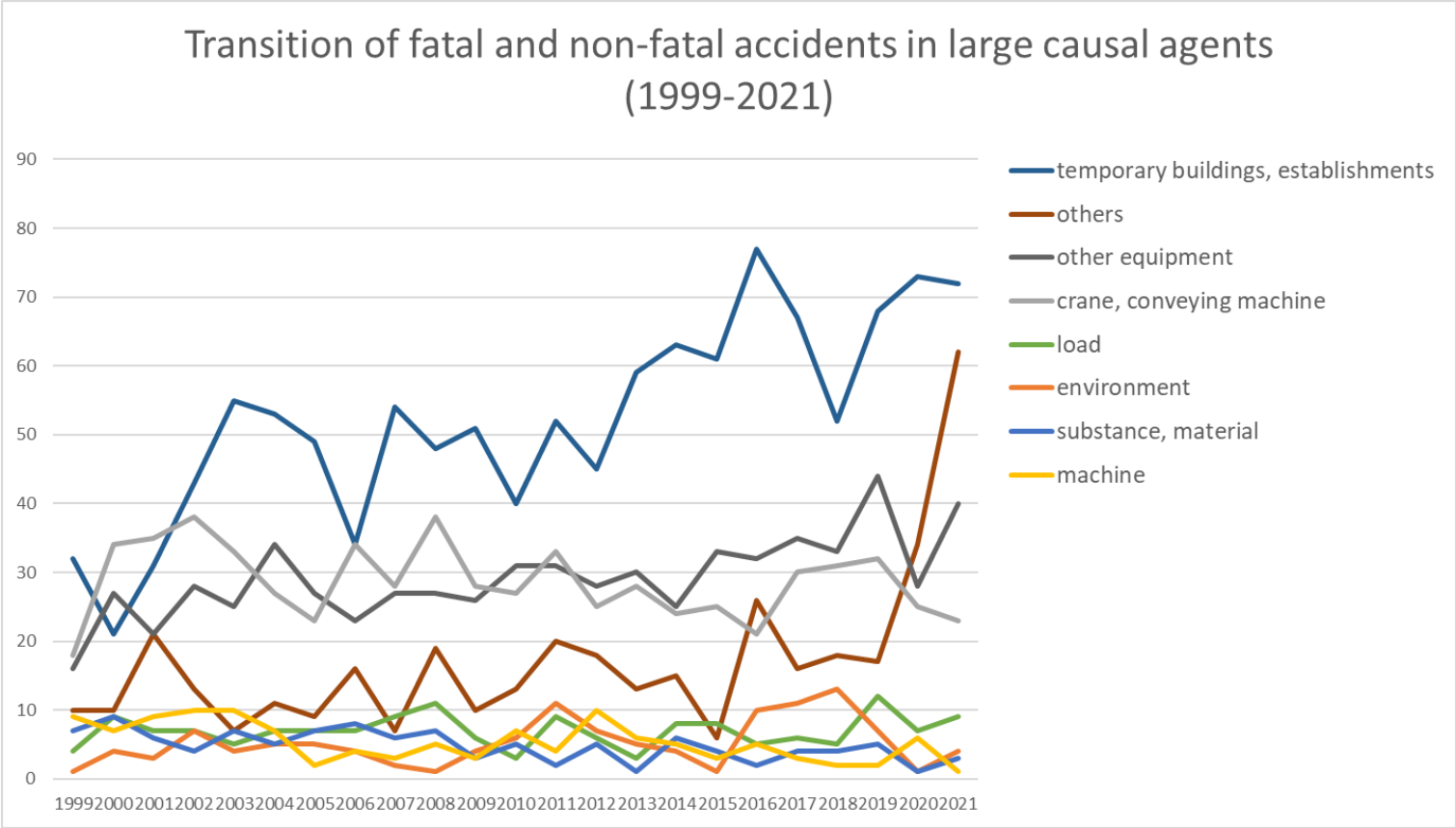

Transition of fatal and non-fatal accidents in large causal agents in code no. 090209 other advertisement and mediator (1999-2021)

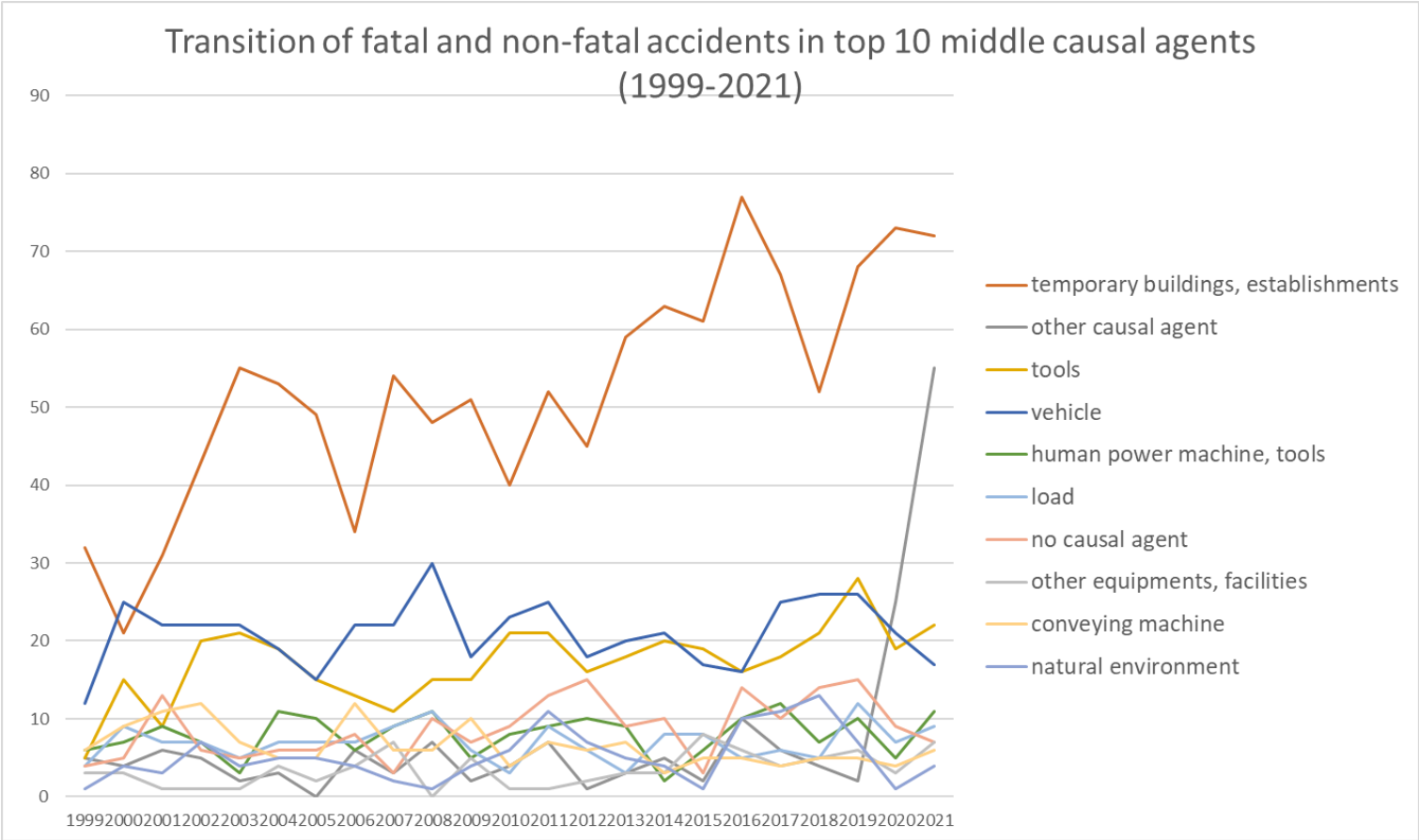

Transition of fatal and non-fatal accidents in middle causal agents in code no. 090209 other advertisement and mediator (1999-2021)

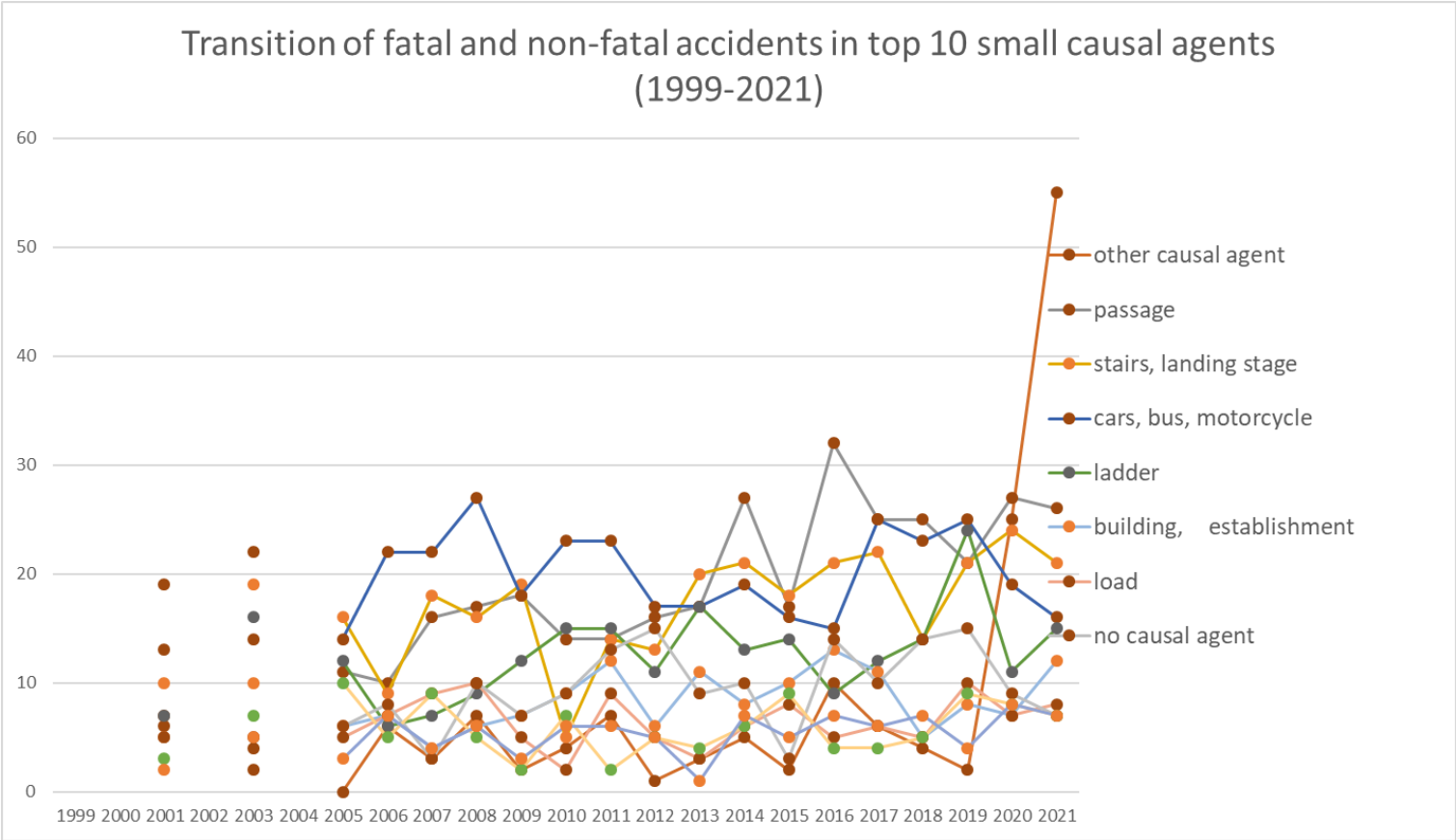

Transition of fatal and non-fatal accidents in small causal agents in code no. 090209 other advertisement and mediator (1999-2021)

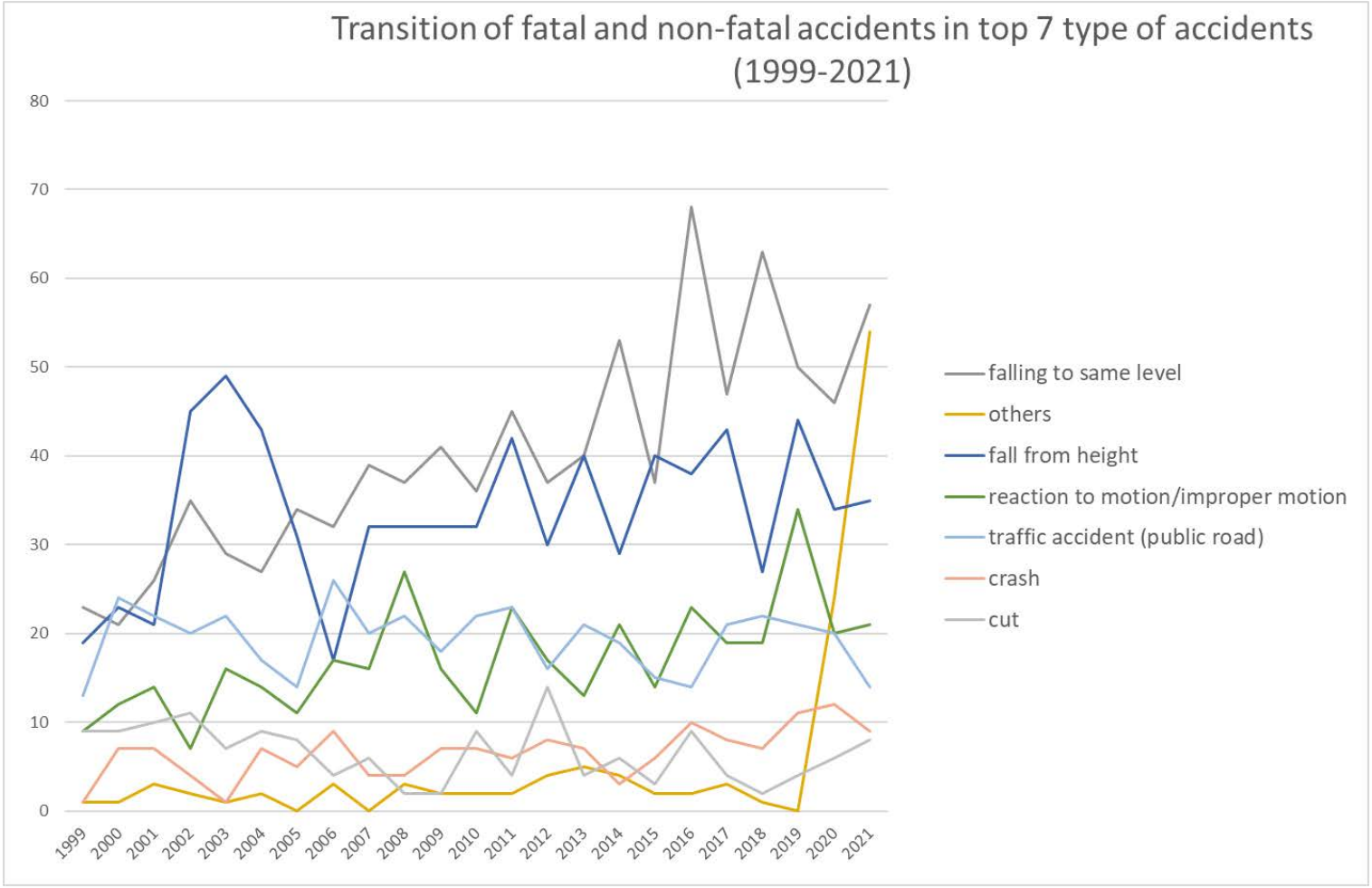

Transition of fatal and non-fatal accidents in type of accidents in code no. 090209 other advertisement and mediator (1999-2021)

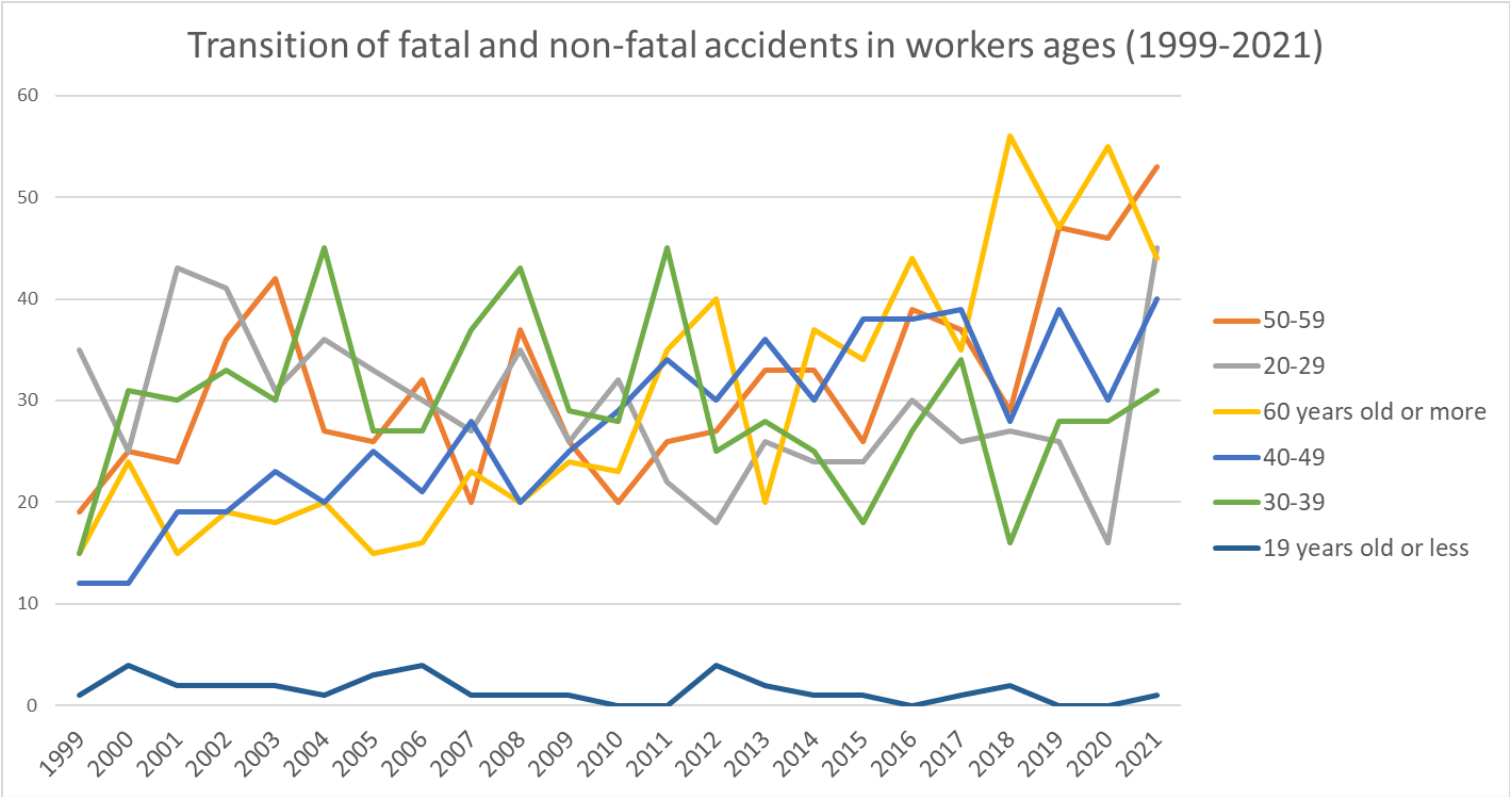

Transition of fatal and non-fatal accidents in workers ages in code no. 090209 other advertisement and mediator (1999-2021)

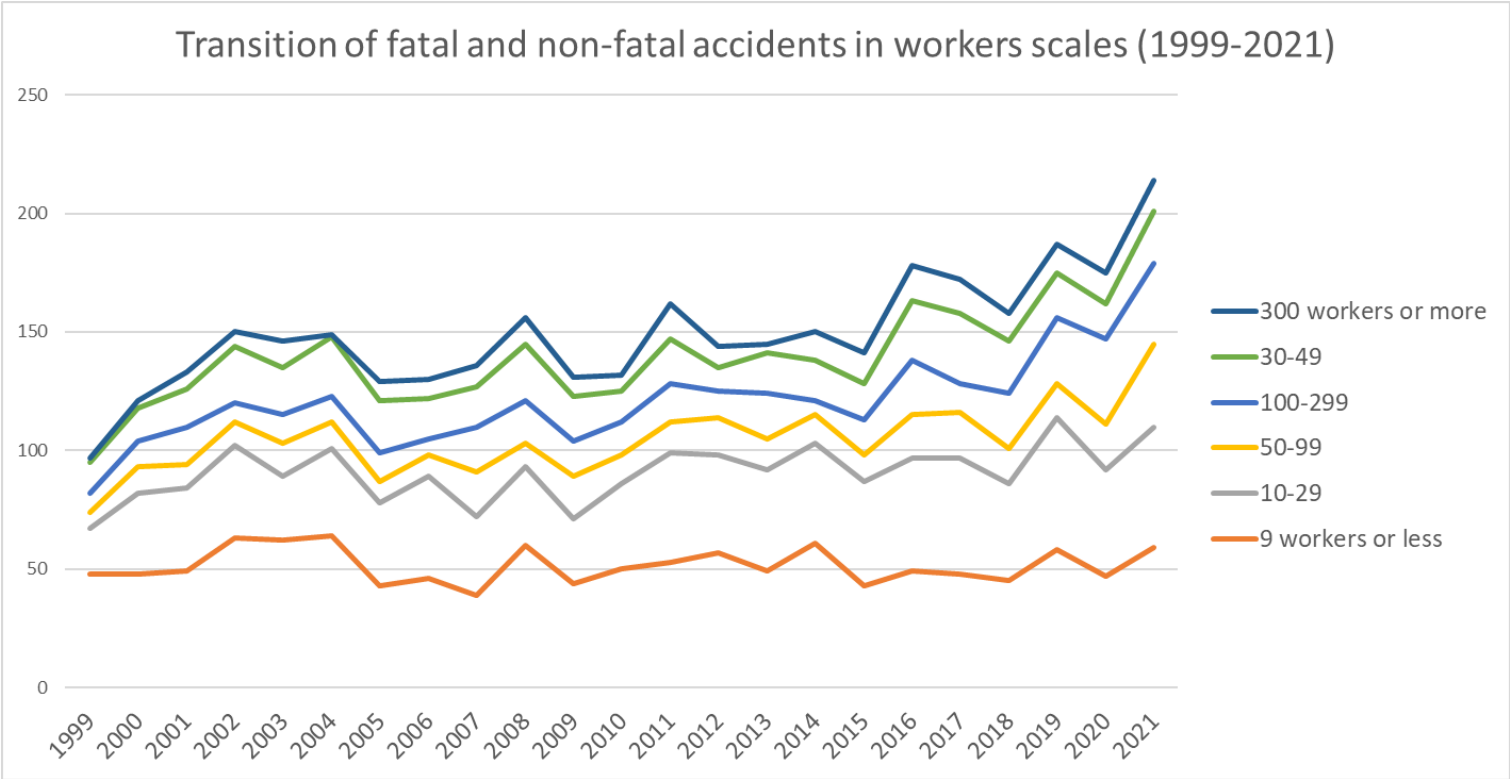

Transition of fatal and non-fatal accidents in workers scales in code no. 090209 other advertisement and mediator (1999-2021)

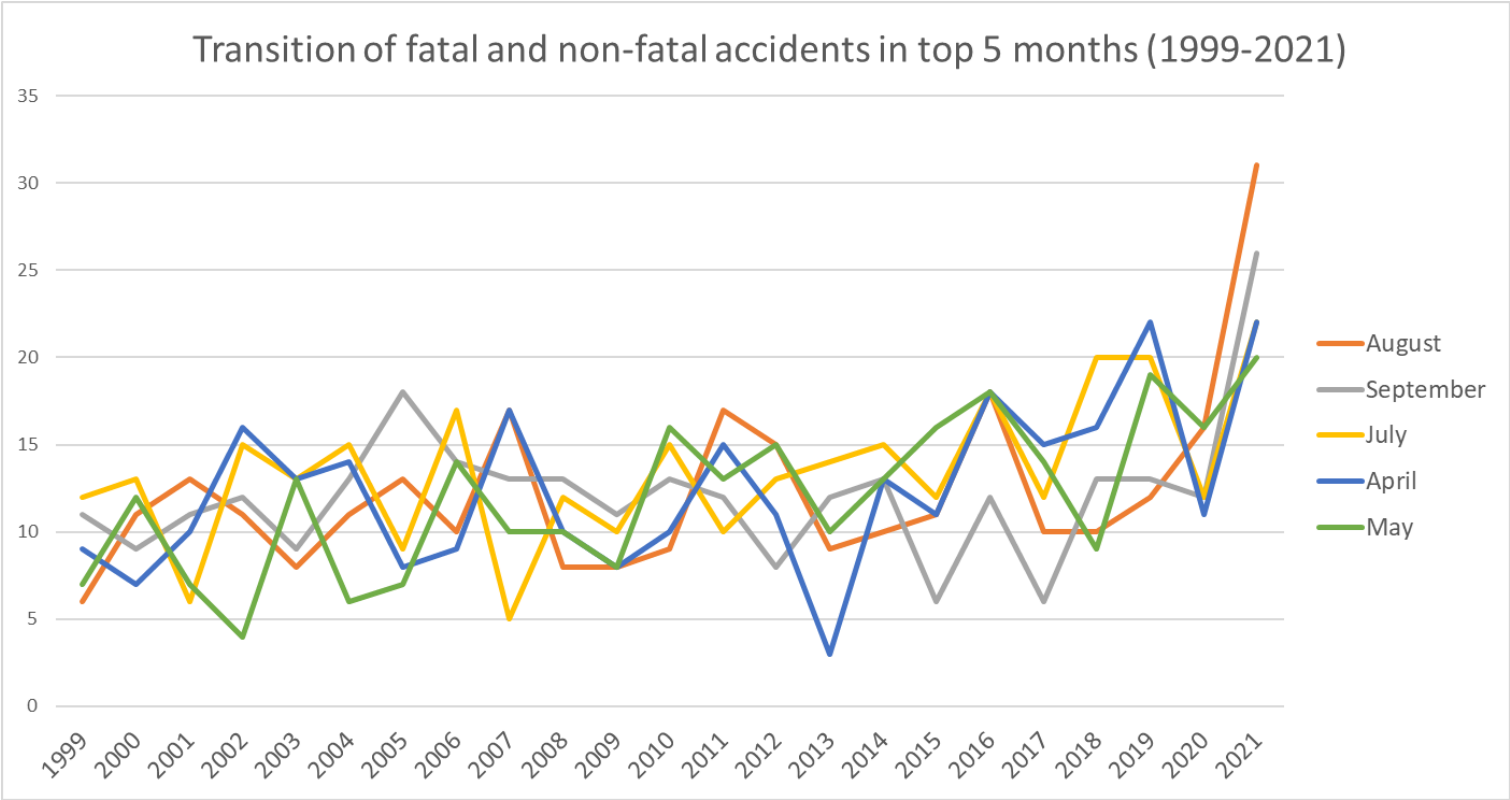

Transition of fatal and non-fatal accidents in months in code no. 090209 other advertisement and mediator (1999-2021)

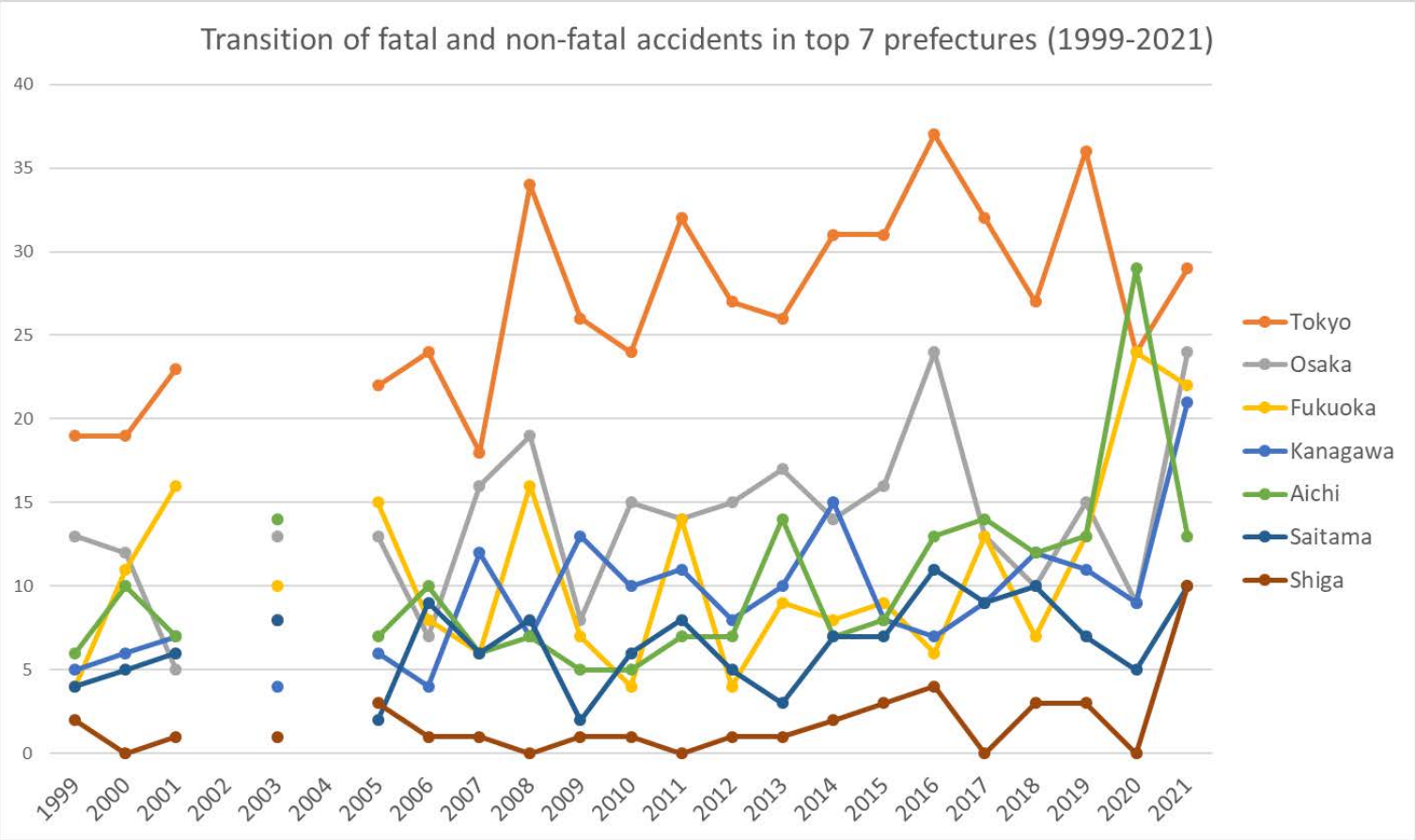

Transition of fatal and non-fatal accidents in prefectures in code no. 090209 other advertisement and mediator (1999-2021)

Transition of fatal and non-fatal accidents in large causal agents in code no. 090209 other advertisement and mediator (1999-2021)

code	Causal (L) agents	1999	2000	2001	2002	2003	2004	2005	2006	2007	2008	2009	2010	2011	2012	2013	2014	2015	2016	2017	2018	2019	2020	2021	total	Causal (L) agents
4	temporary buildings, establishments	32	21	31	43	55	53	49	34	54	48	51	40	52	45	59	63	61	77	67	52	68	73	72	1,200	temporary buildings, establishments
9	others	10	10	21	13	7	11	9	16	7	19	10	13	20	18	13	15	6	26	16	18	17	34	62	391	others
3	other equipment	16	27	21	28	25	34	27	23	27	27	26	31	31	28	30	25	33	32	35	33	44	28	40	671	other

																										equipment
2	crane, conveying machine	18	34	35	38	33	27	23	34	28	38	28	27	33	25	28	24	25	21	30	31	32	25	23	660	crane, conveying machine
6	load	4	9	7	7	5	7	7	7	9	11	6	3	9	6	3	8	8	5	6	5	12	7	9	160	load
7	environment	1	4	3	7	4	5	5	4	2	1	4	6	11	7	5	4	1	10	11	13	7	1	4	120	environment
5	substance, material	7	9	6	4	7	5	7	8	6	7	3	5	2	5	1	6	4	2	4	4	5	1	3	111	substance, material
1	machine	9	7	9	10	10	7	2	4	3	5	3	7	4	10	6	5	3	5	3	2	2	6	1	123	machine
	total	97	121	133	150	146	149	129	130	136	156	131	132	162	144	145	150	141	178	172	158	187	175	214	3,436	total

Transition of fatal and non-fatal accidents in middle causal agents in code no. 090209 other advertisement and mediator (1999-2021)

code	Causal (M) agents	1999	2000	2001	2002	2003	2004	2005	2006	2007	2008	2009	2010	2011	2012	2013	2014	2015	2016	2017	2018	2019	2020	2021	total	Causal (M) agents
41	temporary buildings, establishments	32	21	31	43	55	53	49	34	54	48	51	40	52	45	59	63	61	77	67	52	68	73	72	1,200	temporary buildings, establishments
91	other causal agent	5	4	6	5	2	3		6	3	7	2	4	7	1	3	5	2	10	6	4	2	25	55	167	other causal agent
37	tools	5	15	9	20	21	19	15	13	11	15	15	21	21	16	18	20	19	16	18	21	28	19	22	397	tools
23	vehicle	12	25	22	22	22	19	15	22	22	30	18	23	25	18	20	21	17	16	25	26	26	21	17	484	vehicle
36	human power machine, tools	6	7	9	7	3	11	10	6	9	11	5	8	9	10	9	2	6	10	12	7	10	5	11	183	human power machine, tools
61	load	4	9	7	7	5	7	7	7	9	11	6	3	9	6	3	8	8	5	6	5	12	7	9	160	load
																										no causal

92	no causal agent	4	5	13	6	5	6	6	8	3	10	7	9	13	15	9	10	3	14	10	14	15	9	7	201	agent
39	other equipments, facilities	3	3	1	1	1	4	2	4	7		5	1	1	2	3	3	8	6	4	5	6	3	7	80	other equipments, facilities
22	conveying machine	6	9	11	12	7	5	5	12	6	6	10	4	7	6	7	3	5	5	4	5	5	4	6	150	conveying machine
71	natural environment	1	4	3	7	4	5	5	4	2	1	4	6	11	7	5	4	1	10	11	13	7	1	4	120	natural environment
52	materials	6	9	4	4	7	5	7	8	5	6	2	5	2	4	1	6	4	2	3	1	5	1	2	99	materials
15	metal manufacturing machine		1		2	2	1	1		1	1			1			1	1					1	1	14	metal manufacturing machine
51	hazards, harmful substances	1		2						1	1	1			1					1	3			1	12	hazards, harmful substances
16	general machine	4	3	4	5	5	3		1	1	3	1	2	2	5	3	1	2	1	2	2	2			52	general machine
13	woodworking machine	4	2	5	2	2	3	1	1	1	1		4	1	4	2	2		4	1			3		43	woodworking machine
21	crane			2	4	4	3	3			2			1	1	1		3		1		1			26	crane
99	unclassifiable	1	1	2	2		2	3	2	1	2	1			2	1		1	2						23	unclassifiable
14	construction machine		1			1			1			1	1		1	1	1						2		10	construction machine
35	electric equipment	1		2							1		1							1					6	electric equipment

11	engine	1			1				1																	3	engine
33	welding equipment	1	1																					1		3	welding equipment
12	power transmission mechanism											1														1	power transmission mechanism
31	pressure vessel		1																							1	pressure vessel
34	kiln, caldron											1														1	kiln, caldron
17	mobile silviculture machine																										mobile silviculture machine
32	chemical facilities																										chemical facilities
	total	97	121	133	150	146	149	129	130	136	156	131	132	162	144	145	150	141	178	172	158	187	175	214	3,436	total

Transition of fatal and non-fatal accidents in small causal agents in code no. 090209 other advertisement and mediator (1999-2021)

code	Causal (S) agents	1999	2000	2001	2002	2003	2004	2005	2006	2007	2008	2009	2010	2011	2012	2013	2014	2015	2016	2017	2018	2019	2020	2021	total	Causal (S) agents
911	other causal agent			6		2			6	3	7	2	4	7	1	3	5	2	10	6	4	2	25	55	150	other causal agent
417	passage			7		14		11	10	16	17	18	14	14	16	17	27	17	32	25	25	21	27	26	354	passage
413	stairs, landing stage			5		19		16	9	18	16	19	5	14	13	20	21	18	21	22	14	21	24	21	316	stairs, landing stage
231	cars, bus, motorcycle			19		22		14	22	22	27	18	23	23	17	17	19	16	15	25	23	25	19	16	382	cars, bus, motorcycle
371	ladder			7		16		12	6	7	9	12	15	15	11	17	13	14	9	12	14	24	11	15	239	ladder
418	building, establishment			10		10		6	7	4	6	7	9	12	6	11	8	10	13	11	5	8	7	12	162	building, establishment

611	load			5		4		5	7	9	10	5	2	9	5	3	6	8	5	6	5	10	7	8	119	load
921	no causal agent			13		5		6	8	3	10	7	9	13	15	9	10	3	14	10	14	15	9	7	180	no causal agent
419	other temporary buildings, establishments			3		7		10	5	9	5	2	7	2	5	4	6	9	4	4	5	9	8	7	111	other temporary buildings, establishments
379	other tools			2		5		3	7	4	6	3	6	6	5	1	7	5	7	6	7	4	8	7	99	other tools
391	other equipment, facilities			1		1		2	4	7		5	1	1	2	3	3	8	6	4	5	6	3	7	69	other equipment, facilities
362	human power hauling equipment			5		1		7	5	4	11	2	4	8	6	6	2	6	8	6	6	6	4	5	102	human power hauling equipment
221	truck			8		6		3	9	5	4	8	2	5	4	6	1	4	4	2	3	2	4	4	84	truck
416	working platform, boot board			3		2		3	1	3	2	5	2	6	1	4	1	4	4	3	3	7	7	4	65	working platform, boot board
364	hand tool			4		1		3	1	5		3	4	1	4	3			2	5	1	3	1	4	45	hand tool
719	other environments					2		4	3	1		3	5	4	2	3	2	1	9	6	7	4	1	2	59	other environments
521	metal material			2		1		4	3	4	3		1	1	1		3	1	1	2				1	28	metal material
222	forklift			1		1		1	2	1	1	1	2	2	2	1	1	1	1	2	2	3		1	26	forklift
411	scaffolding					3		1		2	1		1	2	2	2		2	1	2				1	20	scaffolding
711	natural ground, rock			2		1			1	1			1	2	4		1			3	1	1		1	19	natural ground, rock
239	other vehicles			2							3			1	1	3	1	1	1		1	1	1	1	17	other vehicles
612	machine/equipment as load			2		1		2			1	1	1		1		2					2		1	14	machine/equipment as load
522	lumber, bamboo					2			1	1	1	1	2		1				1			1		1	12	lumber, bamboo

414	opening							1	1	1	1		1		1			1				2		1	10	opening
715	high/cold temperature environment			1								1		1		2				1	2	1		1	10	high/cold temperature environment
159	other metal manufacturing machines							1		1	1							1						1	5	other metal manufacturing machines
519	other hazards, harmful substances										1	1									1			1	4	other hazards, harmful substances
229	other powered conveying machines							1				1												1	3	other powered conveying machines
361	human power cranes					1																1		1	3	human power cranes
363	human power machine																			1				1	2	human power machine
169	other general power machines			3		2			1	1	3	1	2	2	4	3	1	2			2	2			29	other general power machines
529	other materials			1		3		2	4		2		2	1	2	1	3	2		1	1	3			28	other materials
131	circular sawing machine			3		2		1	1	1			3	1	2	1	2		3				1		21	circular sawing machine
999	unclassifiable			2				3	2	1	2	1			2	1		1	2						17	unclassifiable
415	roof, beam, haze, crossbeam, principal rafter			3				1	1	1			1	2	1	1			2						13	roof, beam, haze, crossbeam, principal rafter
214	elevator, lift							3			2			1	1							1			8	elevator, lift

232	railway vehicle			1				1						1			1				2		1		7	railway vehicle
523	stone, sand, substance			1		1		1				1						1				1	1		7	stone, sand, substance
712	standing tree					1		1							1				1	1	1	1			7	standing tree
713	water										1			4			1				1				7	water
136	chain saw			1											1	1				1			2		6	chain saw
212	mobile crane			2		2										1		1							6	mobile crane
224	conveyor			2					1		1						1								5	conveyor
139	other woodworking machines			1									1		1				1						4	other woodworking machines
153	grinding machine, buffing machine					2											1						1		4	grinding machine, buffing machine
165	food manufacturing machine					1									1				1	1					4	food manufacturing machine
211	crane					1												2		1					4	crane
351	transmission			2							1		1												4	transmission
514	harmful substance			2											1					1					4	harmful substance
142	excavating machine					1											1						1		3	excavating machine
149	other construction machines												1		1	1									3	other construction machines
166	printing machine			1		2																			3	printing machine
146	vehicle for high lift work											1											1		2	vehicle for high lift work
513	inflammable gas																				2				2	inflammable gas

111	engine								1																	1	engine
121	power transmission mechanism											1														1	power transmission mechanism
133	wood planer machine										1															1	wood planer machine
144	hardening machine								1																	1	hardening machine
156	shearing machine													1												1	shearing machine
163	roll machine (except printingroll machine)																				1					1	roll machine (except printingroll machine)
217	lumberyard equipment, logging cableway					1																				1	lumberyard equipment, logging cableway
331	gas welding equipment																							1		1	gas welding equipment
341	kiln, caldron											1														1	kiln, caldron
352	electric power facilities																				1					1	electric power facilities
511	explosive substance									1																1	explosive substance
714	abnormal environment																					1				1	abnormal environment
132	band sawing machine																										band sawing machine
134	hollow chisel mortiser, wood																										hollow chisel mortiser, wood

	borer																									borer
135	chamfering machine, router, woodworking milling machine																									chamfering machine, router, woodworking milling machine
141	leveling, transporting or loading machine																									leveling, transporting or loading machine
143	foundation work machine																									foundation work machine
145	demolition machine																									demolition machine
151	lathe																									lathe
152	drill press, milling machine																									drill press, milling machine
154	power press																									power press
155	forging pressure hammer																									forging pressure hammer
161	centrifugal machine																									centrifugal machine
162	mixer, grinder																									mixer, grinder
164	injection molding machine																									injection molding machine
167	industrial robot																									industrial robot
171	felling machine																									felling machine
172	mobile logging machine																									mobile logging machine

173	skyline yarding machine																									skyline yarding machine
179	other mobile silviculture machine																									other mobile silviculture machine
213	derrick crane																									derrick crane
215	cargo lifting appliance																									cargo lifting appliance
216	gondola																									gondola
218	simple skyline yarding equipment																									simple skyline yarding equipment
219	other powered crane																									other powered crane
223	railway equipment																									railway equipment
225	loader																									loader
226	straddle carrier																									straddle carrier
227	rough terrain hauler																									rough terrain hauler
311	boiler																									boiler
312	pressure vessel																									pressure vessel
319	other pressure vessels																									other pressure vessels
321	chemical facilities																									chemical facilities
332	arc welding equipment																									arc welding equipment
339	other welding equipment																									other welding equipment

342	industrial dryer																									industrial dryer
349	other kiln, caldron																									other kiln, caldron
359	other electrical equipment																									other electrical equipment
372	slinging tool																									slinging tool
412	timbering																									timbering
512	inflammable substance																									inflammable substance
515	radiation																									radiation
	total			133		146		129	130	136	156	131	132	162	144	145	150	141	178	172	158	187	175	214	2,919	total

Transition of fatal and non-fatal accidents in type of accidents in code no. 090209 other advertisement and mediator (1999-2021)

code	Type of accidents	1999	2000	2001	2002	2003	2004	2005	2006	2007	2008	2009	2010	2011	2012	2013	2014	2015	2016	2017	2018	2019	2020	2021	total	Type of accidents
02	falling to same level	23	21	26	35	29	27	34	32	39	37	41	36	45	37	40	53	37	68	47	63	50	46	57	923	falling to same level
90	others	1	1	3	2	1	2		3		3	2	2	2	4	5	4	2	2	3	1		24	54	121	others
01	fall from height	19	23	21	45	49	43	31	17	32	32	32	32	42	30	40	29	40	38	43	27	44	34	35	778	fall from height
19	reaction to motion/improper motion	9	12	14	7	16	14	11	17	16	27	16	11	23	17	13	21	14	23	19	19	34	20	21	394	reaction to motion/improper motion
17	traffic accident (public road)	13	24	22	20	22	17	14	26	20	22	18	22	23	16	21	19	15	14	21	22	21	20	14	446	traffic accident (public road)
03	crash	1	7	7	4	1	7	5	9	4	4	7	7	6	8	7	3	6	10	8	7	11	12	9	150	crash
08	cut	9	9	10	11	7	9	8	4	6	2	2	9	4	14	4	6	3	9	4	2	4	6	8	150	cut

06	crashed by	5	3	4	3	1	5	7	4	6	4		1	2	3	1	5	4	7	4	3	3	1	6	82	crashed by
07	caught in/between	4	12	15	14	9	9	10	8	3	12	7	5	6	5	7	6	9	5	12	2	6	7	4	177	caught in/between
04	struck by flying or falling object	8	2	4	4	7	10	5	2	2	8	2	5	2	7	2	2	5	1	6	4	7	2	2	99	struck by flying or falling object
11	contact to high/low-temperature	4	1				1		2			2		1		2		1		2	4	2	1	2	25	contact to high/low-temperature
05	collapse		4	1	4	3	2		2	5	3		1	2		1	1	2		1	2	5	1	1	41	collapse
12	contact to harmful substance			2							1				1					1			1	1	7	contact to harmful substance
99	unclassifiable	1	1	3	1		3	1	1	2	1	1	1		2	1		2	1						22	unclassifiable
09	injury to the sole of the foot					1			2	1							1	1							6	injury to the sole of the foot
10	drown													4											4	drown
14	explosion		1																		2				3	explosion
16	fire							3																	3	fire
18	traffic accident (others)								1			1				1									3	traffic accident (others)
13	electric shock			1																1					2	electric shock
15	burst																									burst
	total	97	121	133	150	146	149	129	130	136	156	131	132	162	144	145	150	141	178	172	158	187	175	214	3,436	total

Transition of fatal and non-fatal accidents in workers ages in code no. 090209 other advertisement and mediator (1999-2021)

code	Age	1999	2000	2001	2002	2003	2004	2005	2006	2007	2008	2009	2010	2011	2012	2013	2014	2015	2016	2017	2018	2019	2020	2021	total	Age
5	50-59	19	25	24	36	42	27	26	32	20	37	26	20	26	27	33	33	26	39	37	29	47	46	53	730	50-59
2	20-29	35	25	43	41	31	36	33	30	27	35	26	32	22	18	26	24	24	30	26	27	26	16	45	678	20-29
6	60 years old or more	15	24	15	19	18	20	15	16	23	20	24	23	35	40	20	37	34	44	35	56	47	55	44	679	60 years old or more
4	40-49	12	12	19	19	23	20	25	21	28	20	25	29	34	30	36	30	38	38	39	28	39	30	40	635	40-49
3	30-39	15	31	30	33	30	45	27	27	37	43	29	28	45	25	28	25	18	27	34	16	28	28	31	680	30-39
1	19 years old or less	1	4	2	2	2	1	3	4	1	1	1			4	2	1	1		1	2			1	34	19 years old or less
	total	97	121	133	150	146	149	129	130	136	156	131	132	162	144	145	150	141	178	172	158	187	175	214	3,436	total

Transition of fatal and non-fatal accidents in workers scales in code no. 090209 other advertisement and mediator (1999-2021)

code	Workers scale	1999	2000	2001	2002	2003	2004	2005	2006	2007	2008	2009	2010	2011	2012	2013	2014	2015	2016	2017	2018	2019	2020	2021	total	Workers scale
1	9 workers or less	48	48	49	63	62	64	43	46	39	60	44	50	53	57	49	61	43	49	48	45	58	47	59	1,185	9 workers or less
2	10-29	19	34	35	39	27	37	35	43	33	33	27	36	46	41	43	42	44	48	49	41	56	45	51	904	10-29
4	50-99	7	11	10	10	14	11	9	9	19	10	18	12	13	16	13	12	11	18	19	15	14	19	35	325	50-99
5	100-299	8	11	16	8	12	11	12	7	19	18	15	14	16	11	19	6	15	23	12	23	28	36	34	374	100-299
3	30-49	13	14	16	24	20	25	22	17	17	24	19	13	19	10	17	17	15	25	30	22	19	15	22	435	30-49
6	300 workers or more	2	3	7	6	11	1	8	8	9	11	8	7	15	9	4	12	13	15	14	12	12	13	13	213	300 workers or more
	total	97	121	133	150	146	149	129	130	136	156	131	132	162	144	145	150	141	178	172	158	187	175	214	3,436	total

Transition of fatal and non-fatal accidents in months in code no. 090209 other advertisement and mediator (1999-2021)

code	Month	1999	2000	2001	2002	2003	2004	2005	2006	2007	2008	2009	2010	2011	2012	2013	2014	2015	2016	2017	2018	2019	2020	2021	total	Month
8	August	6	11	13	11	8	11	13	10	17	8	8	9	17	15	9	10	11	18	10	10	12	16	31	284	August

9	September	11	9	11	12	9	13	18	14	13	13	11	13	12	8	12	13	6	12	6	13	13	12	26	280	September
7	July	12	13	6	15	13	15	9	17	5	12	10	15	10	13	14	15	12	18	12	20	20	12	22	310	July
4	April	9	7	10	16	13	14	8	9	17	10	8	10	15	11	3	13	11	18	15	16	22	11	22	288	April
5	May	7	12	7	4	13	6	7	14	10	10	8	16	13	15	10	13	16	18	14	9	19	16	20	277	May
1	January	4	10	12	16	12	10	10	12	11	16	22	7	9	13	17	14	12	15	16	14	21	18	19	310	January
12	December	13	7	13	15	21	9	4	10	13	13	9	7	13	7	11	7	8	7	18	11	13	23	19	271	December
11	November	11	12	7	12	12	11	11	11	8	15	7	14	9	11	12	7	13	15	9	14	14	8	16	259	November
3	March	8	6	10	7	7	23	17	6	13	18	16	12	16	13	16	17	8	16	18	12	16	15	12	302	March
6	June	1	16	18	16	10	17	12	8	13	15	11	10	11	14	13	13	9	12	12	15	14	16	11	287	June
2	February	8	11	12	12	13	9	11	11	5	18	13	10	20	16	20	16	18	16	25	12	9	16	8	309	February
10	October	7	7	14	14	15	11	9	8	11	8	8	9	17	8	8	12	17	13	17	12	14	12	8	259	October
	total	97	121	133	150	146	149	129	130	136	156	131	132	162	144	145	150	141	178	172	158	187	175	214	3,436	total

Transition of fatal and non-fatal accidents in prefectures in code no. 090209 other advertisement and mediator (1999-2021)

code	Prefecture	1999	2000	2001	2002	2003	2004	2005	2006	2007	2008	2009	2010	2011	2012	2013	2014	2015	2016	2017	2018	2019	2020	2021	total	Prefecture
13	Tokyo	19	19	23		8		22	24	18	34	26	24	32	27	26	31	31	37	32	27	36	24	29	549	Tokyo
27	Osaka	13	12	5		13		13	7	16	19	8	15	14	15	17	14	16	24	13	10	15	9	24	292	Osaka
40	Fukuoka	4	11	16		10		15	8	6	16	7	4	14	4	9	8	9	6	13	7	13	24	22	226	Fukuoka
14	Kanagawa	5	6	7		4		6	4	12	7	13	10	11	8	10	15	8	7	9	12	11	9	21	195	Kanagawa
23	Aichi	6	10	7		14		7	10	6	7	5	5	7	7	14	7	8	13	14	12	13	29	13	214	Aichi
11	Saitama	4	5	6		8		2	9	6	8	2	6	8	5	3	7	7	11	9	10	7	5	10	138	Saitama
25	Shiga	2		1		1		3	1	1		1	1		1	1	2	3	4		3	3		10	38	Shiga
12	Chiba	2	2	3		7		4	3	3	1		7	8	5	6	2	4	5	5	3	11	6	8	95	Chiba
34	Hiroshima	1	5	4		9		5	1	1	2	3	2	4	3	2	2	3	6	6	4	3	7	8	81	Hiroshima

1	Hokkaido	2	8	4		12		4	7	5	6	7	5	2	2	3	4	6	4	10	6	7	4	6	114	Hokkaido
38	Ehime	1				4		2	2	3	3		2	1	3	1	2	1	1	5	7	2	1	6	47	Ehime
28	Hyogo	3	6	1		5		3	7	4	3	5	3	7	7	8	10	2	8	3	6	3	7	5	106	Hyogo
26	Kyoto	2	3	3		6		6	4	3	6	1	11	7	4	6	3	5	5	3	5	5	8	4	100	Kyoto
47	Okinawa	4		1				2	2	4	1	5	2	1	2	1	1	2	3	3	7	2	1	4	48	Okinawa
22	Shizuoka	3	2	1		6		3	3	6	7	4	3	4	2	4	2	1	4	4	5	7	1	3	75	Shizuoka
8	Ibaraki	3	2					1	7	3	3	4	3	3	2		1	2	1	2	2	2	3	3	47	Ibaraki
15	Niigata			4		3		3	4	1	3	4	1	1	3	1	1		1	1	1	2	6	3	43	Niigata
30	Wakayama		1	4		5		1	4	2	1	2	2	1		1	1	1	1	4	4	3	1	3	42	Wakayama
16	Toyama	2		1		1			1		2	1						1			1	1		3	14	Toyama
4	Miyagi	2	1	7		1		1	2	3	3	1	2	8	8	5	8	3	7	5		1	2	2	72	Miyagi
33	Okayama	2	3	3		1		1	1	4	3	2	5	2	5		2		2	4	1	1		2	44	Okayama
10	Gunma	2	6	1		1		4	1	2		2	1	4	2	1	2	3	1	4	1	2		2	42	Gunma
45	Miyazaki	1	2	1		2		2	3	2	4	2	1	3	5		1	1	1		2	4	2	2	41	Miyazaki
43	Kumamoto	2	1	6					1	5	1	2	4	2	1		1	2	2	4	2		1	2	39	Kumamoto
29	Nara		2					2		4	2		2	1	2	3	2	1	1	3	1	3	3	2	34	Nara
7	Fukushima		1					2	3	1	1	1	2	3		3			2		4	3	3	2	31	Fukushima
46	Kagoshima		1	1		1			1		1	3		1	2	3	1		2	2	1		1	2	23	Kagoshima
41	Saga	2						1	1	1				1	1	1		1	1	1	1		1	2	15	Saga
32	Shimane		2			1			2			1				2					1			2	11	Shimane
31	Tottori			1												2			1			3		2	9	Tottori
44	Oita					1		2			1	1	1	1	2	5	5	1	4	4	2	7	2	1	40	Oita
20	Nagano	1		2		2		3	2	5	1	3	2				3	1	1			1		1	28	Nagano

42	Nagasaki	1		2		2				1	1	1		4	2	1		2	2		1	4	3	1	28	Nagasaki
17	Ishikawa		1			2					1	2	1	1	1	1		1		1			2	1	15	Ishikawa
35	Yamaguchi	1	1	1		1		2			2	1		1		1		2		1				1	15	Yamaguchi
2	Aomori			1								2			2		1	1				1	1	1	10	Aomori
36	Tokushima	1								2				1					1	1		1		1	8	Tokushima
9	Tochigi	2	2	3		3		1	1	2		3					2	3	1	2	1	2	3		31	Tochigi
21	Gifu		1	3					1	1	1	2	1	1	4	1	1	1	2	1	3	1	2		27	Gifu
24	Mie		1	3		3		1	2	1	1				1		3		3			2	1		22	Mie
5	Akita	1	1	1		1		2		1	3			1	1		1	3		1			1		18	Akita
18	Fukui					2		2			1	1	1		2	1	3	1			2		1		17	Fukui
37	Kagawa	3	2	1						1				1	1	1	1	2		1	1				15	Kagawa
39	Kochi			3		4			1			1							3	1	1				14	Kochi
6	Yamagata		1	1								1	3	1				2			1	1			11	Yamagata
3	Iwate							1				1			1	1						4	1		9	Iwate
19	Yamanashi			1		2									1										4	Yamanashi
	total	97	121	133		146		129	130	136	156	131	132	162	144	145	150	141	178	172	158	187	175	214	3,137	total

Data source : https://anzeninfo.mhlw.go.jp/user/anzen/tok/anst00.htm

Return to https://www.jisha.or.jp/english/statistics/202211_23.html