Transition of fatal and non-fatal accidents in each element like as causal agents, type of accidents, etc. in code no. 120109 other education/research service (1999-2021)

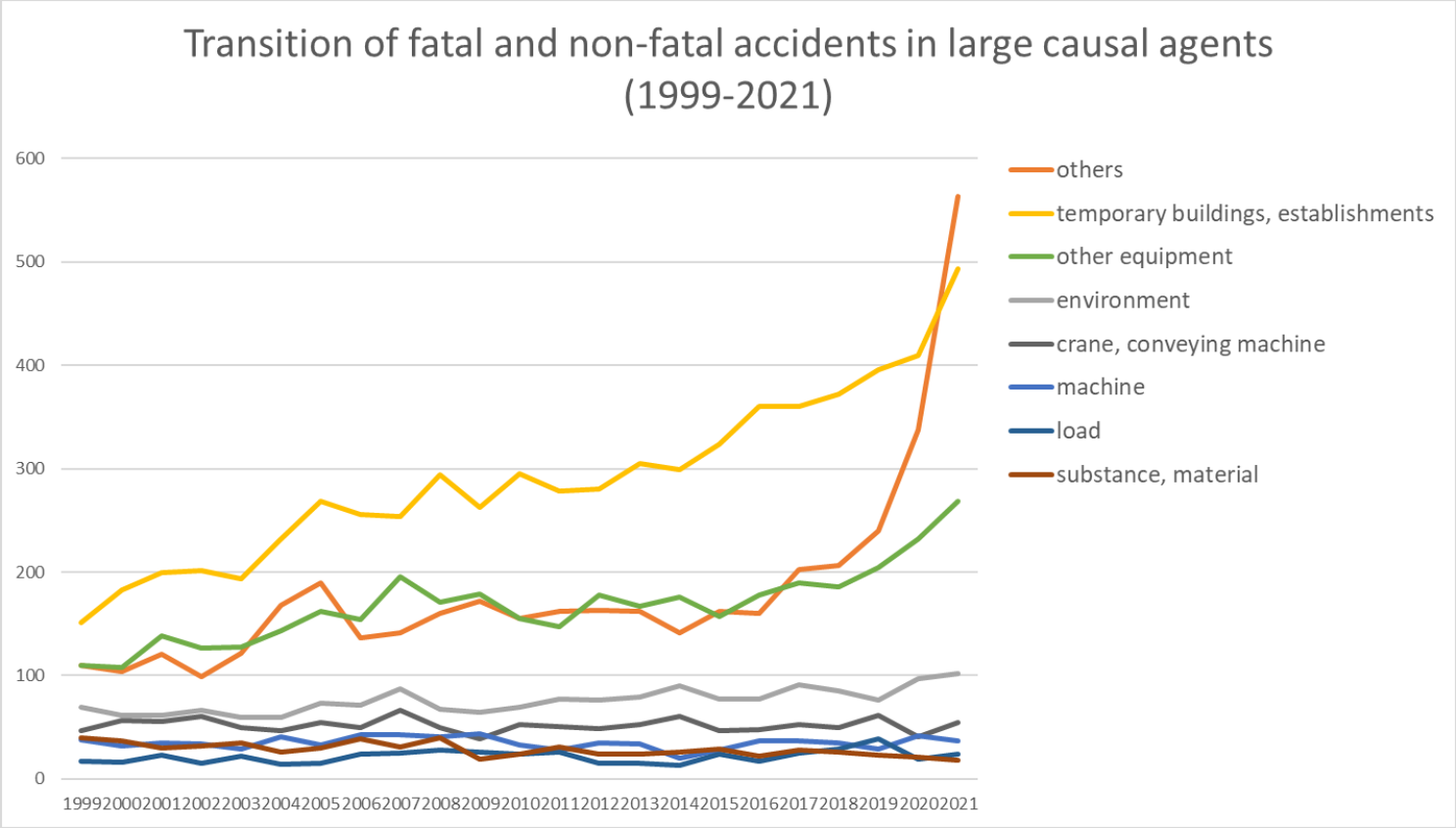

Transition of fatal and non-fatal accidents in large causal agents in code no. 120109 other education/research service (1999-2021)

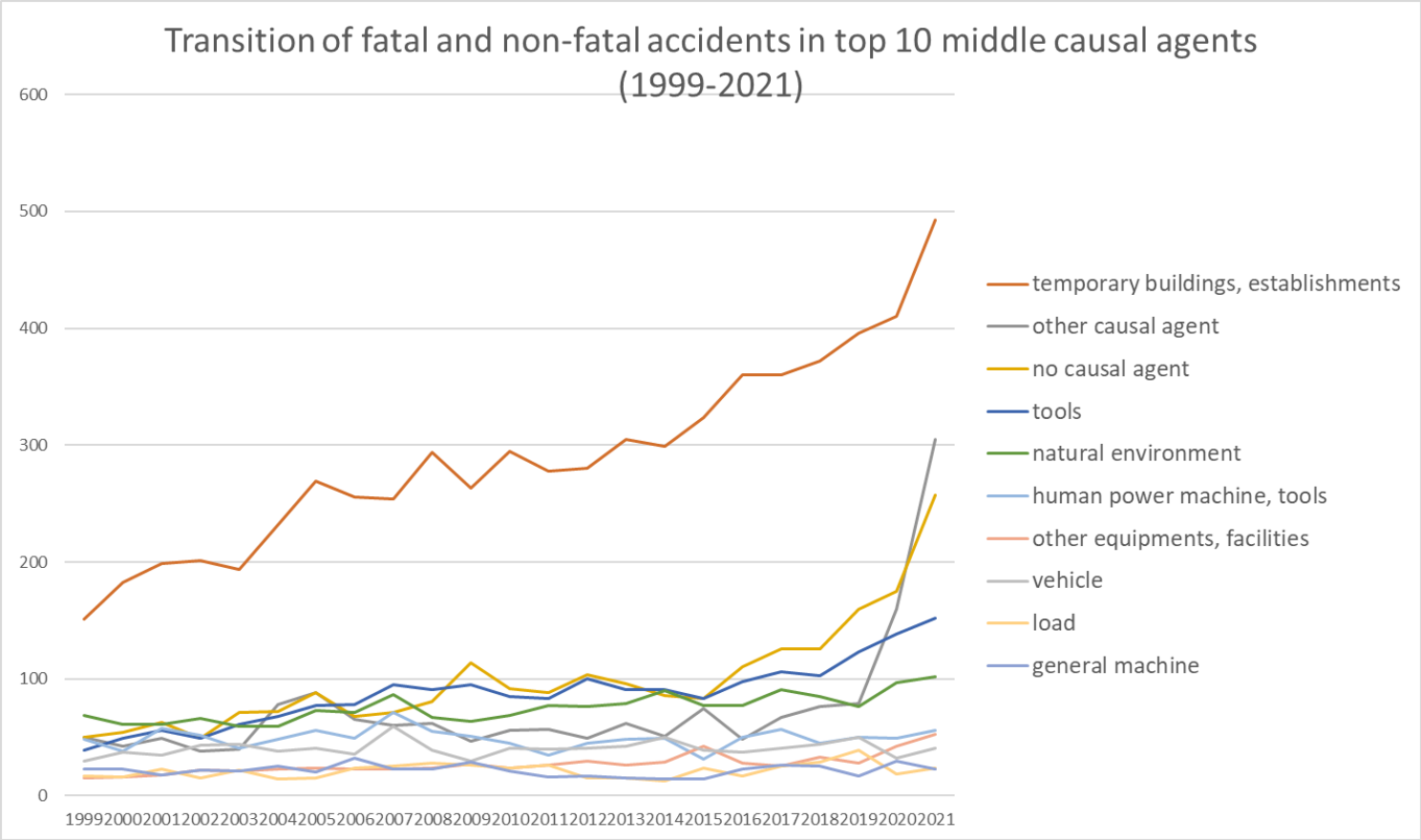

Transition of fatal and non-fatal accidents in middle causal agents in code no. 120109 other education/research service (1999-2021)

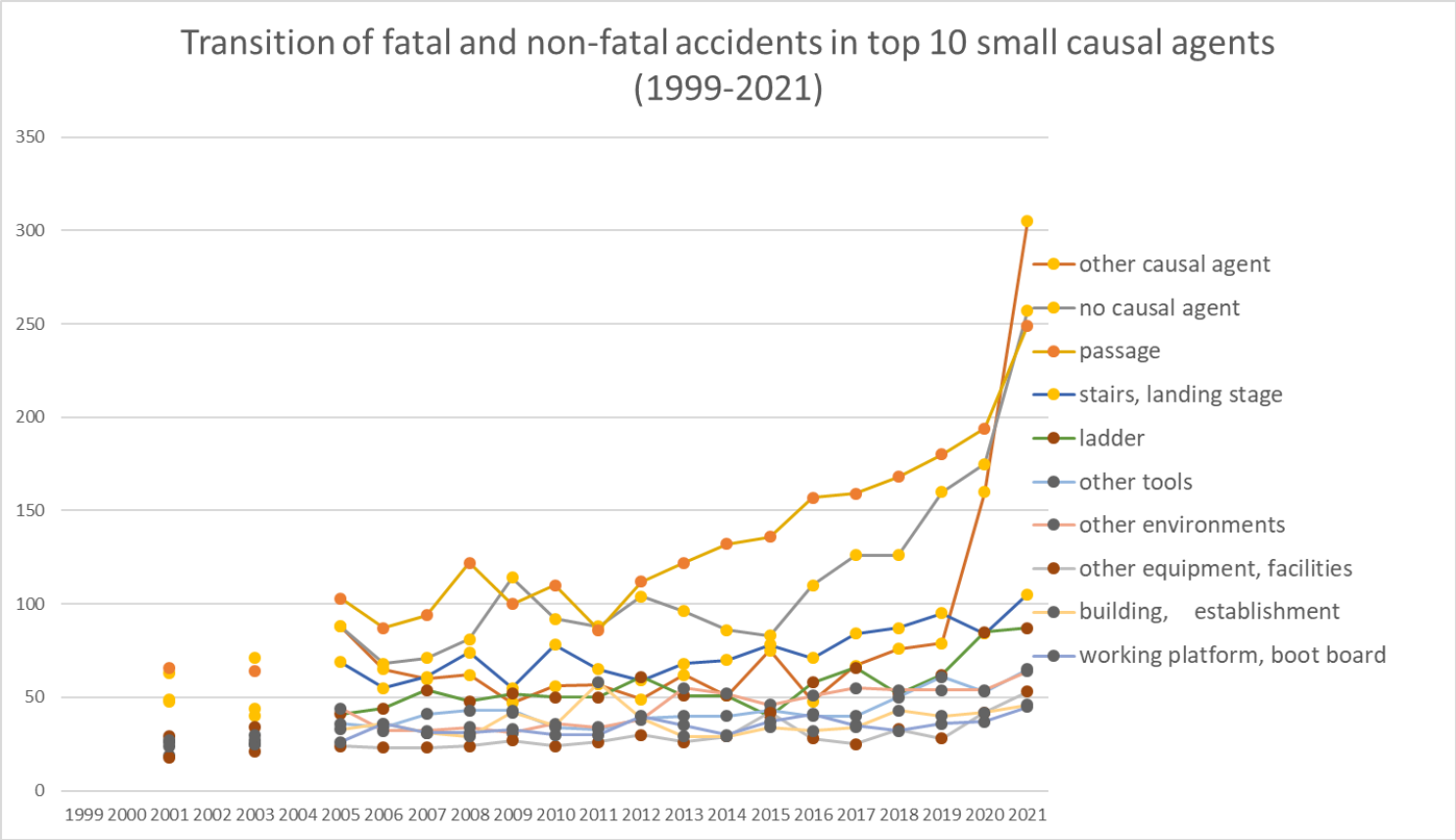

Transition of fatal and non-fatal accidents in small causal agents in code no. 120109 other education/research service (1999-2021)

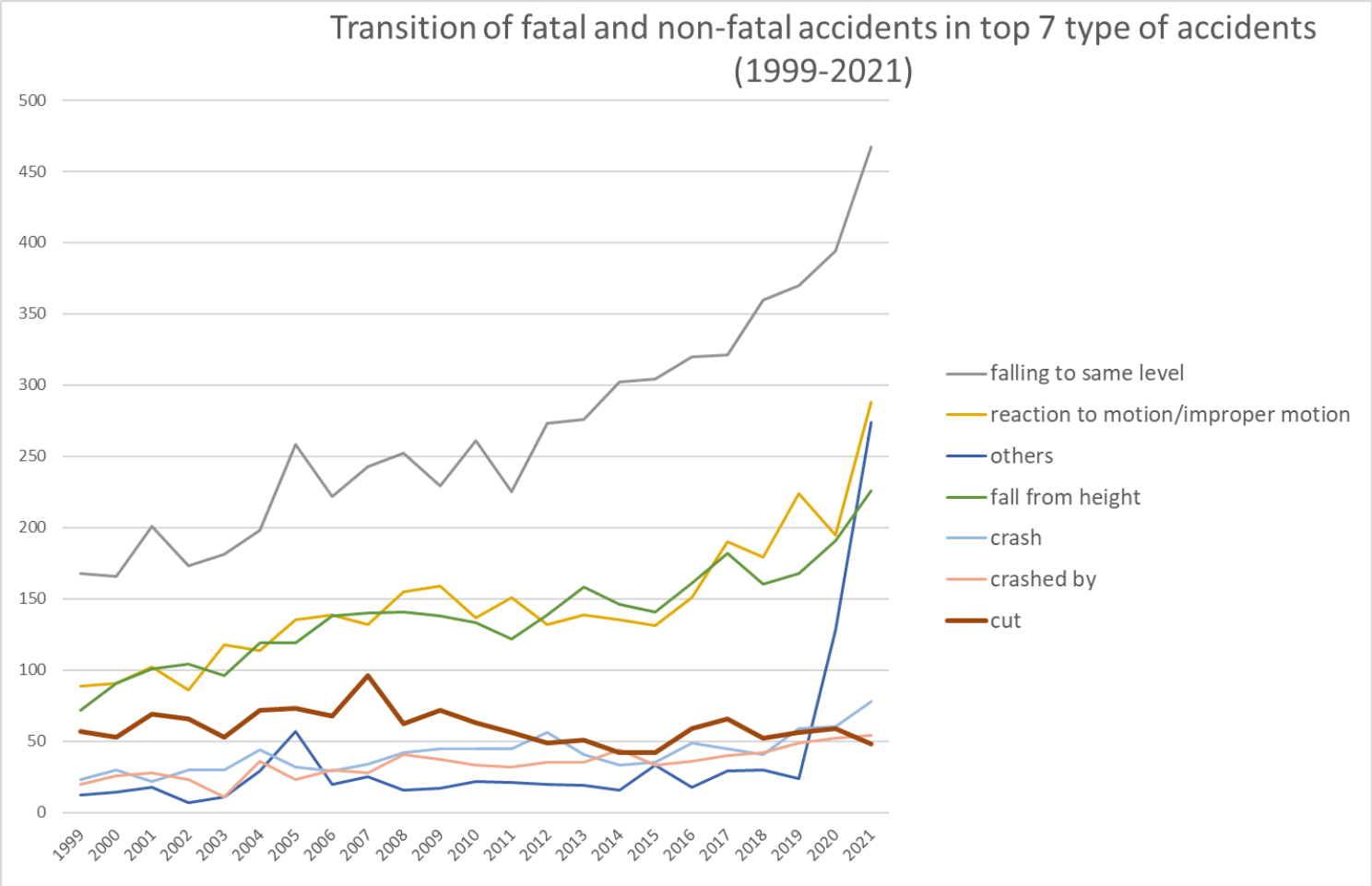

Transition of fatal and non-fatal accidents in type of accidents in code no. 120109 other education/research service (1999-2021)

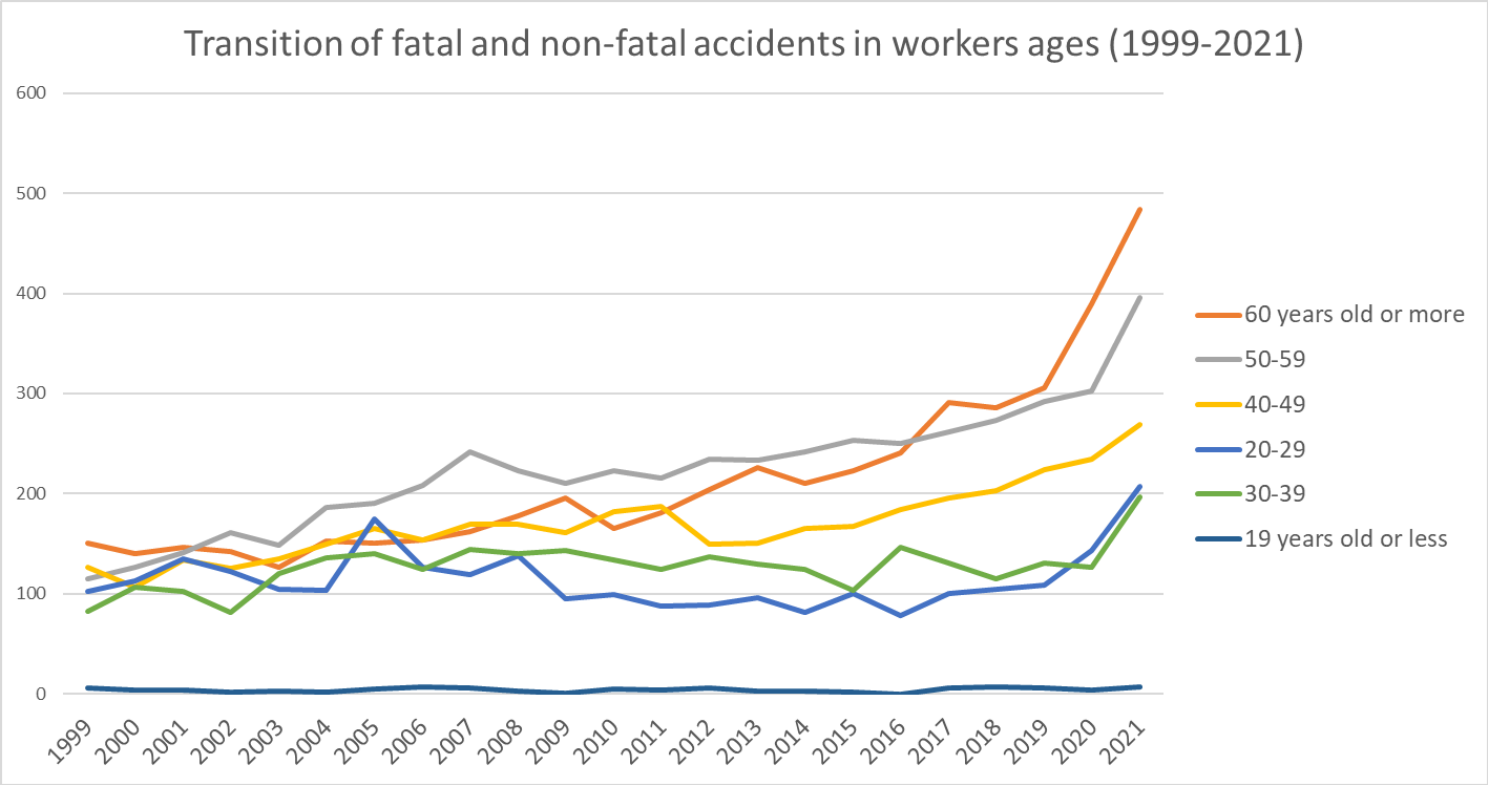

Transition of fatal and non-fatal accidents in workers ages in code no. 120109 other education/research service (1999-2021)

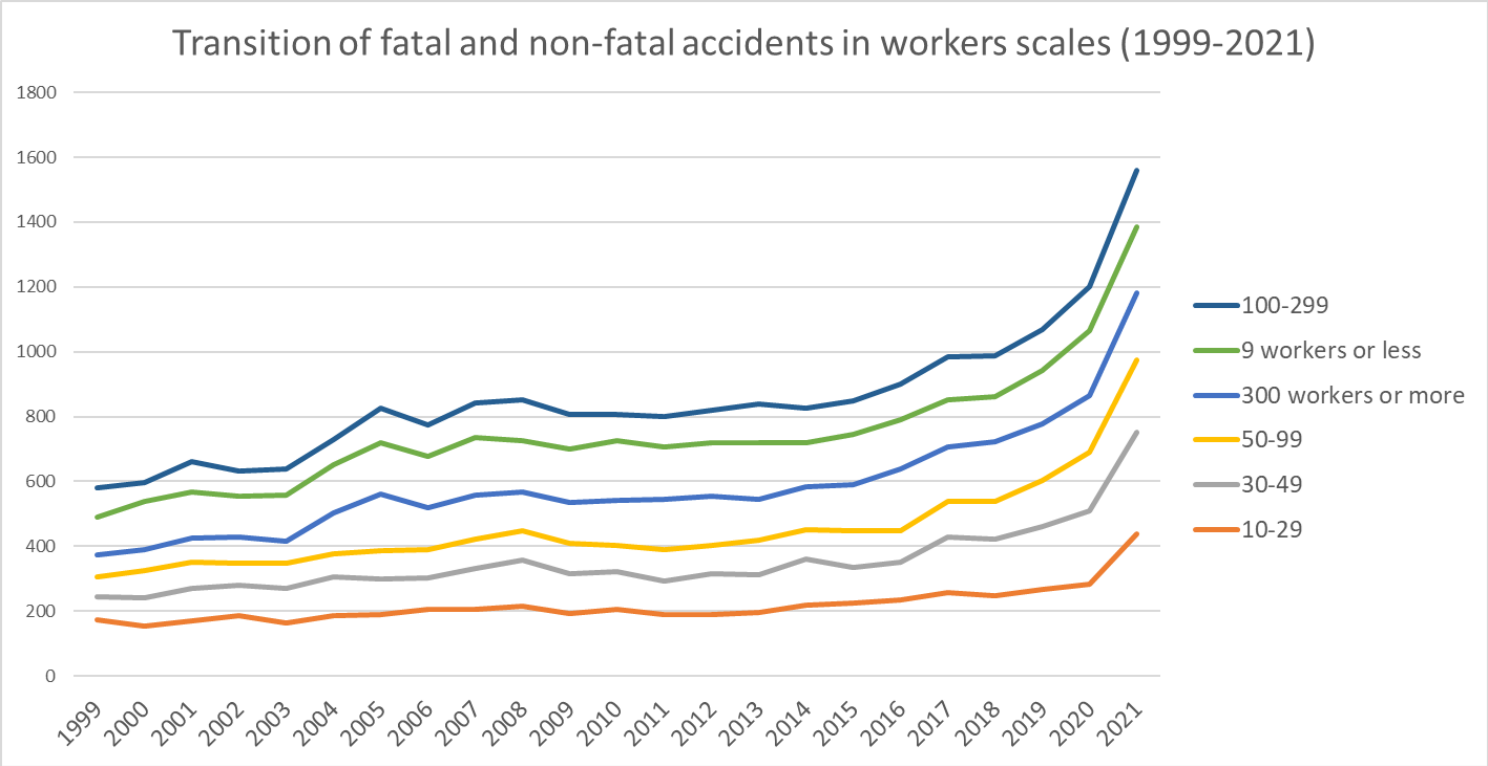

Transition of fatal and non-fatal accidents in workers scales in code no. 120109 other education/research service (1999-2021)

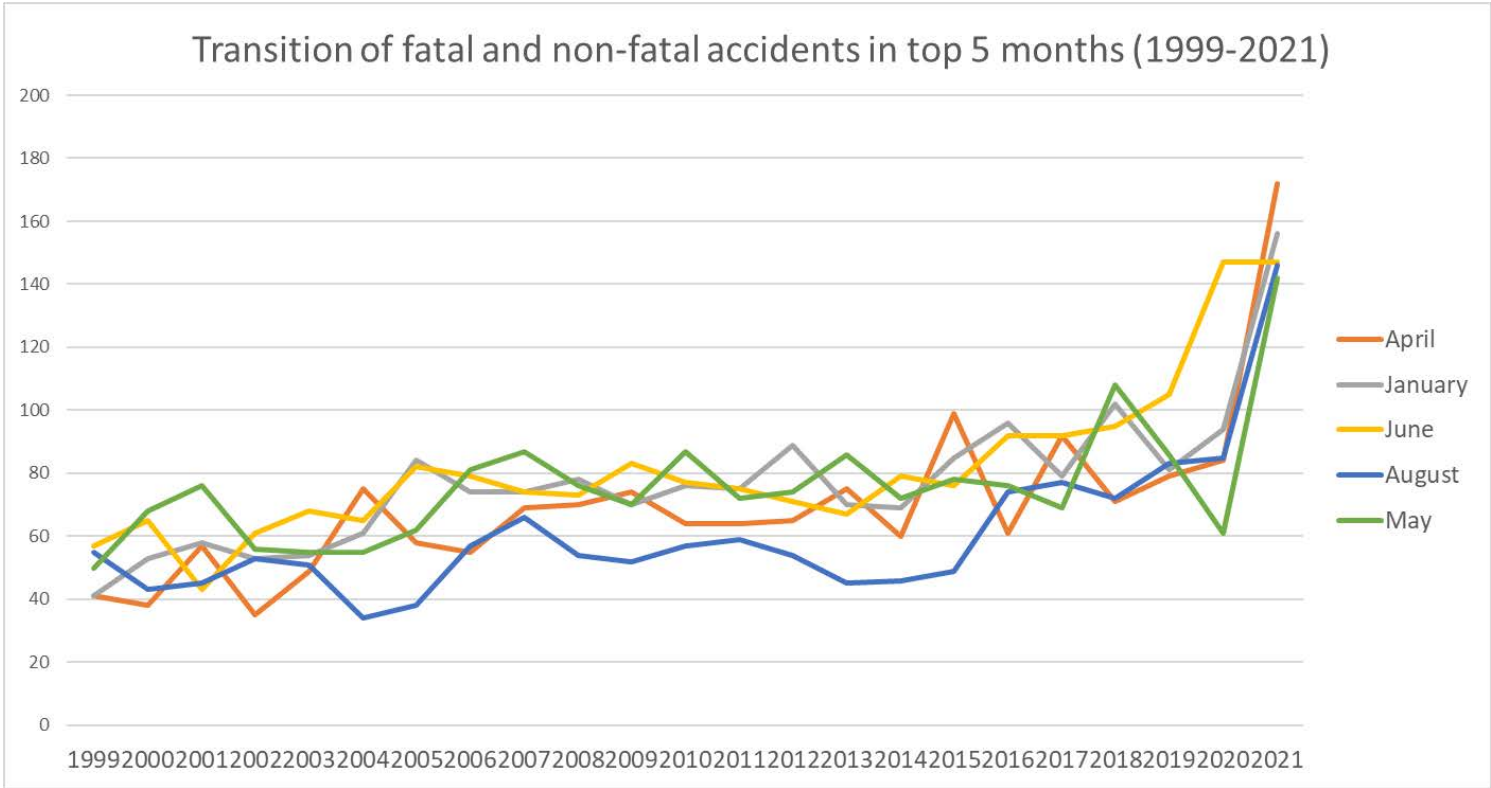

Transition of fatal and non-fatal accidents in months in code no. 120109 other education/research service (1999-2021)

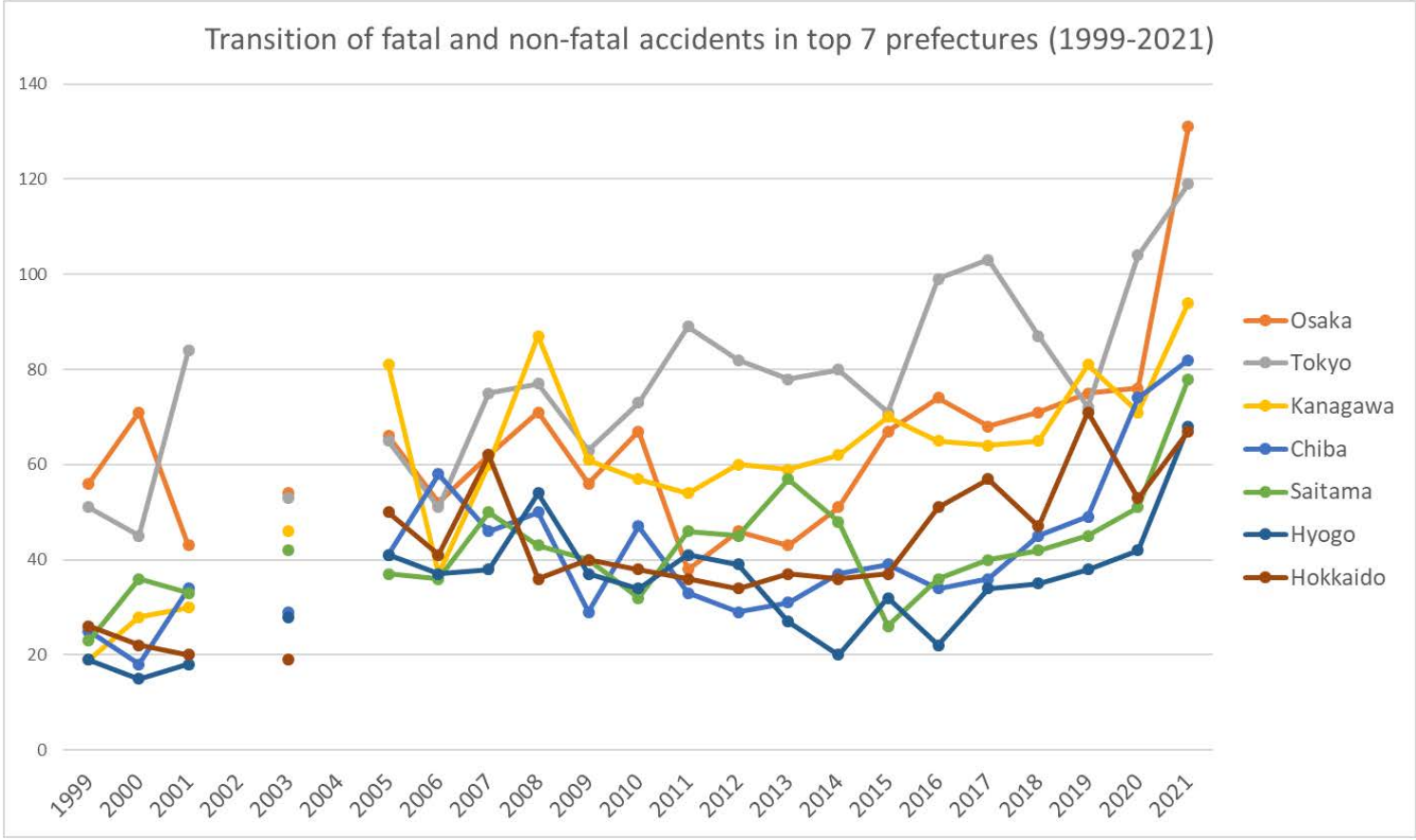

Transition of fatal and non-fatal accidents in prefectures in code no. 120109 other education/research service (1999-2021)

Transition of fatal and non-fatal accidents in large causal agents in code no. 120109 other education/research service (1999-2021)

code	Causal (L) agents	1999	2000	2001	2002	2003	2004	2005	2006	2007	2008	2009	2010	2011	2012	2013	2014	2015	2016	2017	2018	2019	2020	2021	total	Causal (L) agents
9	others	110	104	121	99	122	168	190	136	141	160	172	155	162	163	162	141	162	160	202	206	240	338	563	4,177	others
4	temporary buildings, establishments	151	183	199	201	194	232	269	256	254	294	263	295	278	280	305	299	324	360	360	372	396	410	493	6,668	temporary buildings, establishments
3	other equipment	110	108	138	126	127	143	162	154	196	171	179	155	147	178	167	176	157	178	190	186	204	232	269	3,853	other

																										equipment
7	environment	69	61	61	66	59	59	73	71	87	67	64	69	77	76	79	90	77	77	91	85	76	97	102	1,733	environment
2	crane, conveying machine	47	56	55	60	50	47	54	50	66	50	39	53	51	49	53	60	47	48	53	50	61	41	54	1,194	crane, conveying machine
1	machine	38	32	35	34	29	41	33	43	43	41	44	33	28	35	34	20	28	37	37	35	29	42	37	808	machine
6	load	17	16	23	15	22	14	15	24	25	28	26	24	26	15	15	13	24	17	25	29	39	19	24	495	load
5	substance, material	40	37	30	32	35	26	30	39	31	40	19	24	31	24	24	26	29	22	28	26	23	21	18	655	substance, material
	total	582	597	662	633	638	730	826	773	843	851	806	808	800	820	839	825	848	899	986	989	1,068	1,200	1,560	19,583	total

Transition of fatal and non-fatal accidents in middle causal agents in code no. 120109 other education/research service (1999-2021)

code	Causal (M) agents	1999	2000	2001	2002	2003	2004	2005	2006	2007	2008	2009	2010	2011	2012	2013	2014	2015	2016	2017	2018	2019	2020	2021	total	Causal (M) agents
41	temporary buildings, establishments	151	183	199	201	194	232	269	256	254	294	263	295	278	280	305	299	324	360	360	372	396	410	493	6,668	temporary buildings, establishments
91	other causal agent	50	42	49	38	40	78	88	65	60	62	47	56	57	49	62	51	75	48	67	76	79	160	305	1,704	other causal agent
92	no causal agent	50	54	63	49	71	72	88	68	71	81	114	92	88	104	96	86	83	110	126	126	160	175	257	2,284	no causal agent
37	tools	39	49	56	49	61	68	77	78	95	91	95	85	83	100	91	91	83	98	106	103	123	138	152	2,011	tools
71	natural environment	69	61	61	66	59	59	73	71	87	67	64	69	77	76	79	90	77	77	91	85	76	97	102	1,733	natural environment
36	human power machine,	48	38	58	52	41	48	56	49	71	55	51	45	35	45	48	49	31	50	57	45	50	49	56	1,127	human power

	tools																									machine, tools
39	other equipments, facilities	15	16	18	22	21	23	24	23	23	24	27	24	26	30	26	29	42	28	25	33	28	42	53	622	other equipments, facilities
23	vehicle	30	37	35	43	44	38	41	36	59	39	30	41	40	41	42	50	39	37	41	44	50	32	41	930	vehicle
61	load	17	16	23	15	22	14	15	24	25	28	26	24	26	15	15	13	24	17	25	29	39	19	24	495	load
16	general machine	23	23	18	22	21	25	20	32	23	23	29	21	16	17	15	14	14	23	26	25	17	30	23	500	general machine
52	materials	31	24	21	21	18	15	16	27	21	27	13	18	18	17	18	19	19	16	16	19	19	16	11	440	materials
13	woodworking machine	6	5	9	9	4	10	9	4	8	10	8	7	10	9	12	3	9	12	10	6	11	10	11	192	woodworking machine
22	conveying machine	15	18	19	15	5	8	9	14	6	11	7	11	9	5	9	9	7	8	11	6	11	9	9	231	conveying machine
51	hazards, harmful substances	9	13	9	11	17	11	14	12	10	13	6	6	13	7	6	7	10	6	12	7	4	5	7	215	hazards, harmful substances
35	electric equipment	1	1	3	1	1			2	2		1	1	1	1	2	5		2		4	2	3	4	37	electric equipment
21	crane	2	1	1	2	1	1	4		1		2	1	2	3	2	1	1	3	1				4	33	crane
15	metal manufacturing machine	5	3	7	2	3	3	1	4	9	4	4	3	1	6	1	1	3		1				2	63	metal manufacturing machine
32	chemical facilities	1						1		1		1									1			2	7	chemical facilities
99	unclassifiable	10	8	9	12	11	18	14	3	10	17	11	7	17	10	4	4	4	2	9	4	1	3	1	189	unclassifiable

14	construction machine	2		1	1	1	2	3	1	2	1	2	1		1	5	2	2	2		1	1		1	32	construction machine
34	kiln, caldron	2	2	2	2	2	1	3	2	3	1	2		2			2			1				1	28	kiln, caldron
31	pressure vessel	3	2	1		1	3	1		1		2			2					1		1		1	19	pressure vessel
12	power transmission mechanism	2	1				1		2	1	2	1	1	1	1	1					2		1		17	power transmission mechanism
11	engine										1				1										2	engine
17	mobile silviculture machine																				1		1		2	mobile silviculture machine
33	welding equipment	1																1							2	welding equipment
	total	582	597	662	633	638	730	826	773	843	851	806	808	800	820	839	825	848	899	986	989	1,068	1,200	1,560	19,583	total

Transition of fatal and non-fatal accidents in small causal agents in code no. 120109 other education/research service (1999-2021)

code	Causal (S) agents	1999	2000	2001	2002	2003	2004	2005	2006	2007	2008	2009	2010	2011	2012	2013	2014	2015	2016	2017	2018	2019	2020	2021	total	Causal (S) agents
911	other causal agent			49		40		88	65	60	62	47	56	57	49	62	51	75	48	67	76	79	160	305	1,496	other causal agent
921	no causal agent			63		71		88	68	71	81	114	92	88	104	96	86	83	110	126	126	160	175	257	2,059	no causal agent
417	passage			66		64		103	87	94	122	100	110	86	112	122	132	136	157	159	168	180	194	249	2,441	passage
413	stairs, landing stage			48		44		69	55	61	74	55	78	65	59	68	70	78	71	84	87	95	84	105	1,350	stairs, landing stage
371	ladder			29		34		41	44	54	48	52	50	50	61	51	51	40	58	66	52	62	85	87	1,015	ladder
379	other tools			27		27		36	34	41	43	43	34	33	39	40	40	43	40	40	50	61	53	65	789	other tools
719	other environments			19		25		44	32	32	34	31	36	34	38	55	52	46	51	55	54	54	54	64	810	other environments
	other equipment,																									other equipment,

391	facilities			18		21		24	23	23	24	27	24	26	30	26	29	42	28	25	33	28	42	53	546	facilities
418	building, establishment			24		30		33	36	31	29	42	35	58	39	29	29	34	32	34	43	40	42	46	686	building, establishment
416	working platform, boot board			26		25		26	36	31	31	33	30	30	40	35	30	37	41	35	32	36	37	45	636	working platform, boot board
419	other temporary buildings, establishments			23		27		32	33	29	26	22	30	37	24	36	33	30	49	43	38	39	47	41	639	other temporary buildings, establishments
231	cars, bus, motorcycle			32		36		38	31	55	37	28	33	35	37	38	45	39	33	37	41	46	30	39	710	cars, bus, motorcycle
364	hand tool			43		33		42	36	54	36	40	33	29	24	30	22	19	25	30	24	26	27	29	602	hand tool
611	load			20		21		13	20	24	28	24	20	23	12	14	12	23	15	24	26	32	19	23	393	load
362	human power hauling equipment			15		7		10	12	17	19	10	11	6	20	18	27	12	23	26	19	23	21	22	318	human power hauling equipment
711	natural ground, rock			32		22		17	25	26	16	20	22	21	20	16	23	16	13	18	7	10	20	18	362	natural ground, rock
169	other general power machines			13		14		7	21	7	10	19	11	10	11	11	9	8	15	18	17	8	16	14	239	other general power machines
712	standing tree			6		5		8	13	16	8	9	7	7	10	4	7	8	6	10	10	6	11	12	163	standing tree
165	food manufacturing machine			3		7		8	9	14	13	6	9	4	5	4	4	6	5	7	8	7	10	7	136	food manufacturing machine
715	high/cold temperature environment			2		3		2	1	8	6	2	3	5	3	1	3	7	6	4	12	4	10	7	89	high/cold temperature environment
521	metal material			9		3		8	8	2	6	2	5	7	6	5	5	8	7	3	10	4	5	4	107	metal material

221	truck			6		2		5	8	3	6	4	3	7	2	5	6	5	5	8	4	5	7	4	95	truck
131	circular sawing machine			1		2		7	2	5	4	4	5	6	6	7	2	4	7	6	3	9	5	4	89	circular sawing machine
414	opening			4		1		2	2	3	6	4	5		1	6	2	4	5	3	2	4	2	4	60	opening
523	stone, sand, substance			2		4		1	1	4	2	1	1	3		3	3	5	2	2		4	2	4	44	stone, sand, substance
361	human power cranes					1		2					1						1			1		4	10	human power cranes
529	other materials			6		9		4	10	13	11	9	9	4	6	6	8	2	3	9	5	8	8	3	133	other materials
519	other hazards, harmful substances			4		9		8	6	4	4	1		7	5	3	4	4	2	4	3	2	3	3	76	other hazards, harmful substances
415	roof, beam, haze, crossbeam, principal rafter			7		3		3	5	4	3	6	4	2	4	8	2	4	1	1	1	2	3	3	66	roof, beam, haze, crossbeam, principal rafter
229	other powered conveying machines			3				1	2	1	3		3	2	1	2	2			1	1	4	1	3	30	other powered conveying machines
133	wood planer machine			5		1		1	1	1	2		1			2								3	17	wood planer machine
239	other vehicles			3		8		3	5	3	2	2	7	5	4	4	4		3	4	3	4	2	2	68	other vehicles
139	other woodworking machines			2					1		2	3	1	1	1	1	1	2	2	2	1	1	3	2	26	other woodworking machines
136	chain saw					1				2	2	1		3	1	2		3	2	1	2	1	2	2	25	chain saw
351	transmission			2					2			1					4		2		2			2	15	transmission
512	inflammable substance			3		1		1	2		1	1		3			1							2	15	inflammable substance

359	other electrical equipment			1						1				1		1	1				2	1	3	2	13	other electrical equipment
321	chemical facilities							1		1		1									1			2	6	chemical facilities
999	unclassifiable			9		11		14	3	10	17	11	7	17	10	4	4	4	2	9	4	1	3	1	141	unclassifiable
514	harmful substance			1		5		4	3	5	5	4	5	3	1	3	2	1	3	4	3	2	2	1	57	harmful substance
713	water			2		4		2		4	3	2		9	5	2	4			3	2	2	2	1	47	water
612	machine/equipment as load			3		1		2	4	1		2	4	3	3	1	1	1	2	1	3	7		1	40	machine/equipment as load
224	conveyor			9		1		3	3	2		1	4		1	2		1	1	1		2	1	1	33	conveyor
153	grinding machine, buffing machine			1					2	4	1	2	1		3	1								1	16	grinding machine, buffing machine
162	mixer, grinder			1				4	1			4		1			1		1			1	1	1	16	mixer, grinder
214	elevator, lift			1		1		4		1		1		1	1	1		1	1	1				1	15	elevator, lift
163	roll machine (except printingroll machine)			1				1	1				1	1	1				1			1	3	1	12	roll machine (except printingroll machine)
511	explosive substance					1		1		1	3		1		1			1	1	1				1	12	explosive substance
363	human power machine							2	1			1			1				1	1	2		1	1	11	human power machine
141	leveling, transporting or loading machine							1		2		1				1			1		1	1		1	9	leveling, transporting or loading machine
211	crane												1		1	1			2					1	6	crane
219	other powered crane											1		1	1		1							1	5	other powered crane

156	shearing machine										1		1		1										1	4	shearing machine
225	loader								1										1						1	3	loader
311	boiler																			1					1	2	boiler
349	other kiln, caldron																1								1	2	other kiln, caldron
212	mobile crane																								1	1	mobile crane
522	lumber, bamboo			4		2		3	8	2	8	1	3	4	5	4	3	4	4	2	4	3	1			65	lumber, bamboo
411	scaffolding			1				1	2	1	3	1	3		1	1	1	1	4	1	1		1			23	scaffolding
159	other metal manufacturing machines			5		3		1		3		2	1	1	1		1	1		1						20	other metal manufacturing machines
341	kiln, caldron			2		2		3	2	3	1	2		2			1			1						19	kiln, caldron
121	power transmission mechanism								2	1	2	1	1	1	1	1					2		1			13	power transmission mechanism
149	other construction machines			1				1	1				1		1	3	1	1	1							11	other construction machines
222	forklift					2					2	2	1		1		1				1					10	forklift
513	inflammable gas			1		1			1									4			1					8	inflammable gas
714	abnormal environment									1			1	1		1	1		1	1						7	abnormal environment
312	pressure vessel									1		2			2							1				6	pressure vessel
352	electric power facilities					1				1			1		1	1						1				6	electric power facilities
152	drill press, milling machine								1		2							1								4	drill press, milling machine
232	railway vehicle									1			1				1		1							4	railway vehicle

135	chamfering machine, router, woodworking milling machine			1															1	1					3	chamfering machine, router, woodworking milling machine
142	excavating machine					1					1					1									3	excavating machine
319	other pressure vessels			1		1		1																	3	other pressure vessels
515	radiation																			3					3	radiation
111	engine										1				1										2	engine
132	band sawing machine							1							1										2	band sawing machine
146	vehicle for high lift work							1										1							2	vehicle for high lift work
151	lathe								1									1							2	lathe
154	power press									2															2	power press
155	forging pressure hammer			1											1										2	forging pressure hammer
166	printing machine									1										1					2	printing machine
179	other mobile silviculture machine																				1		1		2	other mobile silviculture machine
223	railway equipment																	1	1						2	railway equipment
227	rough terrain hauler			1																1					2	rough terrain hauler
372	slinging tool												1								1				2	slinging tool
143	foundation work machine																1								1	foundation work machine

145	demolition machine											1														1	demolition machine
161	centrifugal machine																			1						1	centrifugal machine
164	injection molding machine									1																1	injection molding machine
331	gas welding equipment																		1							1	gas welding equipment
134	hollow chisel mortiser, wood borer																										hollow chisel mortiser, wood borer
144	hardening machine																										hardening machine
167	industrial robot																										industrial robot
171	felling machine																										felling machine
172	mobile logging machine																										mobile logging machine
173	skyline yarding machine																										skyline yarding machine
213	derrick crane																										derrick crane
215	cargo lifting appliance																										cargo lifting appliance
216	gondola																										gondola
217	lumberyard equipment, logging cableway																										lumberyard equipment, logging cableway
218	simple skyline yarding equipment																										simple skyline yarding equipment

226	straddle carrier																									straddle carrier
332	arc welding equipment																									arc welding equipment
339	other welding equipment																									other welding equipment
342	industrial dryer																									industrial dryer
412	timbering																									timbering
	total			662		638		826	773	843	851	806	808	800	820	839	825	848	899	986	989	1,068	1,200	1,560	17,041	total

Transition of fatal and non-fatal accidents in type of accidents in code no. 120109 other education/research service (1999-2021)

code	Type of accidents	1999	2000	2001	2002	2003	2004	2005	2006	2007	2008	2009	2010	2011	2012	2013	2014	2015	2016	2017	2018	2019	2020	2021	total	Type of accidents
02	falling to same level	168	166	201	173	181	198	258	222	243	252	229	261	225	273	276	302	304	320	321	360	370	394	467	6,164	falling to same level
19	reaction to motion/improper motion	89	91	102	86	118	114	135	139	132	155	159	137	151	132	139	135	131	151	190	179	224	195	288	3,372	reaction to motion/improper motion
90	others	12	14	18	7	11	29	57	20	25	16	17	22	21	20	19	16	33	18	29	30	24	128	274	860	others
01	fall from height	72	91	101	104	96	119	119	138	140	141	138	133	122	139	158	146	141	161	182	160	168	191	226	3,186	fall from height
03	crash	23	30	22	30	30	44	32	29	34	42	45	45	45	56	41	33	35	49	45	41	59	60	78	948	crash
06	crashed by	20	26	28	23	11	36	23	30	28	41	37	33	32	35	35	44	33	36	40	42	49	52	54	788	crashed by
08	cut	57	53	69	66	53	72	73	68	96	62	72	63	56	49	51	42	42	59	66	52	56	59	48	1,384	cut
07	caught in/between	42	34	35	32	27	34	37	35	30	33	35	25	27	32	35	26	35	31	24	33	32	42	45	761	caught in/between
04	struck by flying or falling object	30	22	23	25	26	22	25	31	22	22	18	22	38	32	24	18	17	15	20	26	23	22	24	547	struck by flying or falling object

17	traffic accident (public road)	20	23	29	37	25	21	27	24	42	31	13	26	26	25	31	33	34	26	27	26	26	21	19	612	traffic accident (public road)
11	contact to high/low-temperature	22	17	15	20	22	16	16	15	21	20	19	14	17	14	11	16	19	12	10	18	16	20	17	387	contact to high/low-temperature
05	collapse	6	6	4	7	7	3	5	11	10	15	6	6	11	3	4	4	5	7	7	8	10	5	6	156	collapse
99	unclassifiable	4	5	7	9	7	9	7	3	5	9	4	9	6	3	4	4	4	3	4	4	4	2	6	122	unclassifiable
12	contact to harmful substance	8	5	3	6	8	4	7	5	8	5	5	4	9	3	4	3	5	4	13	3	4	6	4	126	contact to harmful substance
14	explosion	1	3			5	5	2		2	3		1		1		1	5	2	1	2		1	1	36	explosion
15	burst	1	4	1	4	2	1	2		1	1	3	3				1	1	1	1	1	1		1	30	burst
09	injury to the sole of the foot		4	2		1	1		1	2	1	1	2	2	1	1		2	1	1	2	1	1	1	28	injury to the sole of the foot
13	electric shock				1	1						1	1	1						1				1	7	electric shock
18	traffic accident (others)	4	2	1	3	5				2	1	2	1	2		4	1	1	3	2	1	1	1		37	traffic accident (others)
10	drown	2	1			2	1	1			1	1		7	1	1				2	1				21	drown
16	fire	1		1			1		2			1		2	1	1		1							11	fire
	total	582	597	662	633	638	730	826	773	843	851	806	808	800	820	839	825	848	899	986	989	1,068	1,200	1,560	19,583	total

Transition of fatal and non-fatal accidents in workers ages in code no. 120109 other education/research service (1999-2021)

code	Age	1999	2000	2001	2002	2003	2004	2005	2006	2007	2008	2009	2010	2011	2012	2013	2014	2015	2016	2017	2018	2019	2020	2021	total	Age
6	60 years old or more	151	140	146	142	127	153	151	154	162	178	196	165	181	204	226	210	223	241	291	286	306	390	484	4,907	60 years old or more

5	50-59	115	126	141	161	149	186	190	208	242	223	210	223	216	234	233	242	253	250	262	273	292	303	396	5,128	50-59
4	40-49	126	107	134	125	135	150	165	154	170	169	161	182	187	150	151	165	167	184	196	203	224	234	269	3,908	40-49
2	20-29	102	113	135	122	104	103	175	126	119	138	95	99	88	89	96	81	100	78	100	105	109	143	207	2,627	20-29
3	30-39	82	107	102	81	120	136	140	124	144	140	143	134	124	137	130	124	103	146	131	115	131	126	197	2,917	30-39
1	19 years old or less	6	4	4	2	3	2	5	7	6	3	1	5	4	6	3	3	2		6	7	6	4	7	96	19 years old or less
	total	582	597	662	633	638	730	826	773	843	851	806	808	800	820	839	825	848	899	986	989	1,068	1,200	1,560	19,583	total

Transition of fatal and non-fatal accidents in workers scales in code no. 120109 other education/research service (1999-2021)

code	Workers scale	1999	2000	2001	2002	2003	2004	2005	2006	2007	2008	2009	2010	2011	2012	2013	2014	2015	2016	2017	2018	2019	2020	2021	total	Workers scale
2	10-29	173	155	171	187	164	187	188	206	205	215	192	206	188	189	195	218	224	234	256	246	267	282	438	4,986	10-29
3	30-49	71	85	99	93	106	118	111	98	126	141	122	116	106	125	116	142	111	116	172	175	194	228	315	3,086	30-49
4	50-99	61	85	81	69	78	72	87	87	91	92	96	81	95	89	107	90	112	98	111	119	143	180	221	2,345	50-99
6	300 workers or more	70	66	74	79	69	126	176	127	137	120	124	140	155	153	126	134	144	190	169	183	174	175	207	3,118	300 workers or more
1	9 workers or less	114	147	144	128	142	148	159	158	177	159	166	182	162	164	175	137	153	152	143	140	166	201	204	3,621	9 workers or less
5	100-299	93	59	93	77	79	79	105	97	107	124	106	83	94	100	120	104	104	109	135	126	124	134	175	2,427	100-299
	total	582	597	662	633	638	730	826	773	843	851	806	808	800	820	839	825	848	899	986	989	1,068	1,200	1,560	19,583	total

Transition of fatal and non-fatal accidents in months in code no. 120109 other education/research service (1999-2021)

code	Month	1999	2000	2001	2002	2003	2004	2005	2006	2007	2008	2009	2010	2011	2012	2013	2014	2015	2016	2017	2018	2019	2020	2021	total	Month
4	April	41	38	57	35	49	75	58	55	69	70	74	64	64	65	75	60	99	61	92	71	79	84	172	1,607	April
1	January	41	53	58	53	54	61	84	74	74	78	70	76	75	89	70	69	85	96	79	102	81	94	156	1,772	January
6	June	57	65	43	61	68	65	82	79	74	73	83	77	75	71	67	79	76	92	92	95	105	147	147	1,873	June
8	August	55	43	45	53	51	34	38	57	66	54	52	57	59	54	45	46	49	74	77	72	83	85	146	1,395	August

5	May	50	68	76	56	55	55	62	81	87	76	70	87	72	74	86	72	78	76	69	108	86	61	142	1,747	May
10	October	48	57	50	70	59	61	63	70	71	80	62	68	73	67	77	56	72	80	88	76	121	106	129	1,704	October
9	September	59	56	64	56	56	74	77	76	82	89	70	76	63	70	68	84	60	82	92	76	93	115	125	1,763	September
3	March	50	34	38	50	33	56	67	47	62	57	66	62	76	56	56	63	70	58	66	77	67	73	120	1,404	March
7	July	53	55	60	66	51	56	109	56	83	74	82	69	51	71	61	77	66	76	77	83	92	116	119	1,703	July
2	February	56	44	53	41	68	59	67	64	58	81	55	63	78	78	94	90	80	70	93	91	81	76	108	1,648	February
11	November	39	45	65	55	48	77	62	69	65	62	71	61	62	65	81	67	59	86	81	69	97	97	101	1,584	November
12	December	33	39	53	37	46	57	57	45	52	57	51	48	52	60	59	62	54	48	80	69	83	146	95	1,383	December
	total	582	597	662	633	638	730	826	773	843	851	806	808	800	820	839	825	848	899	986	989	1,068	1,200	1,560	19,583	total

Transition of fatal and non-fatal accidents in prefectures in code no. 120109 other education/research service (1999-2021)

code	Prefecture	1999	2000	2001	2002	2003	2004	2005	2006	2007	2008	2009	2010	2011	2012	2013	2014	2015	2016	2017	2018	2019	2020	2021	total	Prefecture
27	Osaka	56	71	43		54		66	52	62	71	56	67	38	46	43	51	67	74	68	71	75	76	131	1,338	Osaka
13	Tokyo	51	45	84		53		65	51	75	77	63	73	89	82	78	80	71	99	103	87	72	104	119	1,621	Tokyo
14	Kanagawa	19	28	30		46		81	37	60	87	61	57	54	60	59	62	70	65	64	65	81	71	94	1,251	Kanagawa
12	Chiba	25	18	34		29		41	58	46	50	29	47	33	29	31	37	39	34	36	45	49	74	82	866	Chiba
11	Saitama	23	36	33		42		37	36	50	43	40	32	46	45	57	48	26	36	40	42	45	51	78	886	Saitama
28	Hyogo	19	15	18		28		41	37	38	54	37	34	41	39	27	20	32	22	34	35	38	42	68	719	Hyogo
1	Hokkaido	26	22	20		19		50	41	62	36	40	38	36	34	37	36	37	51	57	47	71	53	67	880	Hokkaido
23	Aichi	22	30	24		24		39	36	27	37	48	34	32	33	29	42	37	44	35	37	46	65	65	786	Aichi
40	Fukuoka	20	39	41		22		28	27	26	32	29	29	25	30	35	26	34	34	39	36	31	43	61	687	Fukuoka
8	Ibaraki	10	13	21		17		26	28	29	21	41	32	35	32	33	31	35	37	38	35	44	28	57	643	Ibaraki
4	Miyagi	14	12	15		9		7	13	16	12	15	16	20	33	26	16	17	9	15	27	22	33	50	397	Miyagi
22	Shizuoka	44	33	32		30		30	31	25	25	18	19	29	21	21	33	35	28	37	30	35	32	49	637	Shizuoka

15	Niigata	8	4	12		10		20	23	12	14	15	13	16	12	19	17	16	9	18	15	27	25	40	345	Niigata
10	Gunma	20	18	10		15		19	11	17	11	15	23	15	9	17	13	15	19	28	19	28	29	35	386	Gunma
24	Mie	11	6	5		5		8	16	10	20	18	12	19	17	14	20	12	16	24	33	22	28	34	350	Mie
20	Nagano	10	8	12		11		11	8	15	17	16	11	17	13	28	12	17	17	10	12	17	28	31	321	Nagano
46	Kagoshima	7	7	11		4		5	6	13	4	5	4	10	13	11	12	19	19	16	18	20	30	31	265	Kagoshima
34	Hiroshima	12	20	18		11		19	18	18	21	23	18	21	28	17	20	12	22	24	28	39	31	29	449	Hiroshima
21	Gifu	12	11	11		2		16	14	7	6	10	11	13	14	11	13	19	18	11	10	17	15	29	270	Gifu
17	Ishikawa	15	4	7		7		14	6	7	5	9	19	7	15	13	11	6	11	14	17	11	18	29	245	Ishikawa
9	Tochigi	5	10	13		13		17	11	12	11	10	13	20	14	15	18	19	16	19	23	18	23	26	326	Tochigi
43	Kumamoto	8	7	14		19		10	12	13	21	16	17	7	9	10	8	7	17	13	9	13	18	24	272	Kumamoto
7	Fukushima	12	14	7		7		15	14	11	8	14	10	10	8	16	13	9	10	8	13	15	16	23	253	Fukushima
26	Kyoto	22	19	21		15		23	25	37	26	12	30	23	23	24	18	31	16	23	34	23	22	22	489	Kyoto
5	Akita	9	4	2		8		4	6	8	6	11	5	3	4	8	5	10	8	3	12	11	16	21	164	Akita
16	Toyama	4	4	3		6		9	5	6	10	8	2	6	9	3	6	10	7	8	7	7	16	21	157	Toyama
47	Okinawa	4	1	4		4		4	6	5	6	4	4	6	7	4	3	11	13	22	5	9	12	20	154	Okinawa
33	Okayama	11	5	13		14		11	14	9	18	14	21	13	16	8	15	18	8	16	12	18	34	17	305	Okayama
38	Ehime	1	1	4		1		6	5	3	5	5	5	3	4	4	4	3	6	11	7	18	15	17	128	Ehime
6	Yamagata	5	4	3		11		10	11	9	3	6	6	12	5	12	3	11	7	11	12	10	7	16	174	Yamagata
29	Nara	1	4	7		7		6	4	9	6	7	5	3	9	5	11	6	8	8	8	10	7	15	146	Nara
39	Kochi	2	3	4		6		7	5	8	4	10	9	3	7	8	6	1	6	4	12	8	10	15	138	Kochi
19	Yamanashi	2	1	4		5		2	4	2	1	3	2	1	5	9	7	9	8	3	3	6	4	15	96	Yamanashi
2	Aomori	7	4	5		6		5	9	4	5	5	8	6	10	20	8	11	9	8	5	7	8	13	163	Aomori
42	Nagasaki	10	3	7		8		8	11	10	11	8	2	7	7	7	6	2	11	13	13	9	9	12	174	Nagasaki
41	Saga	6	2	1		1		2	6	5	6	9	10	6	4	6	8	5	3	9	14	13	6	12	134	Saga

35	Yamaguchi	7	5	3		8		3	9	9	11	9	8	9	15	11	14	7	14	10	11	7	9	11	190	Yamaguchi
36	Tokushima	4	7	3		7		5	4	4		9	4	4	8	1	2	1	6	9	11	8	7	11	115	Tokushima
3	Iwate	8	10	7		10		10	6	8	4	6	12	15	11	17	22	11	10	15	15	12	18	10	237	Iwate
30	Wakayama	5	10	2		8		7	4	5	5	11	6	7	6	2	3	3	7	7	6	9	4	10	127	Wakayama
37	Kagawa	5	4	7		4		7	4	7	9	7	5	8	4	6	6	4	11	8	16	11	12	9	154	Kagawa
44	Oita	4	9	10		11		6	9	14	7	2	7	5	3	8	5	5	5	9	7	5	8	9	148	Oita
32	Shimane	6	3	4		3		6	9	8	3	8	5	8	2	5	10	4	4	11	7	11	13	8	138	Shimane
25	Shiga	1	4	3		1		6	7	5	6	8	3	6	7	1	9	10	5	9	4	7	8	8	118	Shiga
45	Miyazaki	3	5	10		5		7	9	10	4	6	6	7	5	7	6	11	8	8	4	8	8	6	143	Miyazaki
18	Fukui	3	6	14		6		3	7	6	7	3	9	2	8	3	5	7	7	8	7	2	7	5	125	Fukui
31	Tottori	3	8	6		6		4	8	1	5	7	5	4	5	13	4	6	5	2	3	3	7	5	110	Tottori
	total	582	597	662		638		826	773	843	851	806	808	800	820	839	825	848	899	986	989	1,068	1,200	1,560	18,220	total

Data source : https://anzeninfo.mhlw.go.jp/user/anzen/tok/anst00.htm

Return to https://www.jisha.or.jp/english/statistics/202211_23.html