Transition of fatal and non-fatal accidents in each element like as causal agents, type of accidents, etc. in code no. 1303 other health and hygiene service (1999-2021)

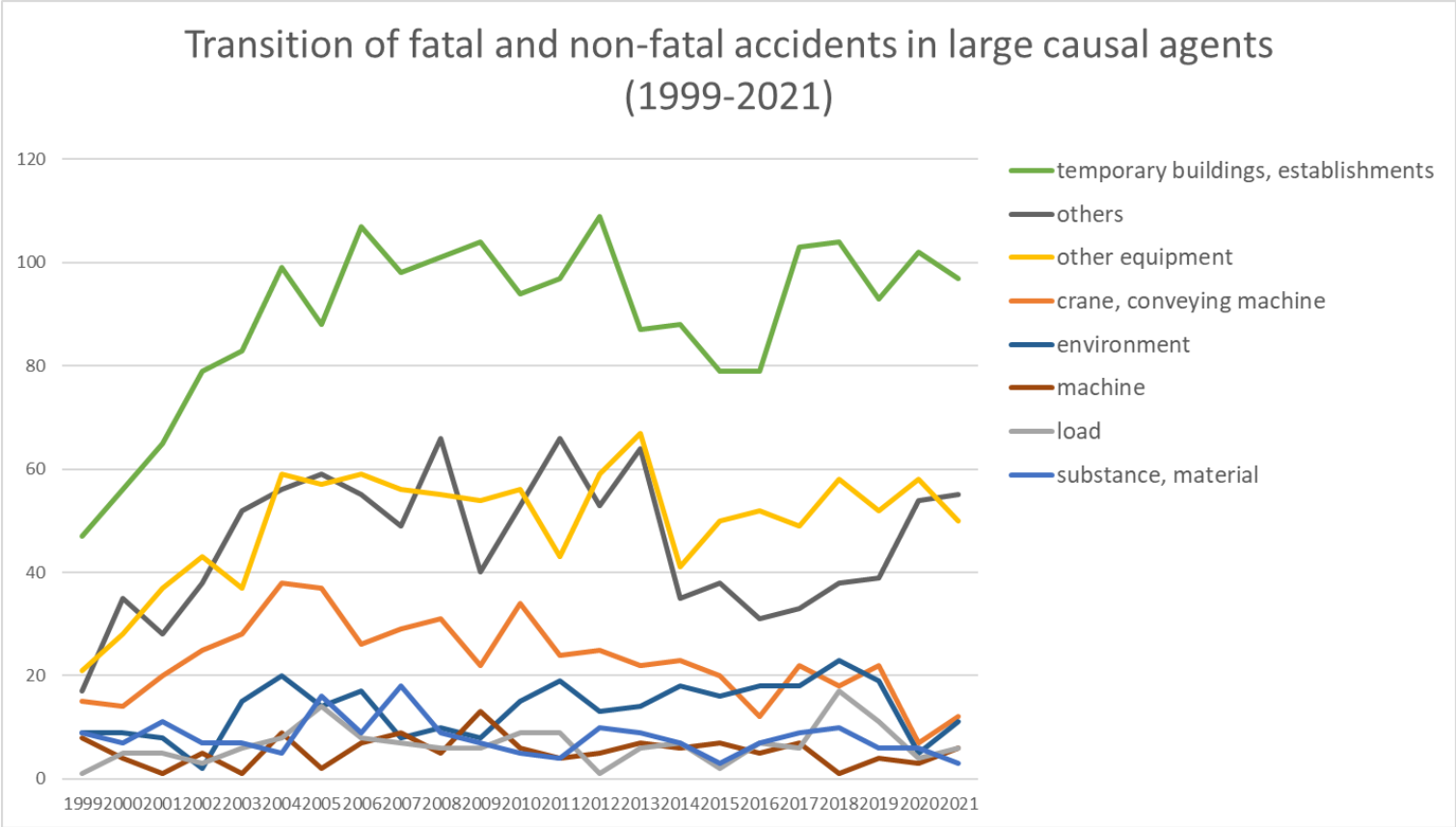

Transition of fatal and non-fatal accidents in large causal agents in code no. 1303 other health and hygiene service (1999-2021)

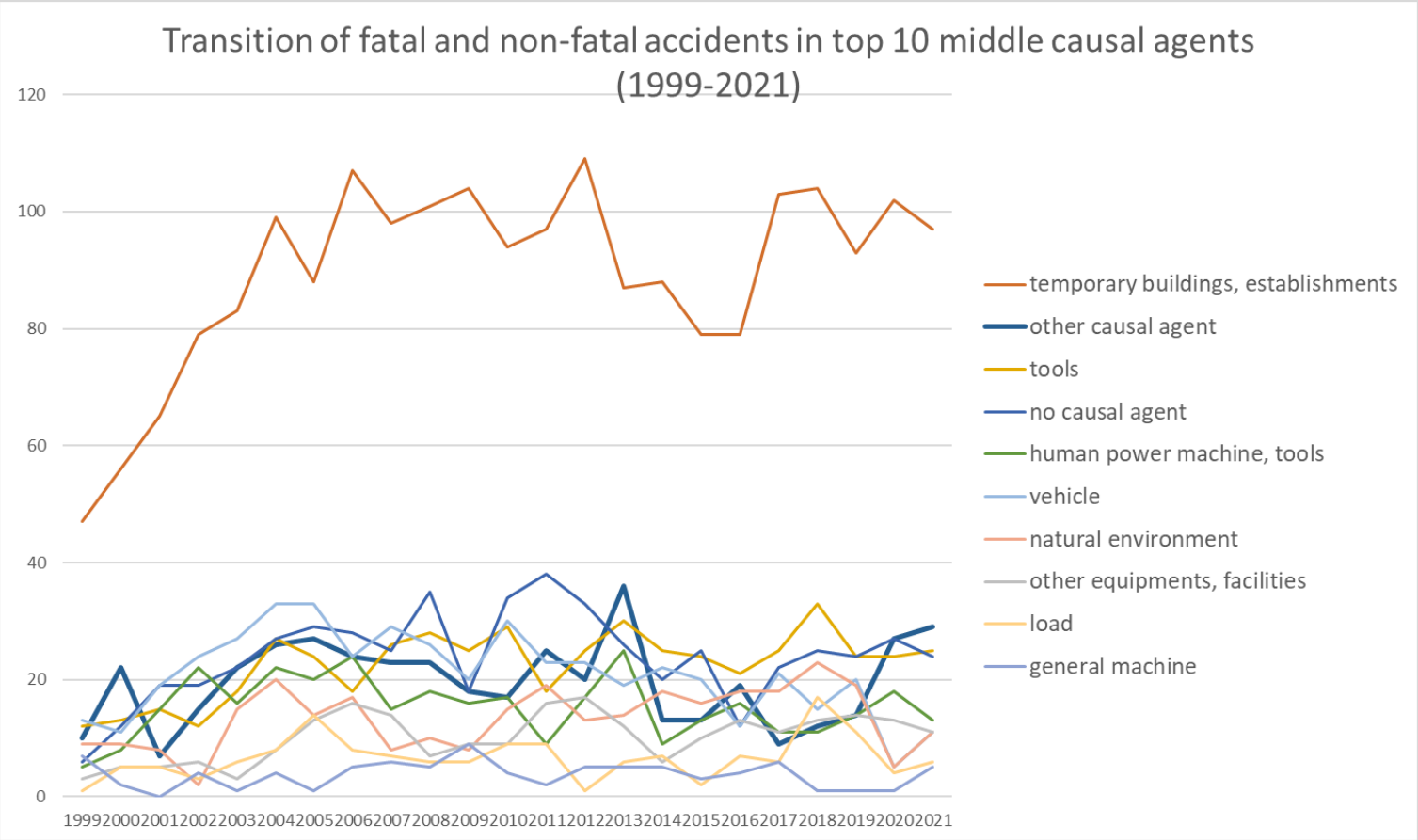

Transition of fatal and non-fatal accidents in middle causal agents in code no. 1303 other health and hygiene service (1999-2021)

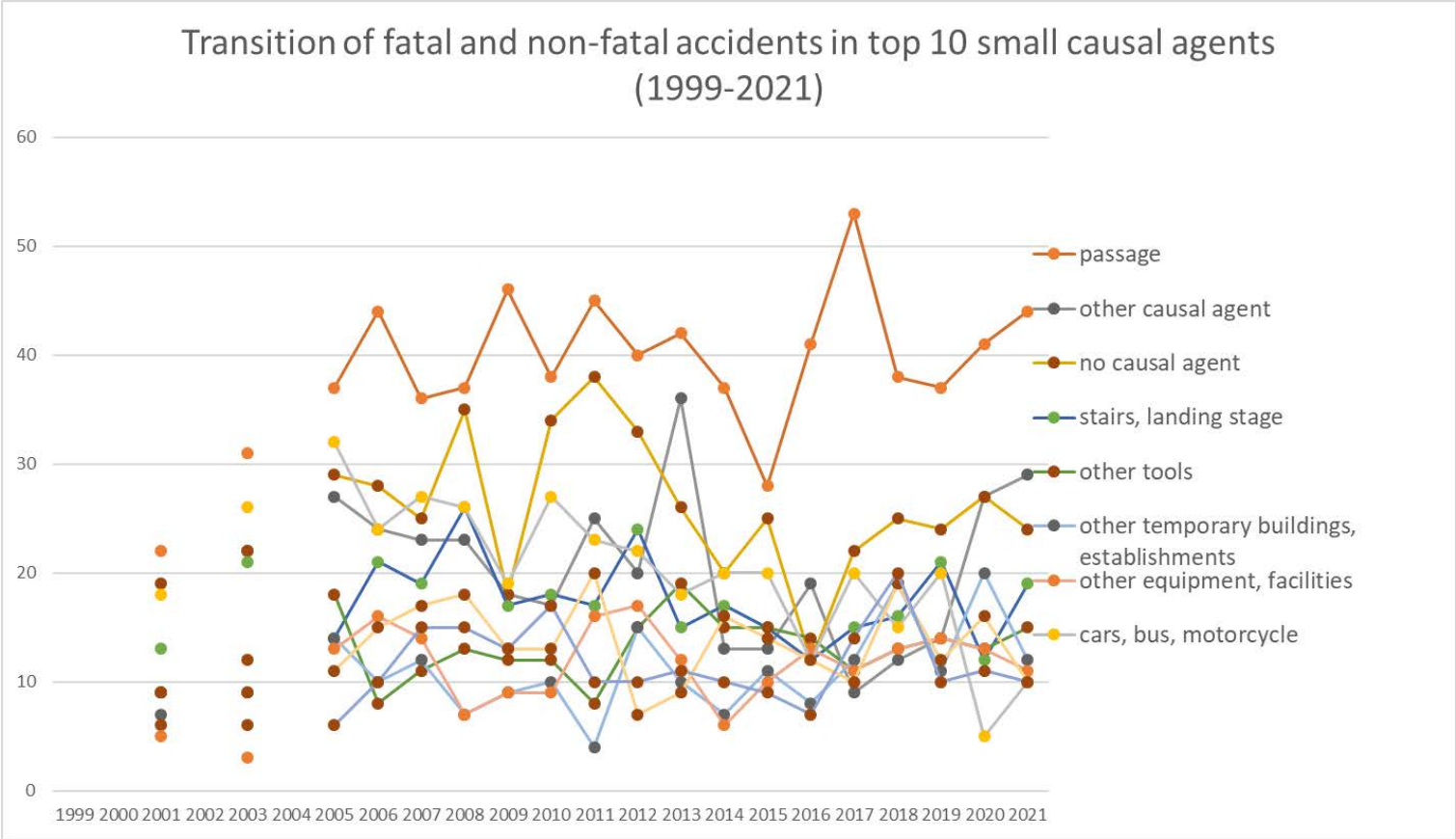

Transition of fatal and non-fatal accidents in small causal agents in code no. 1303 other health and hygiene service (1999-2021)

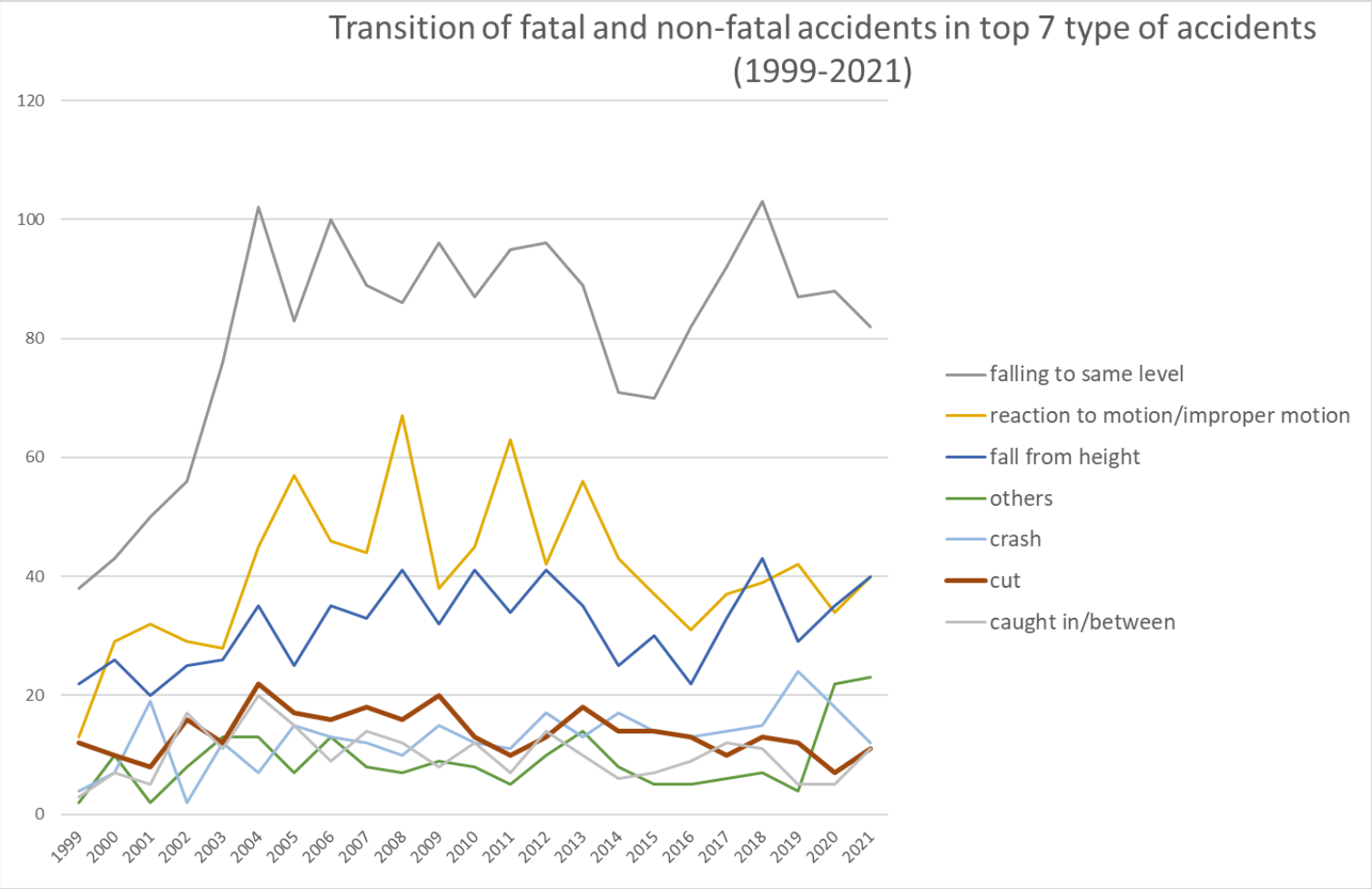

Transition of fatal and non-fatal accidents in type of accidents in code no. 1303 other health and hygiene service (1999-2021)

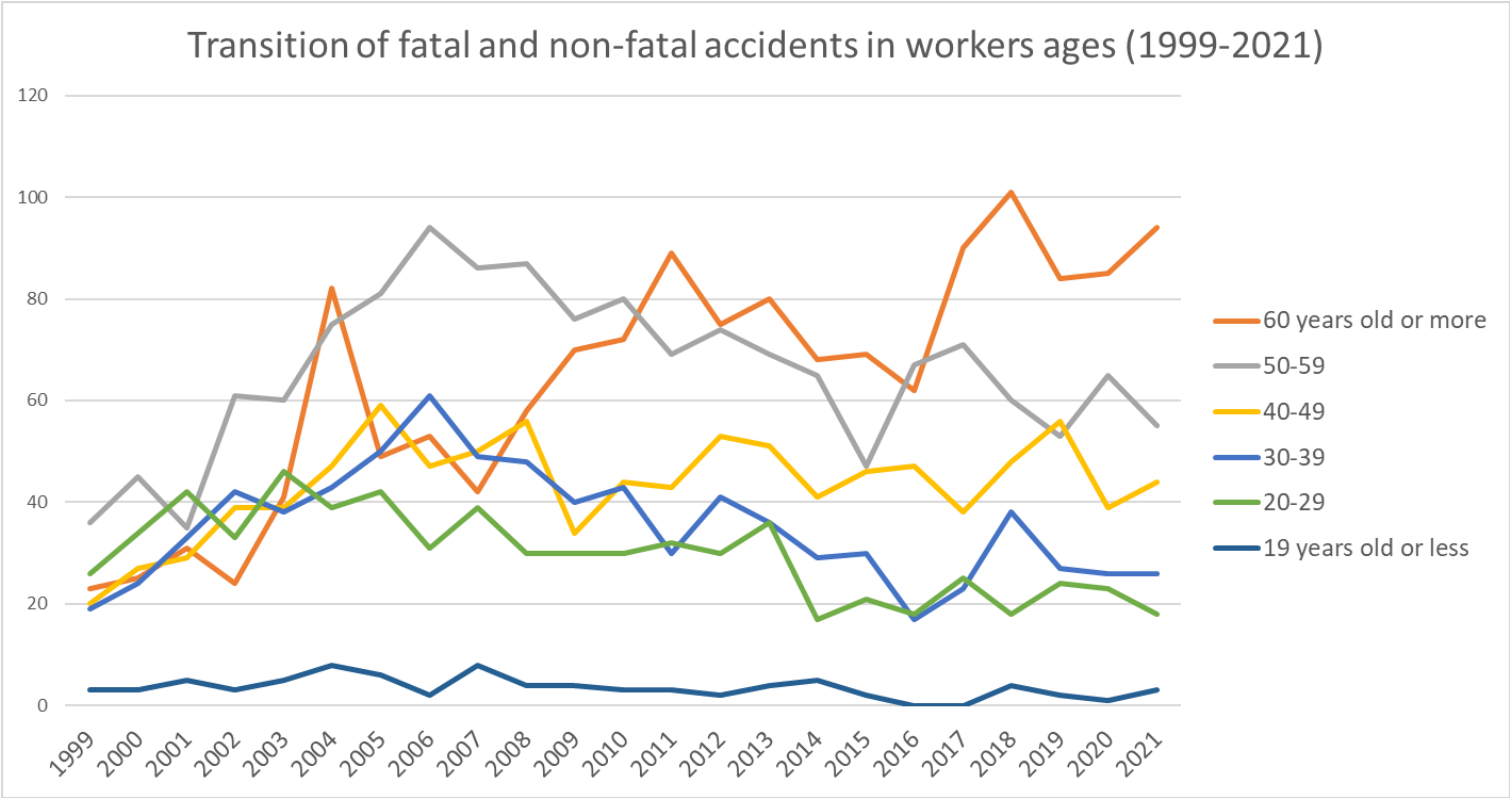

Transition of fatal and non-fatal accidents in workers ages in code no. 1303 other health and hygiene service (1999-2021)

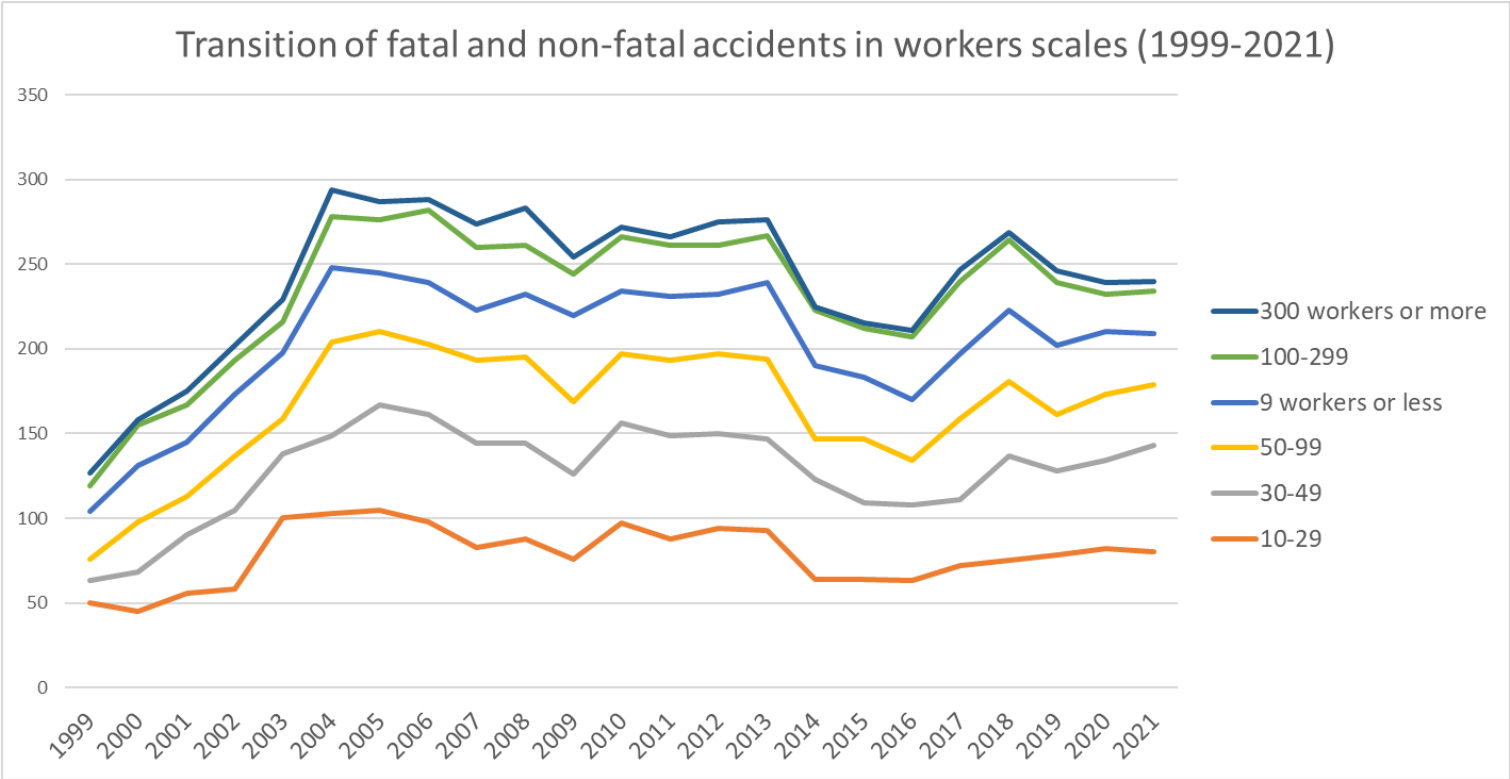

Transition of fatal and non-fatal accidents in workers scales in code no. 1303 other health and hygiene service (1999-2021)

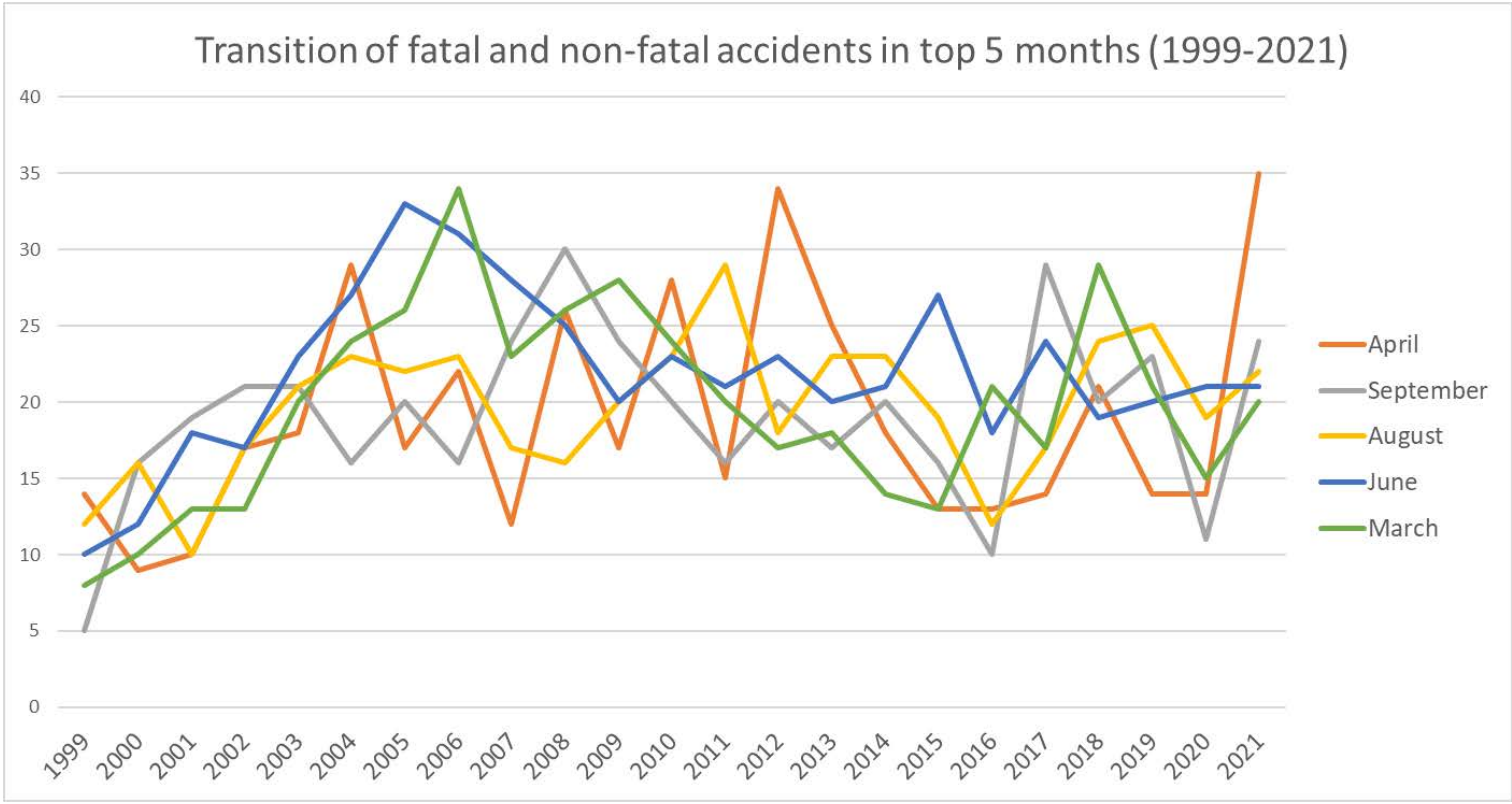

Transition of fatal and non-fatal accidents in months in code no. 1303 other health and hygiene service (1999-2021)

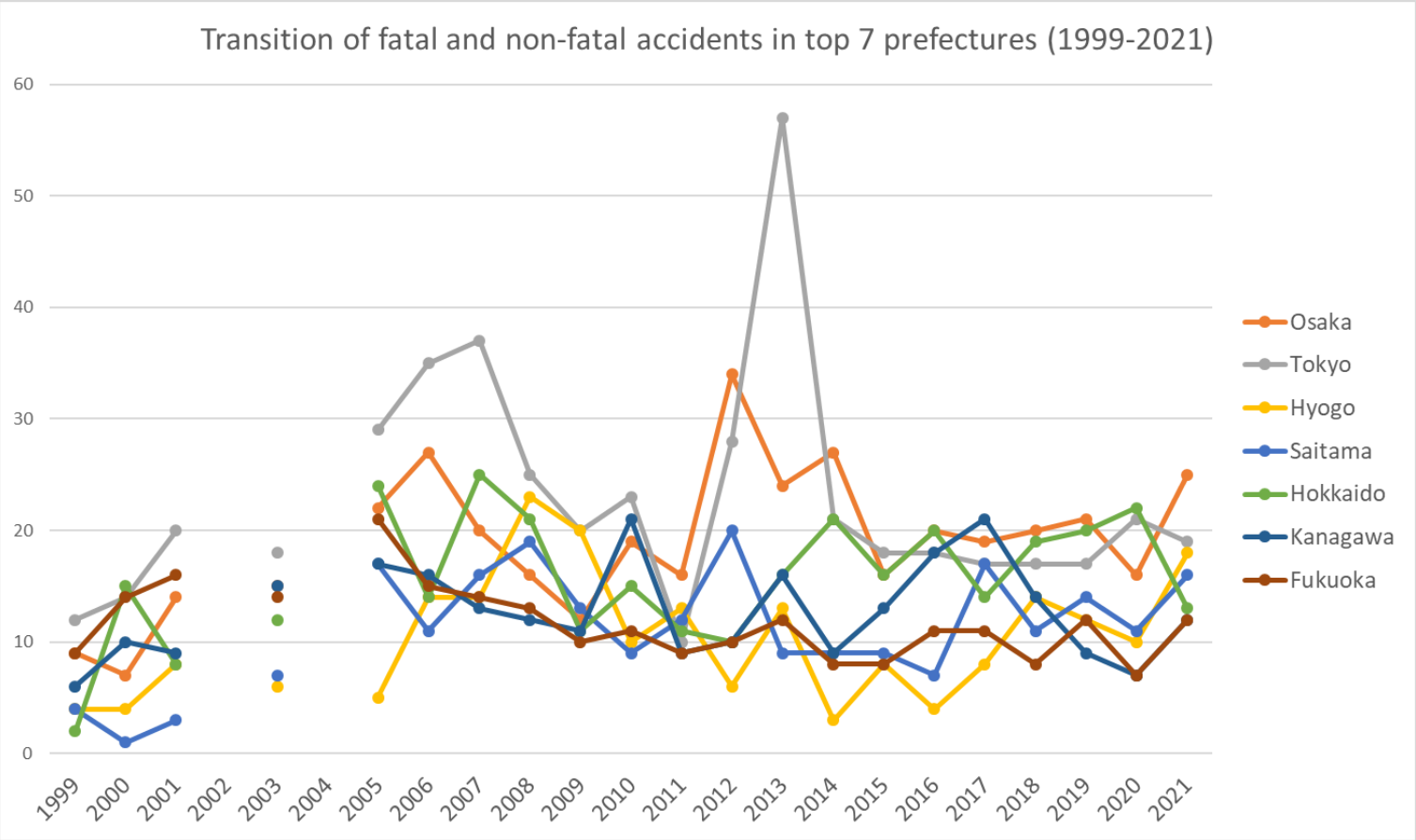

Transition of fatal and non-fatal accidents in prefectures in code no. 1303 other health and hygiene service (1999-2021)

Transition of fatal and non-fatal accidents in large causal agents in code no. 1303 other health and hygiene service (1999-2021)

code	Causal (L) agents	1999	2000	2001	2002	2003	2004	2005	2006	2007	2008	2009	2010	2011	2012	2013	2014	2015	2016	2017	2018	2019	2020	2021	total	Causal (L) agents
4	temporary buildings, establishments	47	56	65	79	83	99	88	107	98	101	104	94	97	109	87	88	79	79	103	104	93	102	97	2,059	temporary buildings, establishments
9	others	17	35	28	38	52	56	59	55	49	66	40	53	66	53	64	35	38	31	33	38	39	54	55	1,054	others
3	other equipment	21	28	37	43	37	59	57	59	56	55	54	56	43	59	67	41	50	52	49	58	52	58	50	1,141	other

																										equipment
2	crane, conveying machine	15	14	20	25	28	38	37	26	29	31	22	34	24	25	22	23	20	12	22	18	22	7	12	526	crane, conveying machine
7	environment	9	9	8	2	15	20	14	17	8	10	8	15	19	13	14	18	16	18	18	23	19	5	11	309	environment
1	machine	8	4	1	5	1	9	2	7	9	5	13	6	4	5	7	6	7	5	7	1	4	3	6	125	machine
6	load	1	5	5	3	6	8	14	8	7	6	6	9	9	1	6	7	2	7	6	17	11	4	6	154	load
5	substance, material	9	7	11	7	7	5	16	9	18	9	7	5	4	10	9	7	3	7	9	10	6	6	3	184	substance, material
	total	127	158	175	202	229	294	287	288	274	283	254	272	266	275	276	225	215	211	247	269	246	239	240	5,552	total

Transition of fatal and non-fatal accidents in middle causal agents in code no. 1303 other health and hygiene service (1999-2021)

code	Causal (M) agents	1999	2000	2001	2002	2003	2004	2005	2006	2007	2008	2009	2010	2011	2012	2013	2014	2015	2016	2017	2018	2019	2020	2021	total	Causal (M) agents
41	temporary buildings, establishments	47	56	65	79	83	99	88	107	98	101	104	94	97	109	87	88	79	79	103	104	93	102	97	2,059	temporary buildings, establishments
91	other causal agent	10	22	7	15	22	26	27	24	23	23	18	17	25	20	36	13	13	19	9	12	14	27	29	451	other causal agent
37	tools	12	13	15	12	18	27	24	18	26	28	25	29	18	25	30	25	24	21	25	33	24	24	25	521	tools
92	no causal agent	6	12	19	19	22	27	29	28	25	35	18	34	38	33	26	20	25	12	22	25	24	27	24	550	no causal agent
36	human power machine, tools	5	8	15	22	16	22	20	24	15	18	16	17	9	17	25	9	13	16	11	11	14	18	13	354	human power machine, tools
23	vehicle	13	11	19	24	27	33	33	24	29	26	20	30	23	23	19	22	20	12	21	15	20	5	11	480	vehicle

71	natural environment	9	9	8	2	15	20	14	17	8	10	8	15	19	13	14	18	16	18	18	23	19	5	11	309	natural environment
39	other equipments, facilities	3	5	5	6	3	8	13	16	14	7	9	9	16	17	12	6	10	13	11	13	14	13	11	234	other equipments, facilities
61	load	1	5	5	3	6	8	14	8	7	6	6	9	9	1	6	7	2	7	6	17	11	4	6	154	load
16	general machine	7	2		4	1	4	1	5	6	5	9	4	2	5	5	5	3	4	6	1	1	1	5	86	general machine
52	materials	7	4	6	6	6	5	13	5	11	4	6	3	4	7	6	6	2	5	5	7	5	5	3	131	materials
99	unclassifiable	1	1	2	4	8	3	3	3	1	8	4	2	3		2	2			2	1	1		2	53	unclassifiable
22	conveying machine	2	3	1	1	1	3	2	2		3	2	4	1	1	3	1			1	3	2	2	1	39	conveying machine
13	woodworking machine	1					2		1	2		2	1			1	1	1	1	1		1	1	1	17	woodworking machine
31	pressure vessel										1	4					1	2	1		1		1	1	12	pressure vessel
51	hazards, harmful substances	2	3	5	1	1		3	4	7	5	1	2		3	3	1	1	2	4	3	1	1		53	hazards, harmful substances
14	construction machine		1	1	1		1	1		1				2		1						2			11	construction machine
35	electric equipment		1		1		2				1		1						1	2			2		11	electric equipment
34	kiln, caldron	1	1	2	1				1	1								1							8	kiln, caldron
21	crane						2	2			2				1										7	crane
																										metal

15	metal manufacturing machine		1				2					2						1							6	manufacturing machine
12	power transmission mechanism								1				1					2							4	power transmission mechanism
17	mobile silviculture machine																						1		1	mobile silviculture machine
32	chemical facilities				1																				1	chemical facilities
11	engine																									engine
33	welding equipment																									welding equipment
	total	127	158	175	202	229	294	287	288	274	283	254	272	266	275	276	225	215	211	247	269	246	239	240	5,552	total

Transition of fatal and non-fatal accidents in small causal agents in code no. 1303 other health and hygiene service (1999-2021)

code	Causal (S) agents	1999	2000	2001	2002	2003	2004	2005	2006	2007	2008	2009	2010	2011	2012	2013	2014	2015	2016	2017	2018	2019	2020	2021	total	Causal (S) agents
417	passage			22		31		37	44	36	37	46	38	45	40	42	37	28	41	53	38	37	41	44	737	passage
911	other causal agent			7		22		27	24	23	23	18	17	25	20	36	13	13	19	9	12	14	27	29	378	other causal agent
921	no causal agent			19		22		29	28	25	35	18	34	38	33	26	20	25	12	22	25	24	27	24	486	no causal agent
413	stairs, landing stage			13		21		14	21	19	26	17	18	17	24	15	17	15	12	15	16	21	12	19	332	stairs, landing stage
379	other tools			6		6		18	8	11	13	12	12	8	15	19	15	15	14	11	13	14	13	15	238	other tools
419	other temporary buildings, establishments			9		9		14	10	12	7	9	10	4	15	10	7	11	8	12	19	11	20	12	209	other temporary buildings, establishments

391	other equipment, facilities			5		3		13	16	14	7	9	9	16	17	12	6	10	13	11	13	14	13	11	212	other equipment, facilities
231	cars, bus, motorcycle			18		26		32	24	27	26	19	27	23	22	18	20	20	12	20	15	20	5	10	384	cars, bus, motorcycle
416	working platform, boot board			9		9		11	15	17	18	13	13	20	7	9	16	14	12	10	19	12	16	10	250	working platform, boot board
371	ladder			9		12		6	10	15	15	13	17	10	10	11	10	9	7	14	20	10	11	10	219	ladder
719	other environments			7		12		10	13	7	9	6	13	13	11	7	16	13	17	16	19	14	4	10	217	other environments
362	human power hauling equipment			9		6		12	13	7	10	9	9	3	9	18	7	5	11	5	5	8	12	10	168	human power hauling equipment
418	building, establishment			11		12		11	17	14	11	18	12	9	17	11	9	10	4	11	10	10	10	8	215	building, establishment
611	load			5		5		13	7	6	6	6	9	9	1	6	7	2	7	6	17	11	4	6	133	load
364	hand tool			5		9		8	11	7	7	7	8	6	7	7	2	8	4	6	6	6	6	3	123	hand tool
165	food manufacturing machine								1	4	2	4	3	2	2	2	2	1	2	4			1	3	33	food manufacturing machine
414	opening														1						1	1	2	3	8	opening
529	other materials			2		3		7	5	9	1	4	2	2	7	3	5	1	3	2	3	4	3	2	68	other materials
999	unclassifiable			2		8		3	3	1	8	4	2	3		2	2			2	1	1		2	44	unclassifiable
169	other general power machines					1		1	3	2	3	5	1		2	3	3	2	2	2	1	1		2	34	other general power machines
415	roof, beam, haze, crossbeam, principal rafter			1				1			2	1	2	2	4		1			1	1	1	1	1	19	roof, beam, haze, crossbeam, principal rafter

521	metal material			1		1		2		2	1	1	1			2		1	1	1	2			1	17	metal material
711	natural ground, rock					1		2	3						1	2		2		2	1	1	1	1	17	natural ground, rock
131	circular sawing machine											2	1			1	1			1		1	1	1	9	circular sawing machine
319	other pressure vessels										1	4						1	1					1	8	other pressure vessels
229	other powered conveying machines							1	1											1			1	1	5	other powered conveying machines
232	railway vehicle															1								1	2	railway vehicle
514	harmful substance			4				1	2		1		1		2	1		1	2	3	2	1			21	harmful substance
221	truck					1		1	1		3	2	3	1	1	2	1				1	1	1		19	truck
522	lumber, bamboo			2		1		2			1	1		2		1	1		1	1	2		1		16	lumber, bamboo
519	other hazards, harmful substances					1		1	2	2	3	1				2	1			1	1				15	other hazards, harmful substances
715	high/cold temperature environment					2		1				1	1	1		5	1				1	1			14	high/cold temperature environment
239	other vehicles			1		1		1		2		1	3		1		2			1					13	other vehicles
713	water			1				1			1			4				1	1		1	2			12	water
513	inflammable gas			1				1		5													1		8	inflammable gas
523	stone, sand, substance			1		1		2			1									1		1	1		8	stone, sand, substance
411	scaffolding					1							1		1		1		2	1					7	scaffolding
351	transmission										1		1						1	1			2		6	transmission

712	standing tree								1	1		1			1		1					1			6	standing tree
363	human power machine			1						1	1				1				1						5	human power machine
121	power transmission mechanism								1				1					2							4	power transmission mechanism
136	chain saw									2								1	1						4	chain saw
214	elevator, lift							1			2				1										4	elevator, lift
612	machine/equipment as load					1		1	1	1															4	machine/equipment as load
142	excavating machine							1		1												1			3	excavating machine
149	other construction machines			1										1								1			3	other construction machines
222	forklift			1																	1	1			3	forklift
224	conveyor												1			1					1				3	conveyor
311	boiler																1				1		1		3	boiler
341	kiln, caldron			1					1	1															3	kiln, caldron
714	abnormal environment												1	1							1				3	abnormal environment
159	other metal manufacturing machines											2													2	other metal manufacturing machines
342	industrial dryer			1														1							2	industrial dryer
512	inflammable substance												1		1										2	inflammable substance

139	other woodworking machines								1																	1	other woodworking machines
143	foundation work machine															1										1	foundation work machine
146	vehicle for high lift work													1												1	vehicle for high lift work
153	grinding machine, buffing machine																	1								1	grinding machine, buffing machine
162	mixer, grinder														1											1	mixer, grinder
163	roll machine (except printingroll machine)								1																	1	roll machine (except printingroll machine)
179	other mobile silviculture machine																							1		1	other mobile silviculture machine
212	mobile crane							1																		1	mobile crane
312	pressure vessel																	1								1	pressure vessel
359	other electrical equipment																			1						1	other electrical equipment
361	human power cranes					1																				1	human power cranes
412	timbering																	1								1	timbering
515	radiation										1															1	radiation
111	engine																										engine
132	band sawing machine																										band sawing machine

133	wood planer machine																									wood planer machine
134	hollow chisel mortiser, wood borer																									hollow chisel mortiser, wood borer
135	chamfering machine, router, woodworking milling machine																									chamfering machine, router, woodworking milling machine
141	leveling, transporting or loading machine																									leveling, transporting or loading machine
144	hardening machine																									hardening machine
145	demolition machine																									demolition machine
151	lathe																									lathe
152	drill press, milling machine																									drill press, milling machine
154	power press																									power press
155	forging pressure hammer																									forging pressure hammer
156	shearing machine																									shearing machine
161	centrifugal machine																									centrifugal machine
164	injection molding machine																									injection molding machine
166	printing machine																									printing machine

167	industrial robot																									industrial robot
171	felling machine																									felling machine
172	mobile logging machine																									mobile logging machine
173	skyline yarding machine																									skyline yarding machine
211	crane																									crane
213	derrick crane																									derrick crane
215	cargo lifting appliance																									cargo lifting appliance
216	gondola																									gondola
217	lumberyard equipment, logging cableway																									lumberyard equipment, logging cableway
218	simple skyline yarding equipment																									simple skyline yarding equipment
219	other powered crane																									other powered crane
223	railway equipment																									railway equipment
225	loader																									loader
226	straddle carrier																									straddle carrier
227	rough terrain hauler																									rough terrain hauler
321	chemical facilities																									chemical facilities
331	gas welding equipment																									gas welding equipment

332	arc welding equipment																									arc welding equipment
339	other welding equipment																									other welding equipment
349	other kiln, caldron																									other kiln, caldron
352	electric power facilities																									electric power facilities
372	slinging tool																									slinging tool
511	explosive substance																									explosive substance
	total			175		229		287	288	274	283	254	272	266	275	276	225	215	211	247	269	246	239	240	4,771	total

Transition of fatal and non-fatal accidents in type of accidents in code no. 1303 other health and hygiene service (1999-2021)

code	Type of accidents	1999	2000	2001	2002	2003	2004	2005	2006	2007	2008	2009	2010	2011	2012	2013	2014	2015	2016	2017	2018	2019	2020	2021	total	Type of accidents
02	falling to same level	38	43	50	56	76	102	83	100	89	86	96	87	95	96	89	71	70	82	92	103	87	88	82	1,861	falling to same level
19	reaction to motion/improper motion	13	29	32	29	28	45	57	46	44	67	38	45	63	42	56	43	37	31	37	39	42	34	40	937	reaction to motion/improper motion
01	fall from height	22	26	20	25	26	35	25	35	33	41	32	41	34	41	35	25	30	22	33	43	29	35	40	728	fall from height
90	others	2	10	2	8	13	13	7	13	8	7	9	8	5	10	14	8	5	5	6	7	4	22	23	209	others
03	crash	4	7	19	2	12	7	15	13	12	10	15	12	11	17	13	17	14	13	14	15	24	18	12	296	crash
08	cut	12	10	8	16	12	22	17	16	18	16	20	13	10	13	18	14	14	13	10	13	12	7	11	315	cut
07	caught in/between	3	7	5	17	11	20	15	9	14	12	8	12	7	14	10	6	7	9	12	11	5	5	11	230	caught in/between

17	traffic accident (public road)	12	9	15	25	24	28	31	27	26	22	19	25	21	17	15	19	17	10	21	13	15	6	8	425	traffic accident (public road)
04	struck by flying or falling object	4	6	5	5	3	4	13	8	5	8	3	8	7	8	3	6	7	6	2	4	5	9	7	136	struck by flying or falling object
06	crashed by	3	6	7	6	3	8	6	6	6	1	2	8	3	4	6	7	5	8	6	9	9	9	3	131	crashed by
11	contact to high/low-temperature	11	3	5	8	8	8	13	9	10	6	9	7	3	7	10	6	5	4	7	6	8	1	2	156	contact to high/low-temperature
99	unclassifiable	1		1	4	8	1	1	1	1	1		3	1	1	1	1			1		2	2	1	32	unclassifiable
12	contact to harmful substance		1	4				1	3		2		2		3	3	1	1	2	4	3	1			31	contact to harmful substance
05	collapse			1	1	3	1	1	2		2	2	1	1		2	1	2	4	2	1	2			29	collapse
09	injury to the sole of the foot	1		1		1									2	1					1	1	2		10	injury to the sole of the foot
14	explosion							1		5		1									1				8	explosion
10	drown							1						4											5	drown
18	traffic accident (others)	1				1				1									2						5	traffic accident (others)
15	burst									2				1				1							4	burst
13	electric shock		1								1														2	electric shock
16	fire										1												1		2	fire
	total	127	158	175	202	229	294	287	288	274	283	254	272	266	275	276	225	215	211	247	269	246	239	240	5,552	total

Transition of fatal and non-fatal accidents in workers ages in code no. 1303 other health and hygiene service (1999-2021)

code	Age	1999	2000	2001	2002	2003	2004	2005	2006	2007	2008	2009	2010	2011	2012	2013	2014	2015	2016	2017	2018	2019	2020	2021	total	Age
6	60 years old or more	23	25	31	24	41	82	49	53	42	58	70	72	89	75	80	68	69	62	90	101	84	85	94	1,467	60 years old or more
5	50-59	36	45	35	61	60	75	81	94	86	87	76	80	69	74	69	65	47	67	71	60	53	65	55	1,511	50-59
4	40-49	20	27	29	39	39	47	59	47	50	56	34	44	43	53	51	41	46	47	38	48	56	39	44	997	40-49
3	30-39	19	24	33	42	38	43	50	61	49	48	40	43	30	41	36	29	30	17	23	38	27	26	26	813	30-39
2	20-29	26	34	42	33	46	39	42	31	39	30	30	30	32	30	36	17	21	18	25	18	24	23	18	684	20-29
1	19 years old or less	3	3	5	3	5	8	6	2	8	4	4	3	3	2	4	5	2			4	2	1	3	80	19 years old or less
	total	127	158	175	202	229	294	287	288	274	283	254	272	266	275	276	225	215	211	247	269	246	239	240	5,552	total

Transition of fatal and non-fatal accidents in workers scales in code no. 1303 other health and hygiene service (1999-2021)

code	Workers scale	1999	2000	2001	2002	2003	2004	2005	2006	2007	2008	2009	2010	2011	2012	2013	2014	2015	2016	2017	2018	2019	2020	2021	total	Workers scale
2	10-29	50	45	56	58	100	103	105	98	83	88	76	97	88	94	93	64	64	63	72	75	78	82	80	1,812	10-29
3	30-49	13	23	34	47	38	46	62	63	61	56	50	59	61	56	54	59	45	45	39	62	50	52	63	1,138	30-49
4	50-99	13	30	23	32	21	55	43	42	49	51	43	41	44	47	47	24	38	26	48	44	33	39	36	869	50-99
1	9 workers or less	28	33	32	36	39	44	35	36	30	37	51	37	38	35	45	43	36	36	38	42	41	37	30	859	9 workers or less
5	100-299	15	24	22	20	18	30	31	43	37	29	24	32	30	29	28	33	29	37	43	41	37	22	25	679	100-299
6	300 workers or more	8	3	8	9	13	16	11	6	14	22	10	6	5	14	9	2	3	4	7	5	7	7	6	195	300 workers or more
	total	127	158	175	202	229	294	287	288	274	283	254	272	266	275	276	225	215	211	247	269	246	239	240	5,552	total

Transition of fatal and non-fatal accidents in months in code no. 1303 other health and hygiene service (1999-2021)

code	Month	1999	2000	2001	2002	2003	2004	2005	2006	2007	2008	2009	2010	2011	2012	2013	2014	2015	2016	2017	2018	2019	2020	2021	total	Month
4	April	14	9	10	17	18	29	17	22	12	26	17	28	15	34	25	18	13	13	14	21	14	14	35	435	April

9	September	5	16	19	21	21	16	20	16	24	30	24	20	16	20	17	20	16	10	29	20	23	11	24	438	September
8	August	12	16	10	17	21	23	22	23	17	16	20	23	29	18	23	23	19	12	17	24	25	19	22	451	August
6	June	10	12	18	17	23	27	33	31	28	25	20	23	21	23	20	21	27	18	24	19	20	21	21	502	June
3	March	8	10	13	13	20	24	26	34	23	26	28	24	20	17	18	14	13	21	17	29	21	15	20	454	March
2	February	11	19	8	12	20	19	19	21	19	19	17	23	22	22	21	23	18	22	21	29	23	18	20	446	February
5	May	9	10	19	23	19	19	25	29	28	38	26	24	30	20	20	20	17	13	19	23	19	17	19	486	May
1	January	7	11	22	15	20	26	20	20	30	23	26	18	31	31	30	17	17	31	23	21	29	20	18	506	January
11	November	9	13	17	11	17	24	31	24	22	21	15	23	25	22	27	22	21	15	20	17	18	31	17	462	November
7	July	14	15	13	17	14	35	24	34	32	26	24	26	23	30	23	17	20	16	12	25	24	23	15	502	July
12	December	11	15	11	16	16	23	25	14	17	19	15	20	17	20	22	13	16	22	23	20	11	27	15	408	December
10	October	17	12	15	23	20	29	25	20	22	14	22	20	17	18	30	17	18	18	28	21	19	23	14	462	October
	total	127	158	175	202	229	294	287	288	274	283	254	272	266	275	276	225	215	211	247	269	246	239	240	5,552	total

Transition of fatal and non-fatal accidents in prefectures in code no. 1303 other health and hygiene service (1999-2021)

code	Prefecture	1999	2000	2001	2002	2003	2004	2005	2006	2007	2008	2009	2010	2011	2012	2013	2014	2015	2016	2017	2018	2019	2020	2021	total	Prefecture
27	Osaka	9	7	14		15		22	27	20	16	12	19	16	34	24	27	16	20	19	20	21	16	25	399	Osaka
13	Tokyo	12	14	20		18		29	35	37	25	20	23	10	28	57	21	18	18	17	17	17	21	19	476	Tokyo
28	Hyogo	4	4	8		6		5	14	14	23	20	10	13	6	13	3	8	4	8	14	12	10	18	217	Hyogo
11	Saitama	4	1	3		7		17	11	16	19	13	9	12	20	9	9	9	7	17	11	14	11	16	235	Saitama
1	Hokkaido	2	15	8		12		24	14	25	21	11	15	11	10	16	21	16	20	14	19	20	22	13	329	Hokkaido
14	Kanagawa	6	10	9		15		17	16	13	12	11	21	9	10	16	9	13	18	21	14	9	7	12	268	Kanagawa
40	Fukuoka	9	14	16		14		21	15	14	13	10	11	9	10	12	8	8	11	11	8	12	7	12	245	Fukuoka
12	Chiba	4	2	3		11		10	8	7	9	4	8	4	8	3	5	9	5	12	8	20	8	10	158	Chiba
43	Kumamoto	2	3	7		7		7	9	5	13	6	13	14	4	10	7	5	4	5	4	9	10	10	154	Kumamoto

2	Aomori	3	2	4		8		8	1	5	2	2	8	7	13	1	2	4	5	3	4	5	1	9	97	Aomori
41	Saga	1	4	5		2		5	8	2	4	5	3	5	5	1	7	3	5	4	8	4	2	8	91	Saga
46	Kagoshima	5	2	1		2		4	4	1	5	4		2	3	3	8	7	3	6	8	3	8	7	86	Kagoshima
22	Shizuoka	1	5	4		3		5	8	6	5	6	6	2	4	3	6	6	9	3	7	5	3	6	103	Shizuoka
38	Ehime	3	1	2		1		3	4	4	8	7	8	5	4	4	5	3	5	6	5	6	11	6	101	Ehime
8	Ibaraki	1		1		6		5	2	7	5	2	6	4	2	3	6	3	4	3	5	4	9	6	84	Ibaraki
20	Nagano	5	2	8		2		2	6	2	9	3	4	12	4	4	6	5	3	4	4	4	2	5	96	Nagano
25	Shiga					1		4	2	8	2	6	2	3	4	3	3	7		2	7	4	7	5	70	Shiga
23	Aichi	13	18	14		24		15	16	15	14	10	8	13	13	9	9	6	9	5	11	9	11	4	246	Aichi
21	Gifu	1		1		4		2	4	1	2	13	4	5	4	6	2	5	8	3	9	3	5	4	86	Gifu
6	Yamagata	2	5			3		2	6		1		1	3	3	3	2	1	4	2	2	3	1	4	48	Yamagata
30	Wakayama			1		2		2	4	4	5	1	1	5		3		3	1	2	1	3	4	4	46	Wakayama
34	Hiroshima	3	2	8		5		7	8	6	4	5	8	10	3	1	6	2	3	5	4	4	3	3	100	Hiroshima
26	Kyoto	4	1			10		4	8	3	2	2	7	1	6	1	5	7	3	5	6	8	8	3	94	Kyoto
24	Mie	3	3	5		3		4	5	5	5	13	7	10	3	1	1	2	4	5	4	3	3	3	92	Mie
17	Ishikawa	1	3	1				2	1	2	6	1	2	12	5	2	3	2	5	2	3	4	3	3	63	Ishikawa
19	Yamanashi			1		2		4	2	1		2				4		2	4	2	1	1		3	29	Yamanashi
4	Miyagi	3		1		4		7	4	3	5	5	8	14	10	7	4	2	1	4	3		1	2	88	Miyagi
10	Gunma	2	2	1		4		3	5	4	4	8	6	1	4	6	1	6	4	3	6	7	3	2	82	Gunma
9	Tochigi	2	2	2		5		4	2	4	4	4	3	1	10	8	3	2		7	9	1	4	2	79	Tochigi
33	Okayama		1	1		1		1	1	2	2	2	6	6	6	2	3	3	1	3	3	1	7	2	54	Okayama
37	Kagawa		2	3				1	4		1	1	2	3			1			3	4	2	1	2	30	Kagawa
47	Okinawa	2				1		1	2		2	2			3	2	3	1			1	1		2	23	Okinawa

29	Nara	1	4	4		3		4	2	2	4	6	3	6	2	2	6	4	3	4	5	4	1	1	71	Nara
45	Miyazaki	4		4		4		2	4	3	3	1	5	6	2	11	1	2	2	3	1	5	7	1	71	Miyazaki
35	Yamaguchi	2	2	1		5		4	2	2	2	4	5	2	7	2	1	4	2		3	2	1	1	54	Yamaguchi
44	Oita	4	3			4		1	1	4		2	2	3	1	3	6	2	2	3	4	2	1	1	49	Oita
39	Kochi		2	1		2		9	5		3	4	3	2	2		3	5	2	1				1	45	Kochi
16	Toyama	2	2	1		1			2	2		4	3	4	1	2	4	1	3	2	5		2	1	42	Toyama
5	Akita		2	1		1		2	1	4	3	4	3	3	1	2	2			1		4	3	1	38	Akita
3	Iwate		1	1		2		3	3	2	3	2	1	2	2			2	1	3	1		1	1	31	Iwate
18	Fukui	1	2					3	1	2	2	1		2	2	1	1	2		5	3	1	1	1	31	Fukui
36	Tokushima	1				1		3		4		2	3	3			1	2		1	2		2	1	26	Tokushima
15	Niigata	1	7	3		2		4	5	6	4	6	9	6	8	3	2	5	4	9	6	6	4		100	Niigata
7	Fukushima	1	3	4		4		1	4	3	5	3	2	3	5	6	1	1	2	3	5	1	3		60	Fukushima
32	Shimane			1		1			2	2	5	1	3	2	1	2	1		1	3	1		2		28	Shimane
42	Nagasaki	3	3	2		1		3				2	1			4		1	1	1	2	1	1		26	Nagasaki
31	Tottori		2					1		2	1	1			2	1				2	1	1	1		15	Tottori
	total	127	158	175		229		287	288	274	283	254	272	266	275	276	225	215	211	247	269	246	239	240	5,056	total

Data source : https://anzeninfo.mhlw.go.jp/user/anzen/tok/anst00.htm

Return to https://www.jisha.or.jp/english/statistics/202211_23.html