Transition of fatal and non-fatal accidents in each element like as causal agents, type of accidents, etc. in code no. 150103 other waste disposal service (1999-2021)

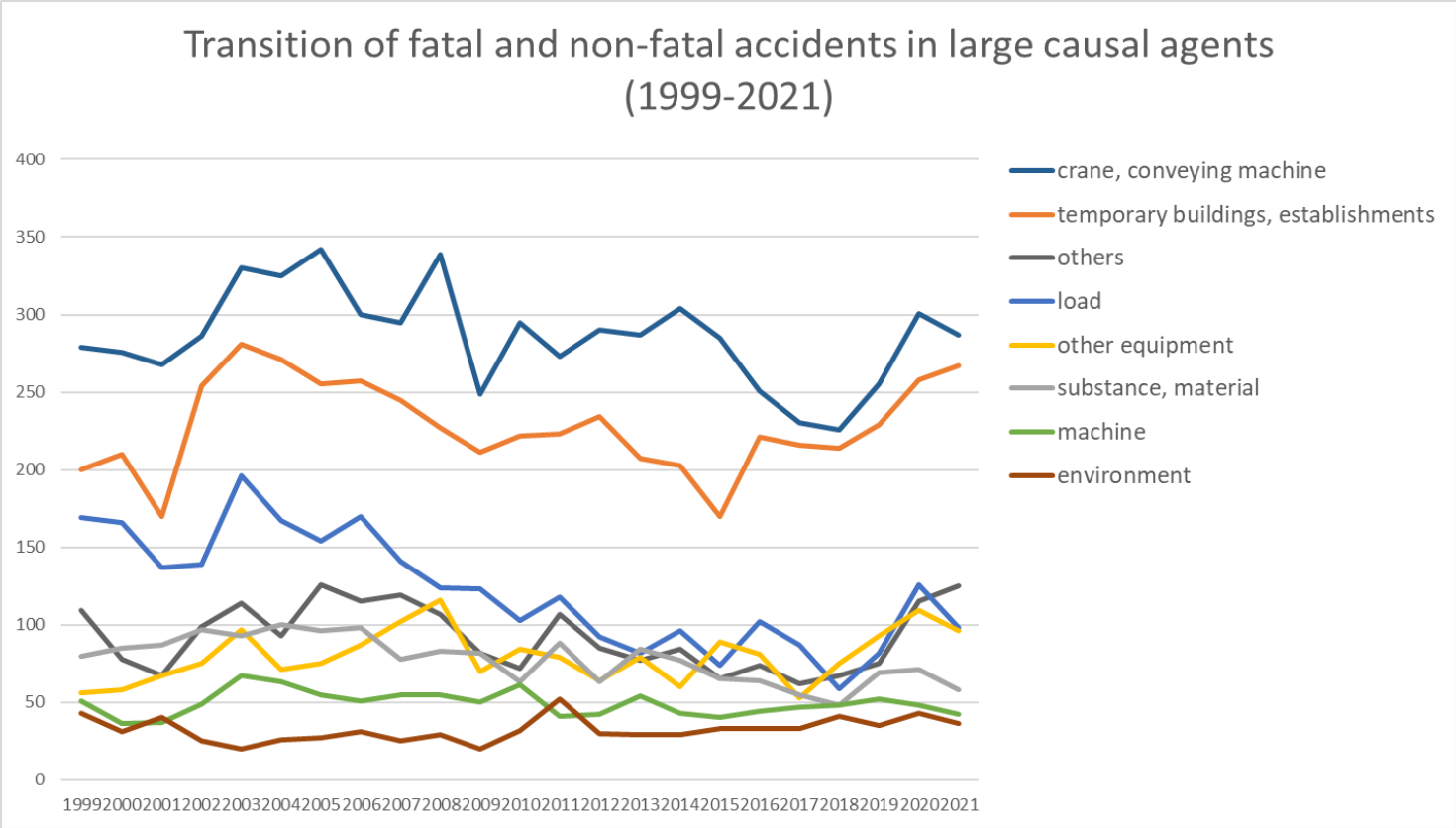

Transition of fatal and non-fatal accidents in large causal agents in code no. 150103 other waste disposal service (1999-2021)

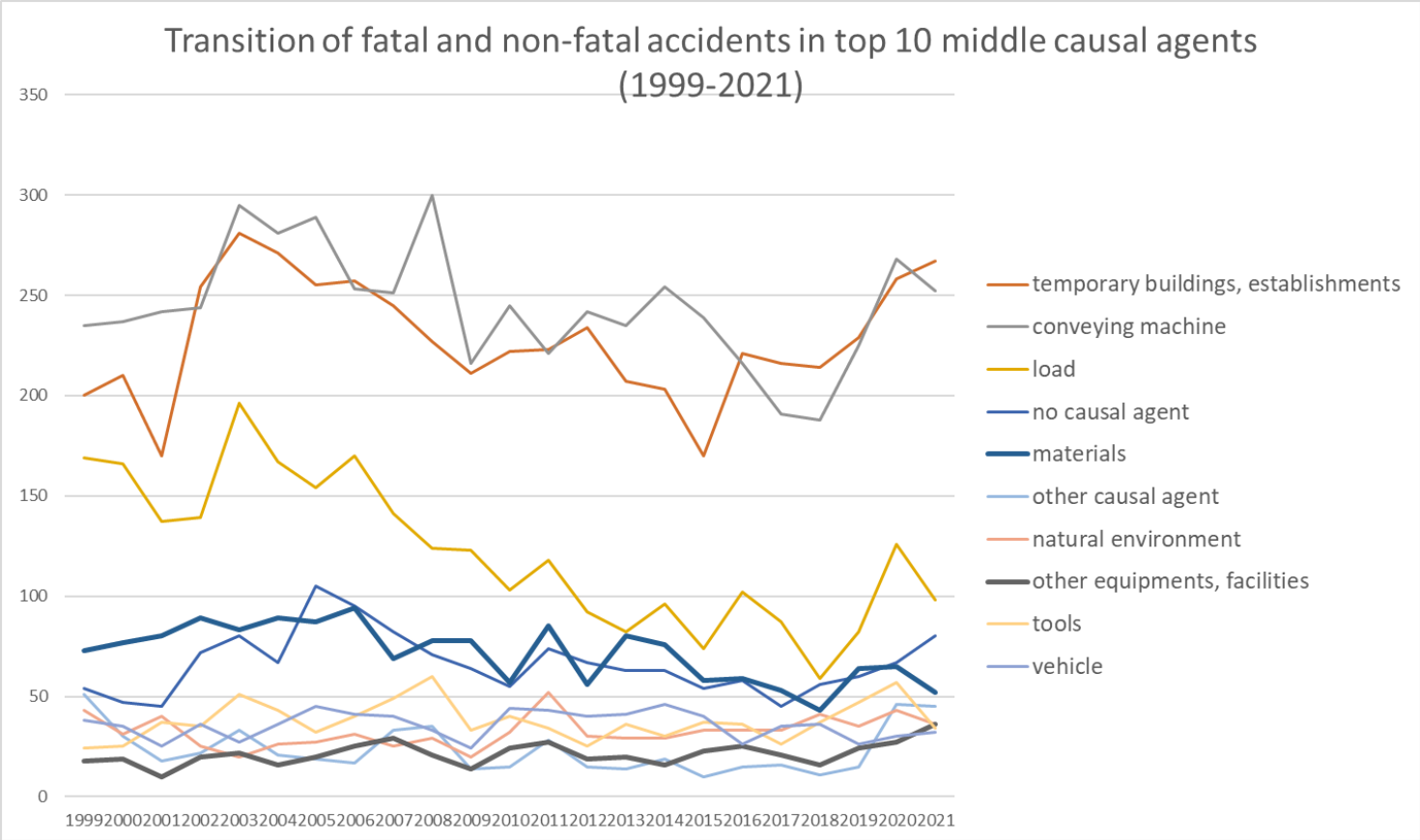

Transition of fatal and non-fatal accidents in middle causal agents in code no. 150103 other waste disposal service (1999-2021)

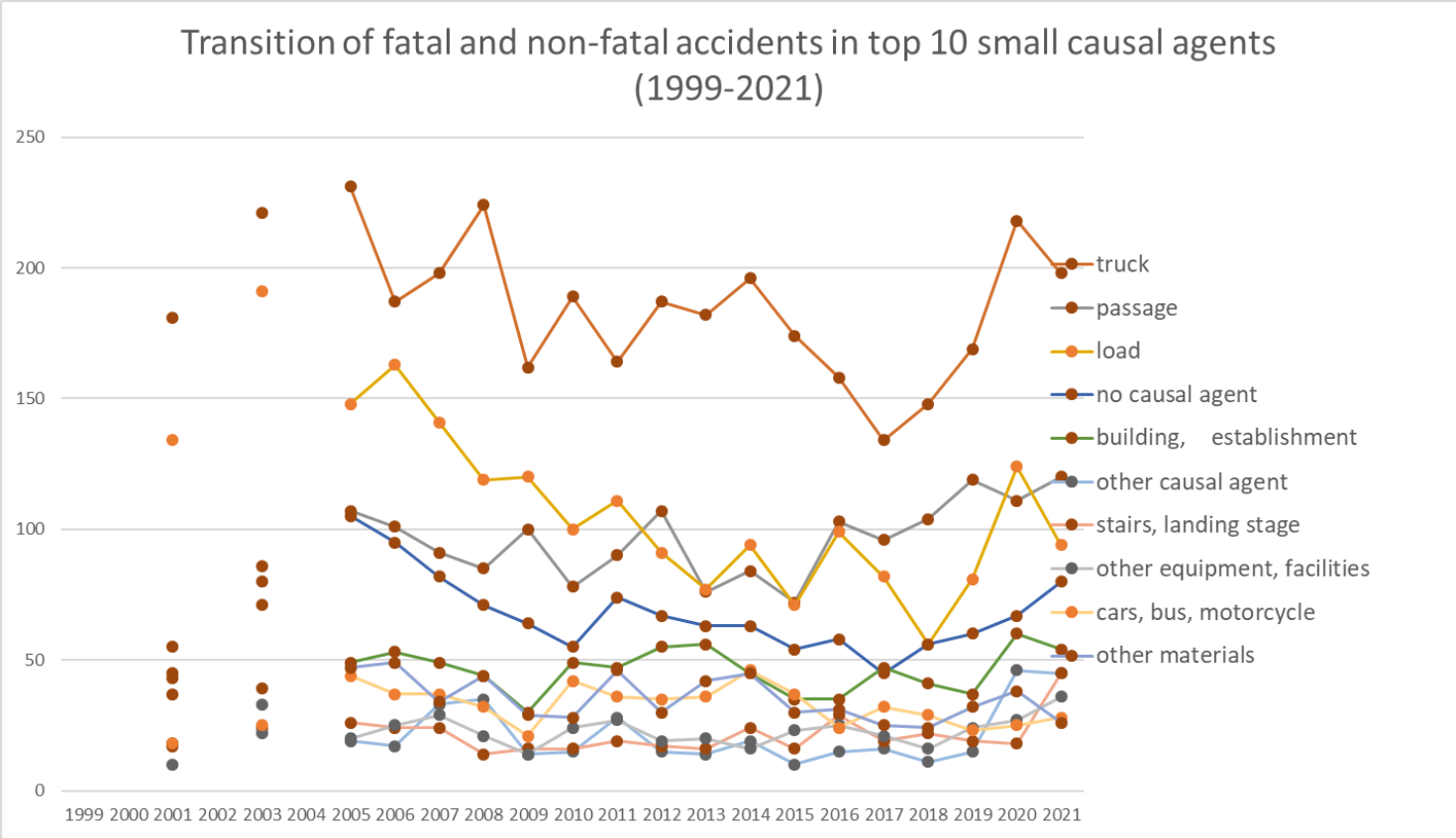

Transition of fatal and non-fatal accidents in small causal agents in code no. 150103 other waste disposal service (1999-2021)

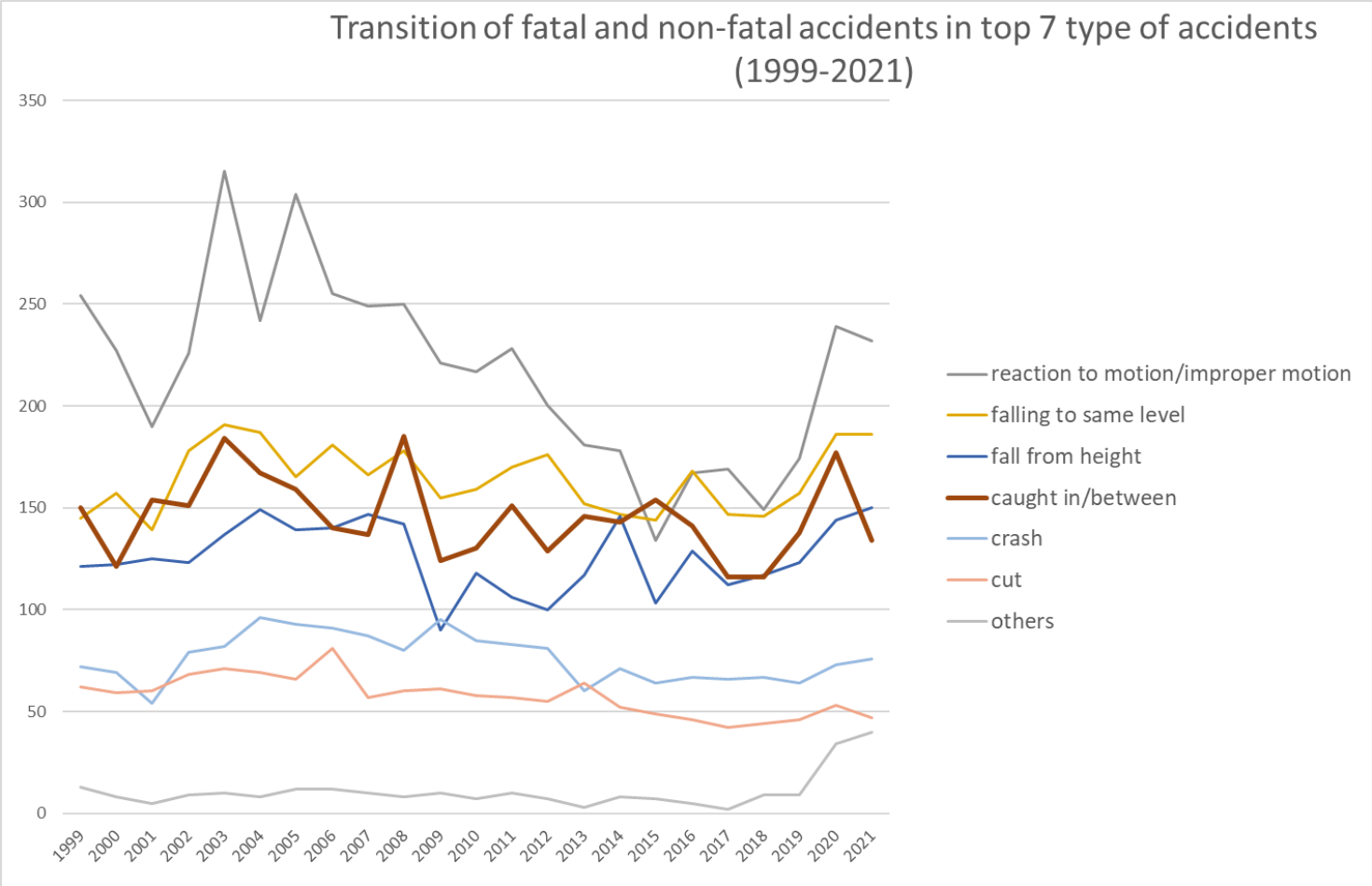

Transition of fatal and non-fatal accidents in type of accidents in code no. 150103 other waste disposal service (1999-2021)

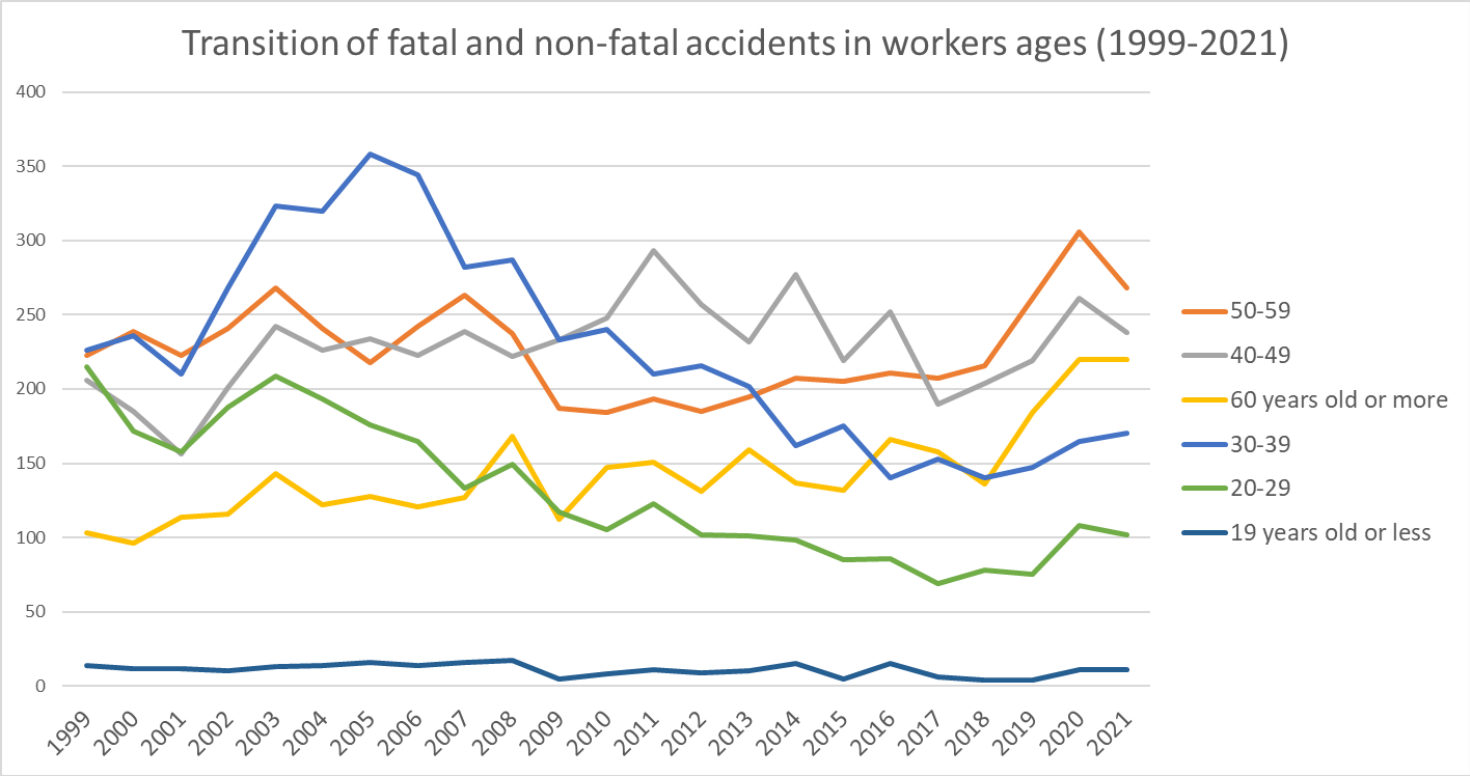

Transition of fatal and non-fatal accidents in workers ages in code no. 150103 other waste disposal service (1999-2021)

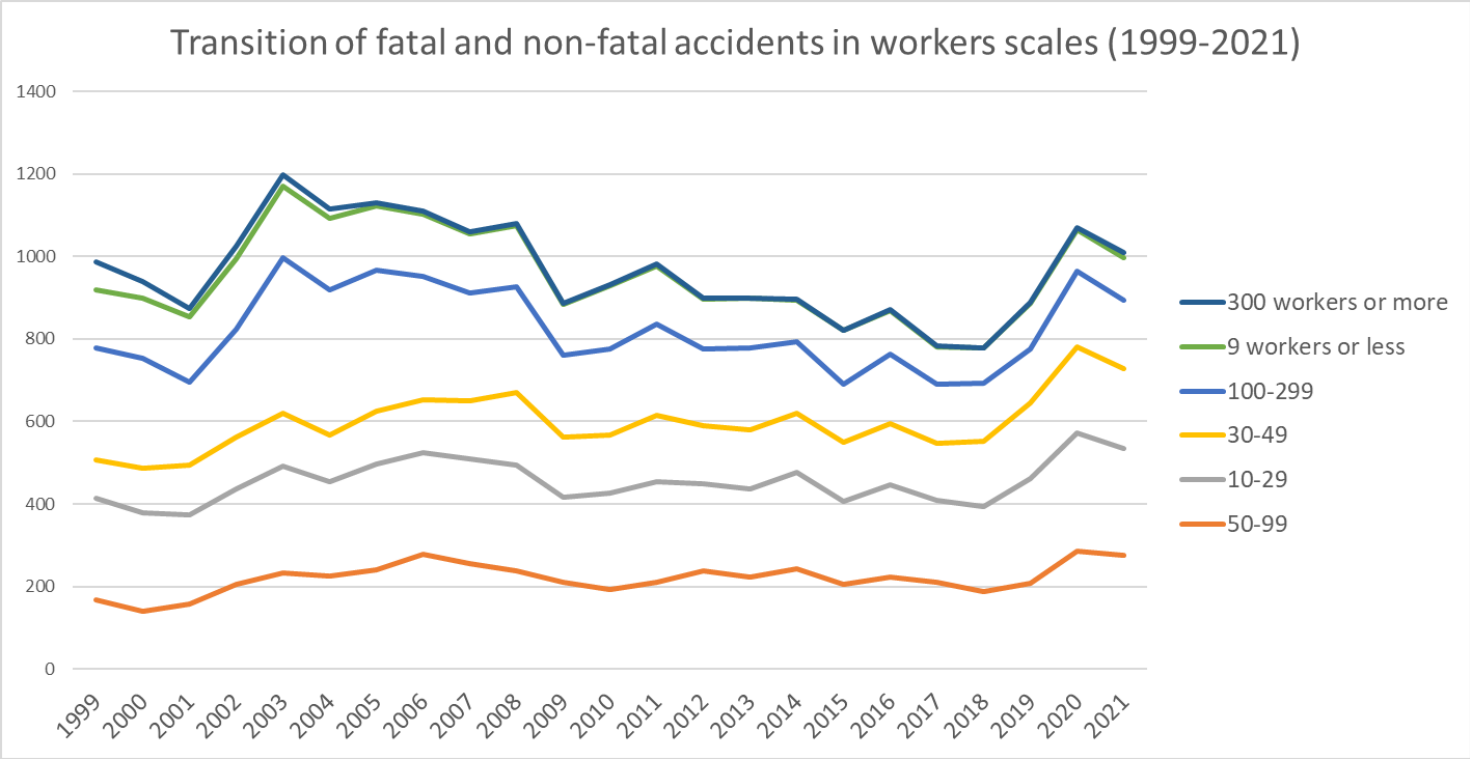

Transition of fatal and non-fatal accidents in workers scales in code no. 150103 other waste disposal service (1999-2021)

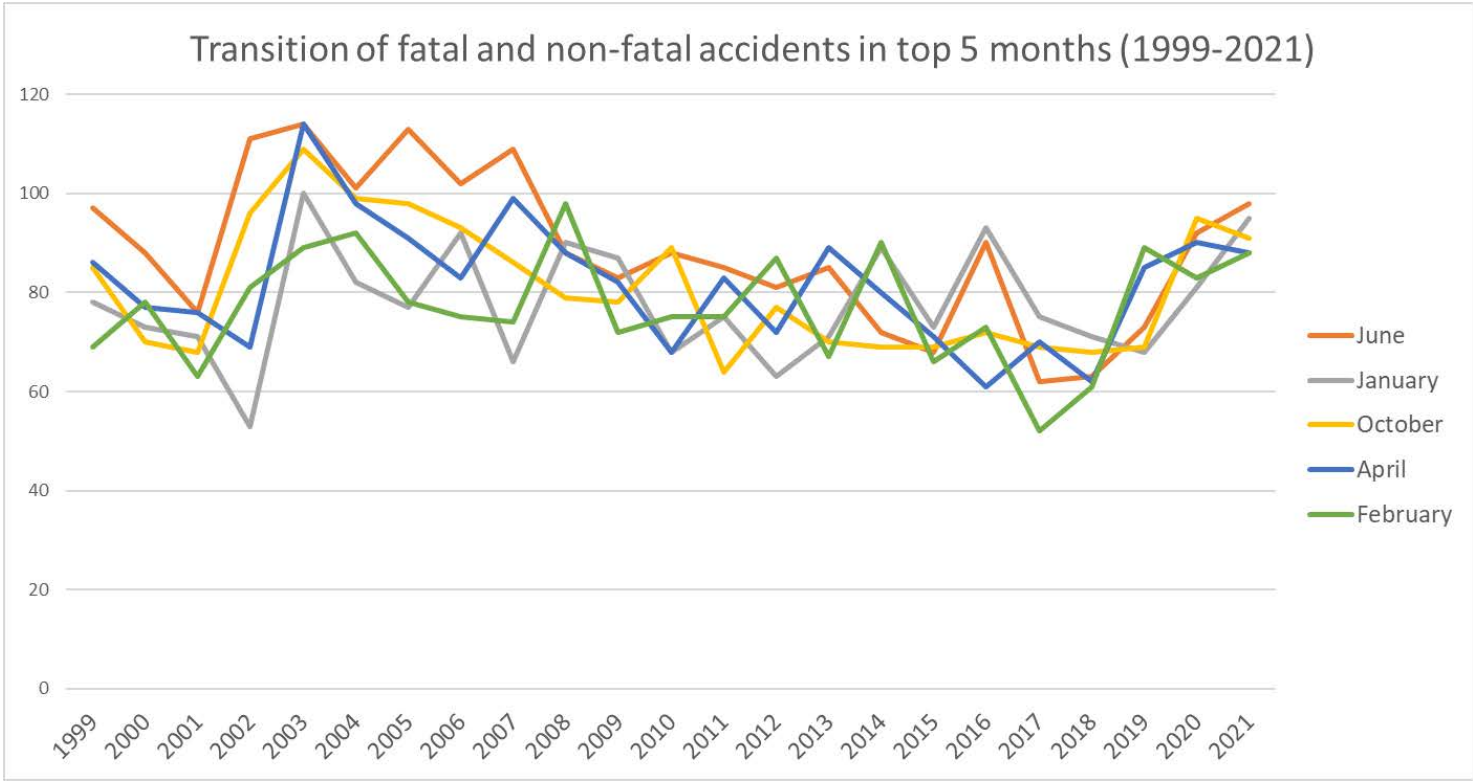

Transition of fatal and non-fatal accidents in months in code no. 150103 other waste disposal service (1999-2021)

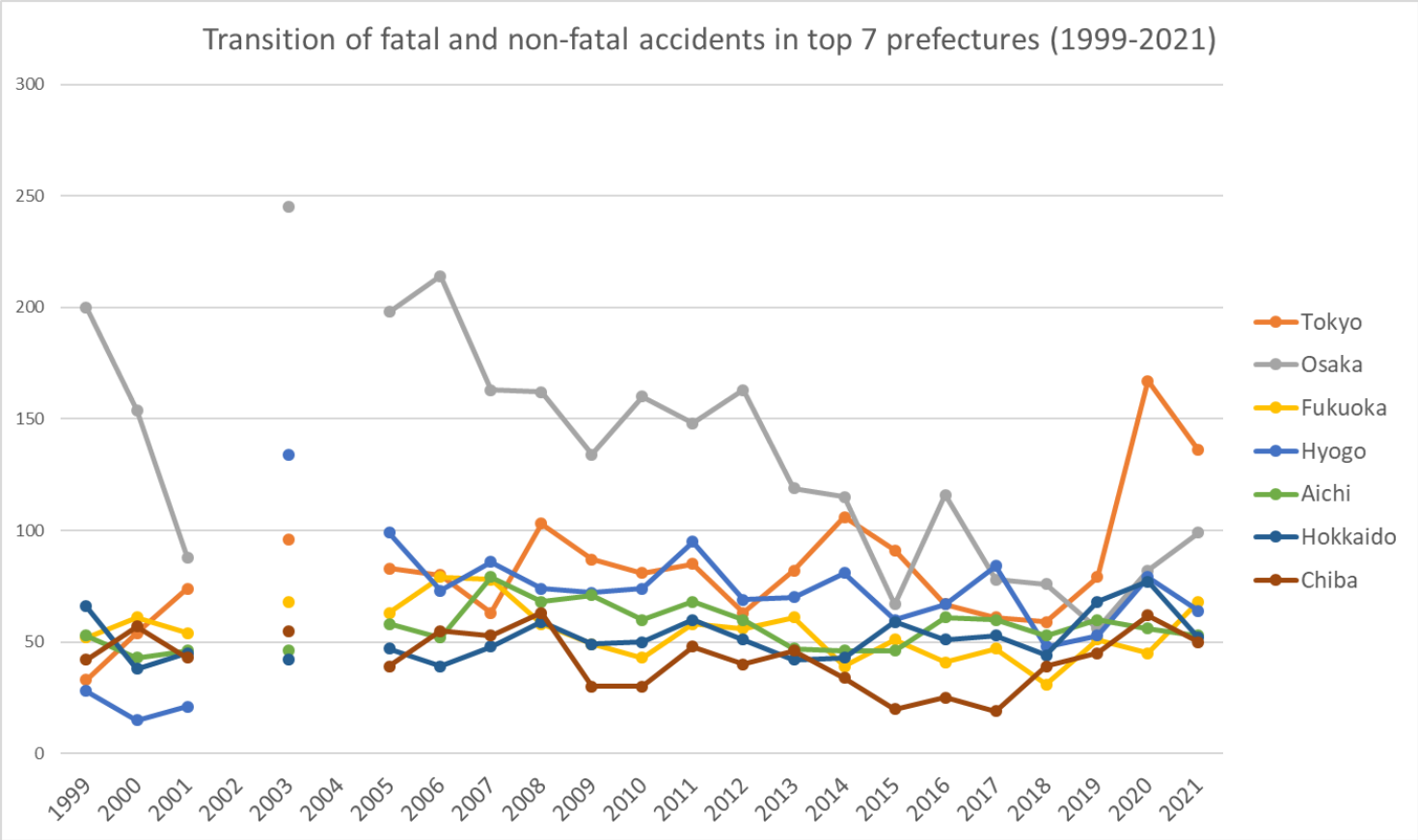

Transition of fatal and non-fatal accidents in prefectures in code no. 150103 other waste disposal service (1999-2021)

Transition of fatal and non-fatal accidents in large causal agents in code no. 150103 other waste disposal service (1999-2021)

code	Causal (L) agents	1999	2000	2001	2002	2003	2004	2005	2006	2007	2008	2009	2010	2011	2012	2013	2014	2015	2016	2017	2018	2019	2020	2021	total	Causal (L) agents
2	crane, conveying machine	279	276	268	286	330	325	342	300	295	339	249	295	273	290	287	304	285	251	230	226	255	301	287	6,573	crane, conveying machine
4	temporary buildings, establishments	200	210	170	254	281	271	255	257	245	227	211	222	223	234	207	203	170	221	216	214	229	258	267	5,245	temporary buildings, establishments

9	others	109	78	67	99	114	93	126	115	119	107	82	72	107	85	77	84	65	74	62	67	75	115	125	2,117	others
6	load	169	166	137	139	196	167	154	170	141	124	123	103	118	92	82	96	74	102	87	59	82	126	98	2,805	load
3	other equipment	56	58	67	75	97	71	75	87	102	116	70	84	79	64	79	60	89	81	53	75	93	109	96	1,836	other equipment
5	substance, material	80	85	87	97	93	100	96	98	78	83	82	63	88	63	84	77	65	64	55	48	69	71	58	1,784	substance, material
1	machine	51	36	37	49	67	63	55	51	55	55	50	61	41	42	54	43	40	44	47	48	52	48	42	1,131	machine
7	environment	43	31	40	25	20	26	27	31	25	29	20	32	52	30	29	29	33	33	33	41	35	43	36	743	environment
	total	987	940	873	1,024	1,198	1,116	1,130	1,109	1,060	1,080	887	932	981	900	899	896	821	870	783	778	890	1,071	1,009	22,234	total

Transition of fatal and non-fatal accidents in middle causal agents in code no. 150103 other waste disposal service (1999-2021)

code	Causal (M) agents	1999	2000	2001	2002	2003	2004	2005	2006	2007	2008	2009	2010	2011	2012	2013	2014	2015	2016	2017	2018	2019	2020	2021	total	Causal (M) agents
41	temporary buildings, establishments	200	210	170	254	281	271	255	257	245	227	211	222	223	234	207	203	170	221	216	214	229	258	267	5,245	temporary buildings, establishments
22	conveying machine	235	237	242	244	295	281	289	253	251	300	216	245	221	242	235	254	239	216	191	188	225	268	252	5,619	conveying machine
61	load	169	166	137	139	196	167	154	170	141	124	123	103	118	92	82	96	74	102	87	59	82	126	98	2,805	load
92	no causal agent	54	47	45	72	80	67	105	95	82	71	64	55	74	67	63	63	54	58	45	56	60	67	80	1,524	no causal agent
52	materials	73	77	80	89	83	89	87	94	69	78	78	57	85	56	80	76	58	59	53	43	64	65	52	1,645	materials
91	other causal agent	51	30	18	22	33	21	19	17	33	35	14	15	28	15	14	19	10	15	16	11	15	46	45	542	other causal agent
71	natural environment	43	31	40	25	20	26	27	31	25	29	20	32	52	30	29	29	33	33	33	41	35	43	36	743	natural

																										environment
39	other equipments, facilities	18	19	10	20	22	16	20	25	29	21	14	24	27	19	20	16	23	25	21	16	24	27	36	492	other equipments, facilities
37	tools	24	25	37	35	51	43	32	40	49	60	33	40	34	25	36	30	37	36	26	37	47	57	34	868	tools
23	vehicle	38	35	25	36	27	36	45	41	40	33	24	44	43	40	41	46	40	26	35	36	26	30	32	819	vehicle
16	general machine	28	21	15	27	36	36	24	23	30	35	27	21	17	15	27	17	21	24	23	21	28	30	19	565	general machine
36	human power machine, tools	10	8	14	15	22	10	18	18	23	27	19	18	17	17	20	11	27	15	5	19	18	20	19	390	human power machine, tools
14	construction machine	6	6	8	6	16	16	11	10	11	12	13	15	9	13	17	9	6	9	7	13	9	8	13	243	construction machine
51	hazards, harmful substances	7	8	7	8	10	11	9	4	9	5	4	6	3	7	4	1	7	5	2	5	5	6	6	139	hazards, harmful substances
12	power transmission mechanism	5	2	3	3	3	3	2	3	3	2	3	3	6	4	3	6	4	2	7	9	4	2	4	86	power transmission mechanism
13	woodworking machine	4	2	3	5	6	3	9	3	4	2	3	6	3	6	2	1	3	4	3	2	5	3	4	86	woodworking machine
34	kiln, caldron	2	3	1	3		1	3	3		5	2	1		1	1	1		3		2	1	2	4	39	kiln, caldron
21	crane	6	4	1	6	8	8	8	6	4	6	9	6	9	8	11	4	6	9	4	2	4	3	3	135	crane
15	metal manufacturing machine	8	5	7	8	6	5	9	11	6	4	4	16	6	4	5	10	5	5	6	3	5	5	2	145	metal manufacturing machine
																										welding

33	welding equipment		1	1	2			1				1		1			2	1	1		1	3	2	2	19	equipment
35	electric equipment	2	1	2		2	1			1			1			1		1	1	1			1	1	16	electric equipment
99	unclassifiable	4	1	4	5	1	5	2	3	4	1	4	2	5	3		2	1	1	1			2		51	unclassifiable
31	pressure vessel		1	1					1		3	1			1	1									9	pressure vessel
11	engine			1					1	1								1		1					5	engine
32	chemical facilities			1				1							1										3	chemical facilities
17	mobile silviculture machine																					1			1	mobile silviculture machine
	total	987	940	873	1,024	1,198	1,116	1,130	1,109	1,060	1,080	887	932	981	900	899	896	821	870	783	778	890	1,071	1,009	22,234	total

Transition of fatal and non-fatal accidents in small causal agents in code no. 150103 other waste disposal service (1999-2021)

code	Causal (S) agents	1999	2000	2001	2002	2003	2004	2005	2006	2007	2008	2009	2010	2011	2012	2013	2014	2015	2016	2017	2018	2019	2020	2021	total	Causal (S) agents
221	truck			181		221		231	187	198	224	162	189	164	187	182	196	174	158	134	148	169	218	198	3,521	truck
417	passage			55		86		107	101	91	85	100	78	90	107	76	84	72	103	96	104	119	111	120	1,785	passage
611	load			134		191		148	163	141	119	120	100	111	91	77	94	71	99	82	56	81	124	94	2,096	load
921	no causal agent			45		80		105	95	82	71	64	55	74	67	63	63	54	58	45	56	60	67	80	1,284	no causal agent
418	building, establishment			43		71		49	53	49	44	30	49	47	55	56	45	35	35	47	41	37	60	54	900	building, establishment
911	other causal agent			18		33		19	17	33	35	14	15	28	15	14	19	10	15	16	11	15	46	45	418	other causal agent
413	stairs, landing stage			17		24		26	24	24	14	16	16	19	17	16	24	16	29	19	22	19	18	45	405	stairs, landing stage
391	other equipment, facilities			10		22		20	25	29	21	14	24	27	19	20	16	23	25	21	16	24	27	36	419	other equipment, facilities

231	cars, bus, motorcycle			18		25		44	37	37	32	21	42	36	35	36	46	37	24	32	29	23	25	28	607	cars, bus, motorcycle
529	other materials			37		39		47	49	34	44	29	28	46	30	42	45	30	31	25	24	32	38	26	676	other materials
419	other temporary buildings, establishments			22		54		36	43	35	41	33	46	35	28	26	30	22	29	23	27	39	38	25	632	other temporary buildings, establishments
229	other powered conveying machines			37		32		20	29	24	33	27	23	28	26	26	26	33	33	35	27	14	19	24	516	other powered conveying machines
719	other environments			19		11		14	17	8	19	13	17	29	20	17	20	18	20	25	19	20	23	23	352	other environments
379	other tools			24		37		22	18	26	33	17	25	19	15	28	18	18	21	19	20	31	29	21	441	other tools
416	working platform, boot board			27		40		33	28	35	34	25	25	27	24	28	15	21	19	20	18	12	20	17	468	working platform, boot board
169	other general power machines			13		27		17	18	25	28	23	20	17	12	25	15	17	19	18	16	19	26	17	372	other general power machines
521	metal material			24		28		26	32	24	20	32	22	21	18	24	21	18	19	18	11	25	20	16	419	metal material
222	forklift			8		17		18	18	12	15	7	13	13	11	9	14	12	14	10	8	18	14	16	247	forklift
371	ladder			12		13		10	20	20	26	16	15	15	10	8	11	18	13	7	17	16	26	13	286	ladder
364	hand tool			11		12		8	15	12	11	11	11	7	5	12	5	16	9	3	9	15	8	12	192	hand tool
224	conveyor			15		19		18	17	17	26	19	19	13	17	18	17	18	11	11	5	20	15	11	306	conveyor
715	high/cold temperature environment			5				2	5	5	6	2	6	7	8	5	4	7	7	3	16	11	14	9	122	high/cold temperature environment
522	lumber, bamboo			12		10		11	7	5	10	13	6	15	4	7	9	9	6	9	5	5	5	6	154	lumber, bamboo
362	human power hauling equipment			2		8		10	3	9	15	8	7	9	12	8	5	10	6	2	9	3	10	5	141	human power hauling equipment

142	excavating machine			3		9		6	5	7	7	8	8	6	5	4	4	1	3	1	4	6	1	5	93	excavating machine
145	demolition machine					1			1				1		1	1	2	2	1	1	1	1	2	5	20	demolition machine
121	power transmission mechanism			3		3		2	3	3	2	3	3	6	4	3	6	4	2	7	9	4	2	4	73	power transmission mechanism
523	stone, sand, substance			7		6		3	6	6	4	4	1	3	4	7	1	1	3	1	3	2	2	4	68	stone, sand, substance
612	machine/equipment as load			3		5		6	7		5	3	3	7	1	5	2	3	3	5	3	1	2	4	68	machine/equipment as load
239	other vehicles			7		2		1	4	3	1	3	2	6	5	4		3	2	3	7	3	4	4	64	other vehicles
519	other hazards, harmful substances			4		5		2		2	2	1	6	1	4	1	1	3	1	2	3	1	4	4	47	other hazards, harmful substances
711	natural ground, rock			7		6		5	6	10	3	3	6	6	1	6	4	4	2	2	2	2	2	3	80	natural ground, rock
212	mobile crane					5		4	3	2	4	5	4	3	6	8	3	2	4	3	1	2	2	3	64	mobile crane
225	loader					5		2	2		2	1	1	3	1		1	2		1		4	1	3	29	loader
414	opening			5		2		4	5	3	5	6	5	3	2	4	3	2	4	8	1	3	8	2	75	opening
162	mixer, grinder			2		8		4	5	5	6	3	1		3	2	2	3	5	4	4	7	2	2	68	mixer, grinder
141	leveling, transporting or loading machine			4		3		5	1	2	2	4	2	2	5	4	1		3	5	7	2	4	2	58	leveling, transporting or loading machine
415	roof, beam, haze, crossbeam, principal rafter					1			1	4	2	1	3	2		1		2	1	3	1		2	2	26	roof, beam, haze, crossbeam, principal rafter
341	kiln, caldron			1				3	2		3	2	1			1			3		2		2	2	22	kiln, caldron
411	scaffolding			1		3			2	4	1				1		2		1				1	2	18	scaffolding

136	chain saw					1		2	1	2			1	1	2		1	1		1		1		2	16	chain saw
331	gas welding equipment			1				1				1					2	1	1			2	2	2	13	gas welding equipment
363	human power machine			1		1								1										2	5	human power machine
159	other metal manufacturing machines			4		4		6	3	2	3	2	10	1	3	3	8	3	2	2	1	4	2	1	64	other metal manufacturing machines
131	circular sawing machine			2		5		6	1	2	1	2	4		4			2	3	2	1	4	2	1	42	circular sawing machine
149	other construction machines			1		3			2	1	3	1	4	1	2	7	2	3	2				1	1	34	other construction machines
712	standing tree			6		3		2	1	2	1	1	1	1	1			3	3	2	3		2	1	33	standing tree
514	harmful substance					4		4	2	5	1	1		1	1	3		1	2			3	1	1	30	harmful substance
139	other woodworking machines			1				1	1		1	1	1	1		2			1		1		1	1	13	other woodworking machines
154	power press			1		1		1	2	1	1			1						1				1	10	power press
351	transmission					2				1			1					1		1				1	7	transmission
349	other kiln, caldron										2				1		1							1	5	other kiln, caldron
342	industrial dryer								1													1		1	3	industrial dryer
511	explosive substance											1									1			1	3	explosive substance
211	crane			1		2		3	2	2	2	3	2	5	2	3	1	3	4	1	1	1	1		39	crane
999	unclassifiable			4		1		2	3	4	1	4	2	5	3		2	1	1	1			2		36	unclassifiable
153	grinding machine, buffing machine			1				1	5	3		2	4	2	1		1	1	1	2	2		1		27	grinding machine, buffing machine

713	water			1				4	1			1	2	9		1	1	1	1	1	1				24	water
372	slinging tool			1		1			2	3	1						1	1	2				2		14	slinging tool
513	inflammable gas			1		1		1	1	1	1	1		1	2			1	2			1			14	inflammable gas
156	shearing machine			1		1			1				2			1	1	1	1	1		1			11	shearing machine
512	inflammable substance			2				2	1	1	1							2			1		1		11	inflammable substance
361	human power cranes					1				2	1						1	1			1		2		9	human power cranes
714	abnormal environment			2					1													2	2		7	abnormal environment
219	other powered crane					1		1	1			1						1	1						6	other powered crane
319	other pressure vessels			1							2	1			1	1									6	other pressure vessels
111	engine			1					1	1								1		1					5	engine
163	roll machine (except printingroll machine)					1		2														2			5	roll machine (except printingroll machine)
359	other electrical equipment			2												1			1				1		5	other electrical equipment
152	drill press, milling machine							1						1									2		4	drill press, milling machine
164	injection molding machine																			1	1		2		4	injection molding machine
232	railway vehicle													1		1							1		3	railway vehicle
321	chemical facilities			1				1							1										3	chemical facilities

146	vehicle for high lift work									1											1				2	vehicle for high lift work
151	lathe													1		1									2	lathe
161	centrifugal machine							1			1														2	centrifugal machine
214	elevator, lift													1								1			2	elevator, lift
227	rough terrain hauler			1		1																			2	rough terrain hauler
311	boiler								1		1														2	boiler
332	arc welding equipment																				1	1			2	arc welding equipment
132	band sawing machine													1											1	band sawing machine
143	foundation work machine															1									1	foundation work machine
144	hardening machine								1																1	hardening machine
155	forging pressure hammer																		1						1	forging pressure hammer
166	printing machine											1													1	printing machine
167	industrial robot																	1							1	industrial robot
171	felling machine																					1			1	felling machine
223	railway equipment																						1		1	railway equipment
339	other welding equipment													1											1	other welding equipment
412	timbering										1														1	timbering
133	wood planer machine																									wood planer machine

134	hollow chisel mortiser, wood borer																									hollow chisel mortiser, wood borer
135	chamfering machine, router, woodworking milling machine																									chamfering machine, router, woodworking milling machine
165	food manufacturing machine																									food manufacturing machine
172	mobile logging machine																									mobile logging machine
173	skyline yarding machine																									skyline yarding machine
179	other mobile silviculture machine																									other mobile silviculture machine
213	derrick crane																									derrick crane
215	cargo lifting appliance																									cargo lifting appliance
216	gondola																									gondola
217	lumberyard equipment, logging cableway																									lumberyard equipment, logging cableway
218	simple skyline yarding equipment																									simple skyline yarding equipment
226	straddle carrier																									straddle carrier
312	pressure vessel																									pressure vessel

352	electric power facilities																									electric power facilities
515	radiation																									radiation
	total			873		1,198		1,130	1,109	1,060	1,080	887	932	981	900	899	896	821	870	783	778	890	1,071	1,009	18,167	total

Transition of fatal and non-fatal accidents in type of accidents in code no. 150103 other waste disposal service (1999-2021)

code	Type of accidents	1999	2000	2001	2002	2003	2004	2005	2006	2007	2008	2009	2010	2011	2012	2013	2014	2015	2016	2017	2018	2019	2020	2021	total	Type of accidents
19	reaction to motion/improper motion	254	227	190	226	315	242	304	255	249	250	221	217	228	200	181	178	134	167	169	149	174	239	232	5,001	reaction to motion/improper motion
02	falling to same level	145	157	139	178	191	187	165	181	166	178	155	159	170	176	152	147	144	168	147	146	157	186	186	3,780	falling to same level
01	fall from height	121	122	125	123	137	149	139	140	147	142	90	118	106	100	117	146	103	129	112	117	123	144	150	2,900	fall from height
07	caught in/between	150	121	154	151	184	167	159	140	137	185	124	130	151	129	146	143	154	141	116	116	138	177	134	3,347	caught in/between
03	crash	72	69	54	79	82	96	93	91	87	80	95	85	83	81	60	71	64	67	66	67	64	73	76	1,755	crash
08	cut	62	59	60	68	71	69	66	81	57	60	61	58	57	55	64	52	49	46	42	44	46	53	47	1,327	cut
90	others	13	8	5	9	10	8	12	12	10	8	10	7	10	7	3	8	7	5	2	9	9	34	40	246	others
06	crashed by	39	28	36	43	42	37	48	46	42	41	45	32	28	30	36	23	24	40	26	28	36	39	37	826	crashed by
17	traffic accident (public road)	41	50	35	50	52	55	60	58	66	43	25	56	44	61	59	53	58	31	45	46	48	38	36	1,110	traffic accident (public road)
04	struck by flying or falling object	63	65	44	46	77	54	53	72	55	62	39	41	66	36	50	45	52	46	40	23	53	46	32	1,160	struck by flying or falling object
05	collapse	7	11	10	19	23	15	8	13	15	11	6	7	11	5	11	12	11	11	6	4	11	5	12	244	collapse
	contact to high/low-																									contact to

11	temperature	6	10	9	9		13	10	11	10	13	7	7	12	11	5	8	9	10	3	19	16	19	12	229	high/low-temperature
09	injury to the sole of the foot	3	7	5	11	5	10	3	3	6	6	4	4	3	5	7	5	2	2	5	5	4	5	8	118	injury to the sole of the foot
12	contact to harmful substance	4	4	2	4	6	9	5	2	6	1	1	6	3	2	3	1	5	2		1	8	6	3	84	contact to harmful substance
15	burst		1			1	1			1		1	3	1		2	1	1		2			1	2	18	burst
14	explosion	2		3	3	1	1	2	2	1						1	1	1	2			1	3	1	25	explosion
13	electric shock	1																	1			1	1	1	5	electric shock
99	unclassifiable	2	1	1	5		3	1	1	4		2		3	1	1	2		2	1	1	1	2		34	unclassifiable
18	traffic accident (others)					1				1			1	2		1		2		1					9	traffic accident (others)
10	drown			1				1	1				1	3				1							8	drown
16	fire	2						1				1			1						3				8	fire
	total	987	940	873	1,024	1,198	1,116	1,130	1,109	1,060	1,080	887	932	981	900	899	896	821	870	783	778	890	1,071	1,009	22,234	total

Transition of fatal and non-fatal accidents in workers ages in code no. 150103 other waste disposal service (1999-2021)

code	Age	1999	2000	2001	2002	2003	2004	2005	2006	2007	2008	2009	2010	2011	2012	2013	2014	2015	2016	2017	2018	2019	2020	2021	total	Age
5	50-59	223	239	223	241	268	241	218	242	263	237	187	184	193	185	195	207	205	211	207	216	261	306	268	5,220	50-59
4	40-49	206	185	156	201	242	226	234	223	239	222	233	248	293	257	232	277	219	252	190	204	219	261	238	5,257	40-49
6	60 years old or more	103	96	114	116	143	122	128	121	127	168	112	147	151	131	159	137	132	166	158	136	184	220	220	3,291	60 years old or more
3	30-39	226	236	210	268	323	320	358	344	282	287	233	240	210	216	202	162	175	140	153	140	147	165	170	5,207	30-39
2	20-29	215	172	158	188	209	193	176	165	133	149	117	105	123	102	101	98	85	86	69	78	75	108	102	3,007	20-29

1	19 years old or less	14	12	12	10	13	14	16	14	16	17	5	8	11	9	10	15	5	15	6	4	4	11	11	252	19 years old or less
	total	987	940	873	1,024	1,198	1,116	1,130	1,109	1,060	1,080	887	932	981	900	899	896	821	870	783	778	890	1,071	1,009	22,234	total

Transition of fatal and non-fatal accidents in workers scales in code no. 150103 other waste disposal service (1999-2021)

code	Workers scale	1999	2000	2001	2002	2003	2004	2005	2006	2007	2008	2009	2010	2011	2012	2013	2014	2015	2016	2017	2018	2019	2020	2021	total	Workers scale
4	50-99	168	140	158	205	233	226	240	279	255	239	210	193	211	239	223	244	205	223	211	187	207	286	276	5,058	50-99
2	10-29	246	239	215	231	258	227	256	246	255	256	207	233	243	211	214	232	201	224	197	206	255	287	259	5,398	10-29
3	30-49	94	108	122	126	129	113	128	128	140	174	145	142	162	139	142	145	144	149	138	160	184	208	194	3,314	30-49
5	100-299	269	267	201	262	377	353	344	299	261	257	199	207	221	186	199	173	140	167	144	139	130	182	166	5,143	100-299
1	9 workers or less	143	144	157	170	174	173	154	150	144	148	124	154	140	122	120	101	130	106	90	85	111	101	103	3,044	9 workers or less
6	300 workers or more	67	42	20	30	27	24	8	7	5	6	2	3	4	3	1	1	1	1	3	1	3	7	11	277	300 workers or more
	total	987	940	873	1,024	1,198	1,116	1,130	1,109	1,060	1,080	887	932	981	900	899	896	821	870	783	778	890	1,071	1,009	22,234	total

Transition of fatal and non-fatal accidents in months in code no. 150103 other waste disposal service (1999-2021)

code	Month	1999	2000	2001	2002	2003	2004	2005	2006	2007	2008	2009	2010	2011	2012	2013	2014	2015	2016	2017	2018	2019	2020	2021	total	Month
6	June	97	88	76	111	114	101	113	102	109	88	83	88	85	81	85	72	68	90	62	63	73	92	98	2,039	June
1	January	78	73	71	53	100	82	77	92	66	90	87	68	75	63	71	89	73	93	75	71	68	81	95	1,791	January
10	October	85	70	68	96	109	99	98	93	86	79	78	89	64	77	70	69	69	72	69	68	69	95	91	1,863	October
4	April	86	77	76	69	114	98	91	83	99	88	82	68	83	72	89	80	71	61	70	62	85	90	88	1,882	April
2	February	69	78	63	81	89	92	78	75	74	98	72	75	75	87	67	90	66	73	52	61	89	83	88	1,775	February
7	July	106	90	87	117	116	108	109	112	103	105	73	81	97	79	90	73	67	61	68	80	95	90	84	2,091	July
8	August	102	81	90	111	80	111	101	97	110	75	81	84	94	97	79	66	86	69	72	74	90	105	82	2,037	August
5	May	80	86	94	82	107	89	104	106	103	98	78	71	80	78	65	89	69	82	64	72	66	81	82	1,926	May

11	November	65	80	64	81	76	91	79	89	78	71	60	75	74	64	79	63	81	74	56	56	63	92	81	1,692	November
3	March	82	65	57	68	105	86	94	94	77	103	59	81	88	62	56	62	60	67	71	64	52	74	76	1,703	March
12	December	69	61	62	78	90	75	72	72	67	78	64	66	83	74	66	64	52	48	63	53	70	86	75	1,588	December
9	September	68	91	65	77	98	84	114	94	88	107	70	86	83	66	82	79	59	80	61	54	70	102	69	1,847	September
	total	987	940	873	1,024	1,198	1,116	1,130	1,109	1,060	1,080	887	932	981	900	899	896	821	870	783	778	890	1,071	1,009	22,234	total

Transition of fatal and non-fatal accidents in prefectures in code no. 150103 other waste disposal service (1999-2021)

code	Prefecture	1999	2000	2001	2002	2003	2004	2005	2006	2007	2008	2009	2010	2011	2012	2013	2014	2015	2016	2017	2018	2019	2020	2021	total	Prefecture
13	Tokyo	33	54	74		96		83	80	63	103	87	81	85	63	82	106	91	67	61	59	79	167	136	1,750	Tokyo
27	Osaka	200	154	88		245		198	214	163	162	134	160	148	163	119	115	67	116	78	76	56	82	99	2,837	Osaka
40	Fukuoka	52	61	54		68		63	79	78	58	49	43	58	56	61	39	51	41	47	31	51	45	68	1,153	Fukuoka
28	Hyogo	28	15	21		134		99	73	86	74	72	74	95	69	70	81	60	67	84	48	53	79	64	1,446	Hyogo
23	Aichi	53	43	46		46		58	52	79	68	71	60	68	60	47	46	46	61	60	53	60	56	53	1,186	Aichi
1	Hokkaido	66	38	45		42		47	39	48	59	49	50	60	51	42	43	59	51	53	44	68	77	52	1,083	Hokkaido
12	Chiba	42	57	43		55		39	55	53	63	30	30	48	40	46	34	20	25	19	39	45	62	50	895	Chiba
14	Kanagawa	102	97	100		76		82	71	66	64	54	53	64	45	53	60	51	43	50	45	48	67	47	1,338	Kanagawa
11	Saitama	19	28	22		25		30	19	17	33	24	21	25	23	22	19	32	28	28	34	47	39	35	570	Saitama
29	Nara	1	3	21		16		11	21	22	17	17	19	16	18	19	25	21	26	13	18	19	38	29	390	Nara
7	Fukushima	9	14	11		9		12	10	13	12	8	12	16	13	13	16	19	13	17	21	9	13	26	286	Fukushima
15	Niigata	24	24	32		24		23	31	16	28	15	12	19	22	22	17	18	19	18	19	22	21	25	451	Niigata
4	Miyagi	37	21	17		41		29	27	19	25	15	27	29	25	57	31	21	16	6	16	17	17	23	516	Miyagi
22	Shizuoka	26	22	15		25		19	20	31	27	16	24	18	18	15	19	17	26	16	25	32	30	19	460	Shizuoka
34	Hiroshima	18	21	18		19		21	22	19	16	15	18	20	13	12	12	14	12	11	11	19	14	18	343	Hiroshima
46	Kagoshima	6	9	9		20		11	5	11	12	8	7	3	7	4	8	8	7	9	13	13	6	16	192	Kagoshima

2	Aomori	13	6	17		13		4	5	4	2	4	4	6	4	3	10	10	13	13	8	11	8	14	172	Aomori
18	Fukui	5	11	8		8		3	7	1	8	7	8	5	8	6	12	11	6	7	6	9	9	14	159	Fukui
21	Gifu	11	15	13		6		11	13	19	15	21	9	16	15	8	14	16	11	10	9	12	13	13	270	Gifu
20	Nagano	6	12	8		8		14	13	20	18	14	12	12	17	15	11	8	14	7	16	11	12	13	261	Nagano
43	Kumamoto	5	11	13		9		9	15	5	18	10	12	11	6	7	8	11	12	12	8	13	17	13	225	Kumamoto
24	Mie	14	18	9		10		13	13	17	14	16	20	11	8	14	13	7	13	10	6	9	6	12	253	Mie
8	Ibaraki	15	6	8		12		12	16	14	9	10	13	8	7	11	9	10	9	11	11	14	11	12	228	Ibaraki
10	Gunma	13	13	18		8		8	14	10	5	5	17	10	12	6	5	8	11	7	7	6	5	12	200	Gunma
9	Tochigi	4	6	8		8		8	7	7	7	4	7	6	6	6	4	10	8	5	5	13	9	12	150	Tochigi
38	Ehime	6	7	3		5		18	8	12	6	5	8	3	3	3	4	5	2	2	3	8	9	12	132	Ehime
42	Nagasaki	6	1	4		8		5	4	6	8	2	2	4	7	7	6	7	5	7	11	6	12	11	129	Nagasaki
36	Tokushima	2		3		3		5	5	1	5	2	7	1	3	4	6	3	2	4	10	15	9	11	101	Tokushima
39	Kochi	10	6	7		10		9	18	14	11	10	9	16	13	10	15	9	10	5	11	5	8	9	215	Kochi
26	Kyoto	42	53	30		41		47	33	30	22	20	10	7	13	16	17	15	13	24	14	21	11	8	487	Kyoto
25	Shiga	7	8	9		8		10	13	9	12	16	13	7	12	11	11	9	14	4	11	12	7	8	211	Shiga
5	Akita	14	8	13		12		6	8	5	7	3	9	7	11	5	9	7	4	5	8	11	8	7	167	Akita
45	Miyazaki	6	11			8		6	5	8	5	6	6	7	8	3	3	3	9	8	7	3	7	7	126	Miyazaki
35	Yamaguchi	15	13	9		12		21	17	6	9	11	10	12	9	9	8	7	10	10	8	9	10	6	221	Yamaguchi
33	Okayama	7	7	8		6		7	5	9	13	6	8	10	4	4	6	9	6	4	10	9	12	6	156	Okayama
37	Kagawa	5	6	3		3		8	5	7	5	8	5	1	5	7	7	11	7	6	8	8	6	6	127	Kagawa
6	Yamagata	9	9	5		4		4	2	6	3	1	8	6	2	7	8		4	5	2	4	6	6	101	Yamagata
41	Saga	9	7	4		8		3	6	8	2		3	5	4	6		2	8	2	7	6	4	6	100	Saga
30	Wakayama	2	3	9		8		23	17	14	12	10	9	4	7	8	1	4	2	4	6	4	3	5	155	Wakayama
44	Oita	13	6	5		5		9	8	4	7	1	3	1	2	3	8	12	13	13	8	7	17	5	150	Oita

47	Okinawa	2		5		1		4	2	2	6	4	2	5	7	2	1	4	6	8	5	7	9	5	87	Okinawa
17	Ishikawa	7	10	14		6		9	7	10	8	8	7	3	5	6	6	2	9	8	4	2	10	4	145	Ishikawa
19	Yamanashi	4	5	1		3		6	4	4	3	1	1		1	3	4	6	6		2	1	3	4	62	Yamanashi
3	Iwate	8	2	3		6		5	4	5	4	5	5	5	6	10	8	9	10	5	6	4	6	3	119	Iwate
32	Shimane	4	7	5		10		10	6	2	6	7	7	6	2	8	5	1	3	2	1	3	3	2	100	Shimane
31	Tottori	1	4	8		3		4	6	8	3	3	3	8	3	3	4	6	7	4	3	5	3	2	91	Tottori
16	Toyama	6	8	7		5		4	5	9	6	3	4	6	4	4	2	4	5	1	5	4	5	1	98	Toyama
	total	987	940	873		1,198		1,130	1,109	1,060	1,080	887	932	981	900	899	896	821	870	783	778	890	1,071	1,009	20,094	total

Data source : https://anzeninfo.mhlw.go.jp/user/anzen/tok/anst00.htm

Return to https://www.jisha.or.jp/english/statistics/202211_23.html