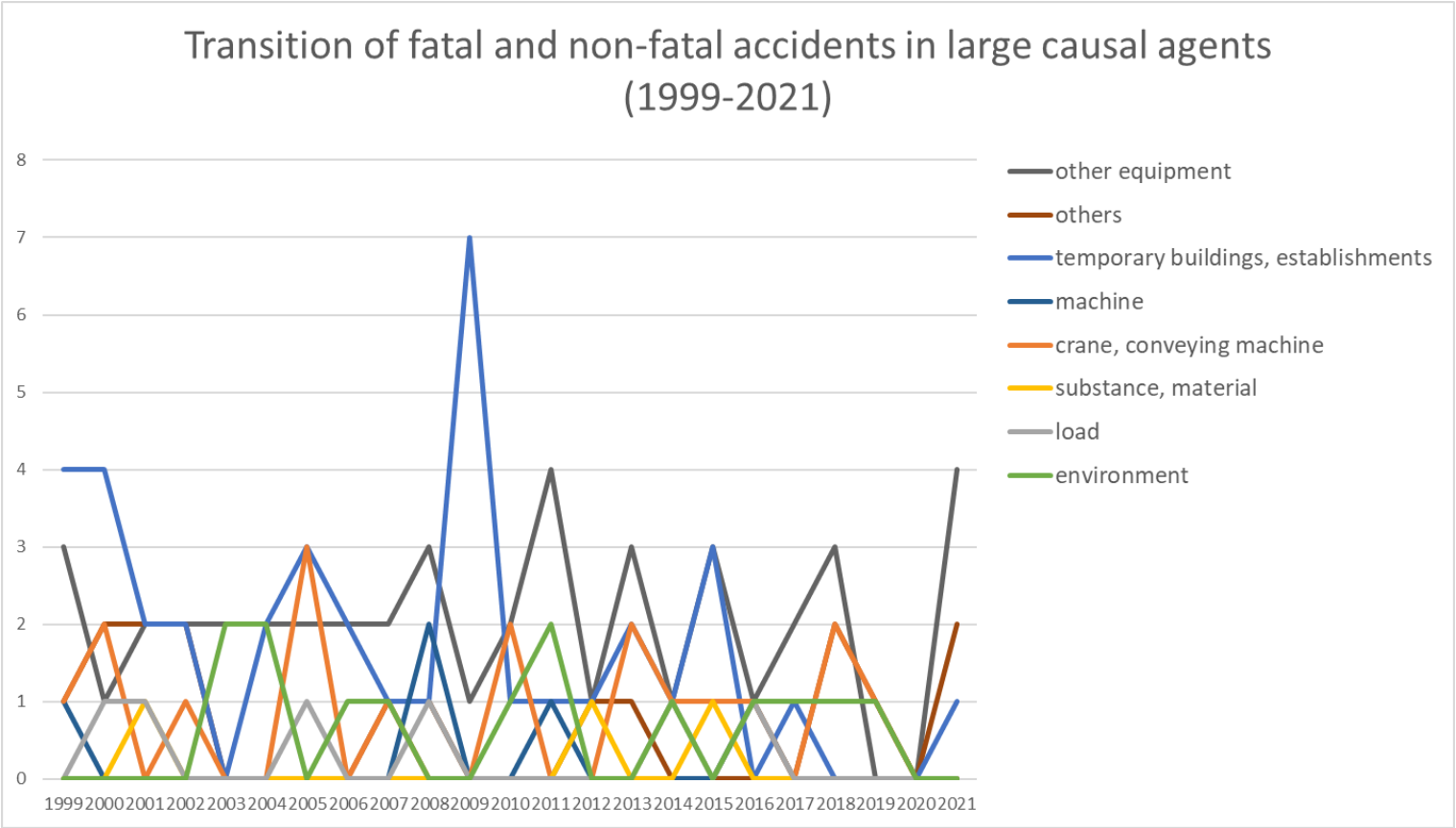
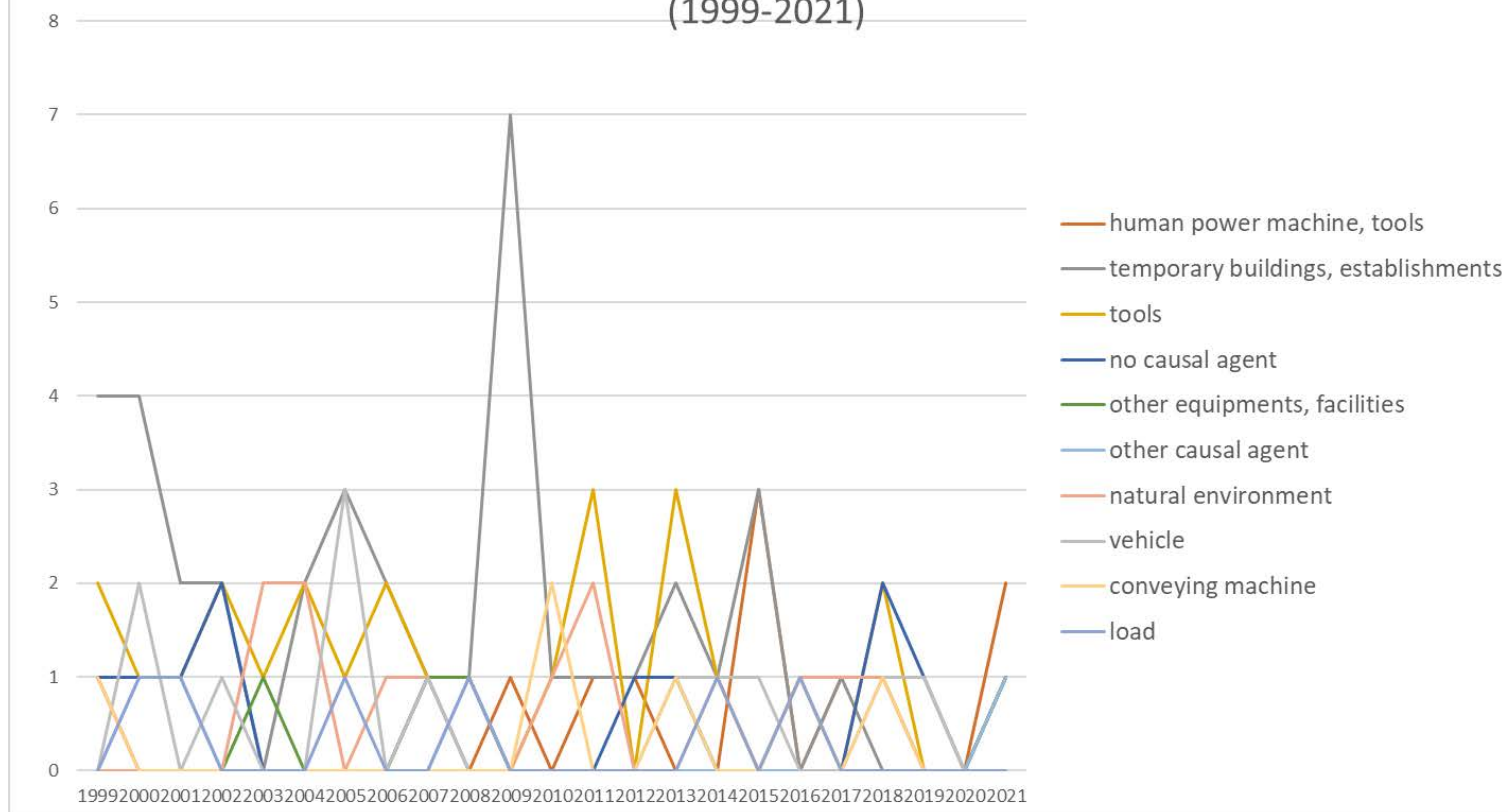


Transition of fatal and non-fatal accidents in each element like as causal agents, type of accidents, etc. in code no. 150104 cremation service (1999-2021)



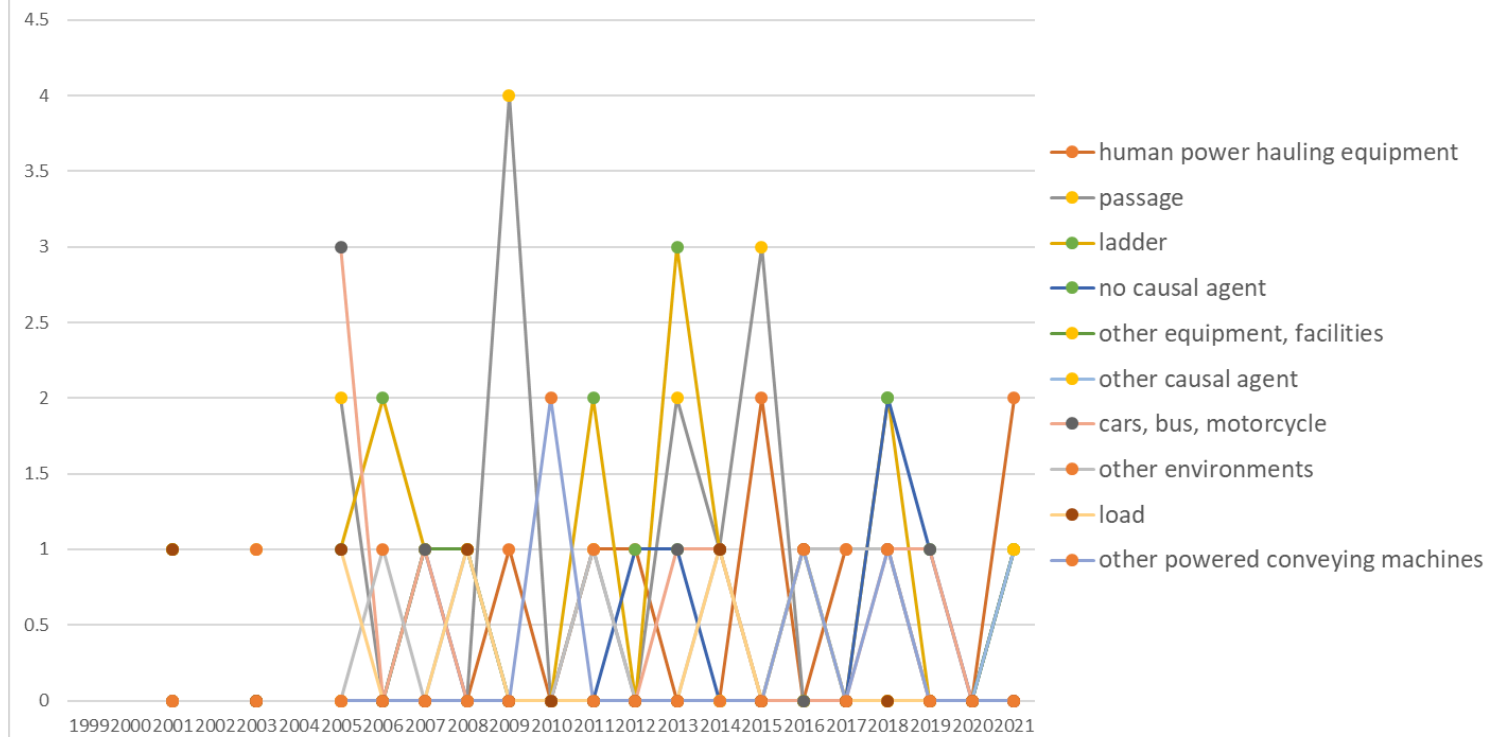
Transition of fatal and non-fatal accidents in large causal agents in code no. 150104 cremation service (1999-2021)

Transition of fatal and non-fatal accidents in top 10 middle causal agents
(1999-2021)

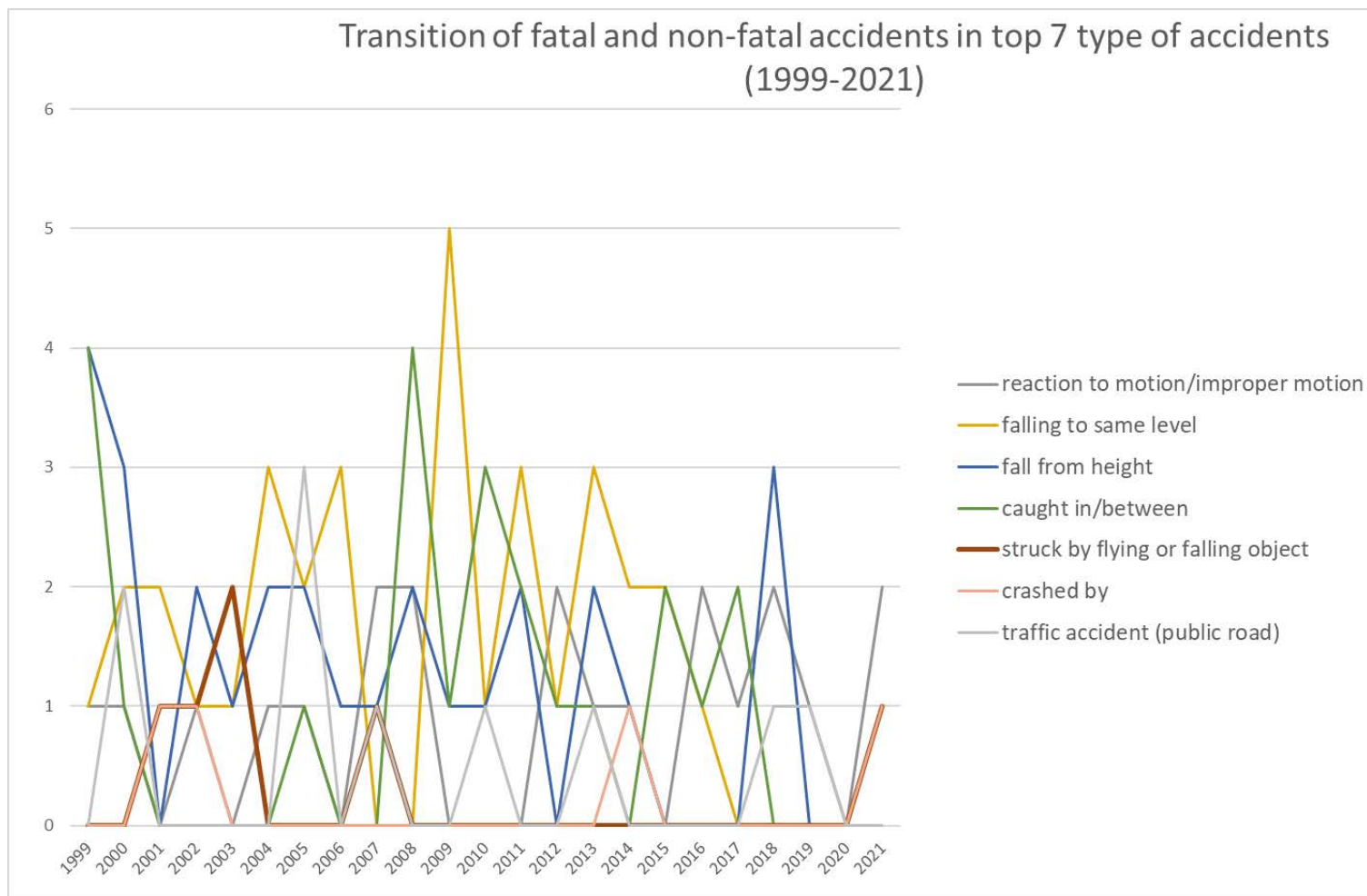


Transition of fatal and non-fatal accidents in middle causal agents in code no. 150104 cremation service (1999-2021)

Transition of fatal and non-fatal accidents in top 10 small causal agents
(1999-2021)

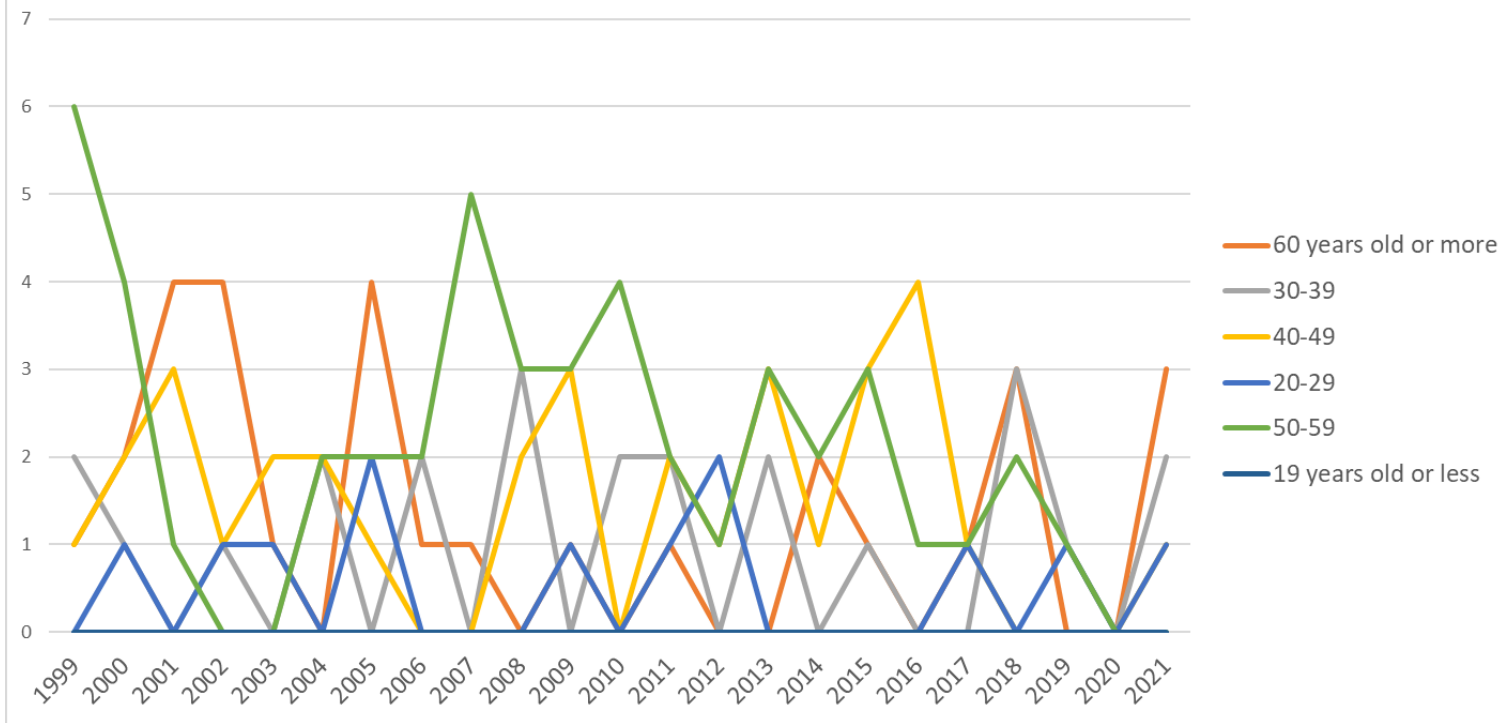


Transition of fatal and non-fatal accidents in small causal agents in code no. 150104 cremation service (1999-2021)

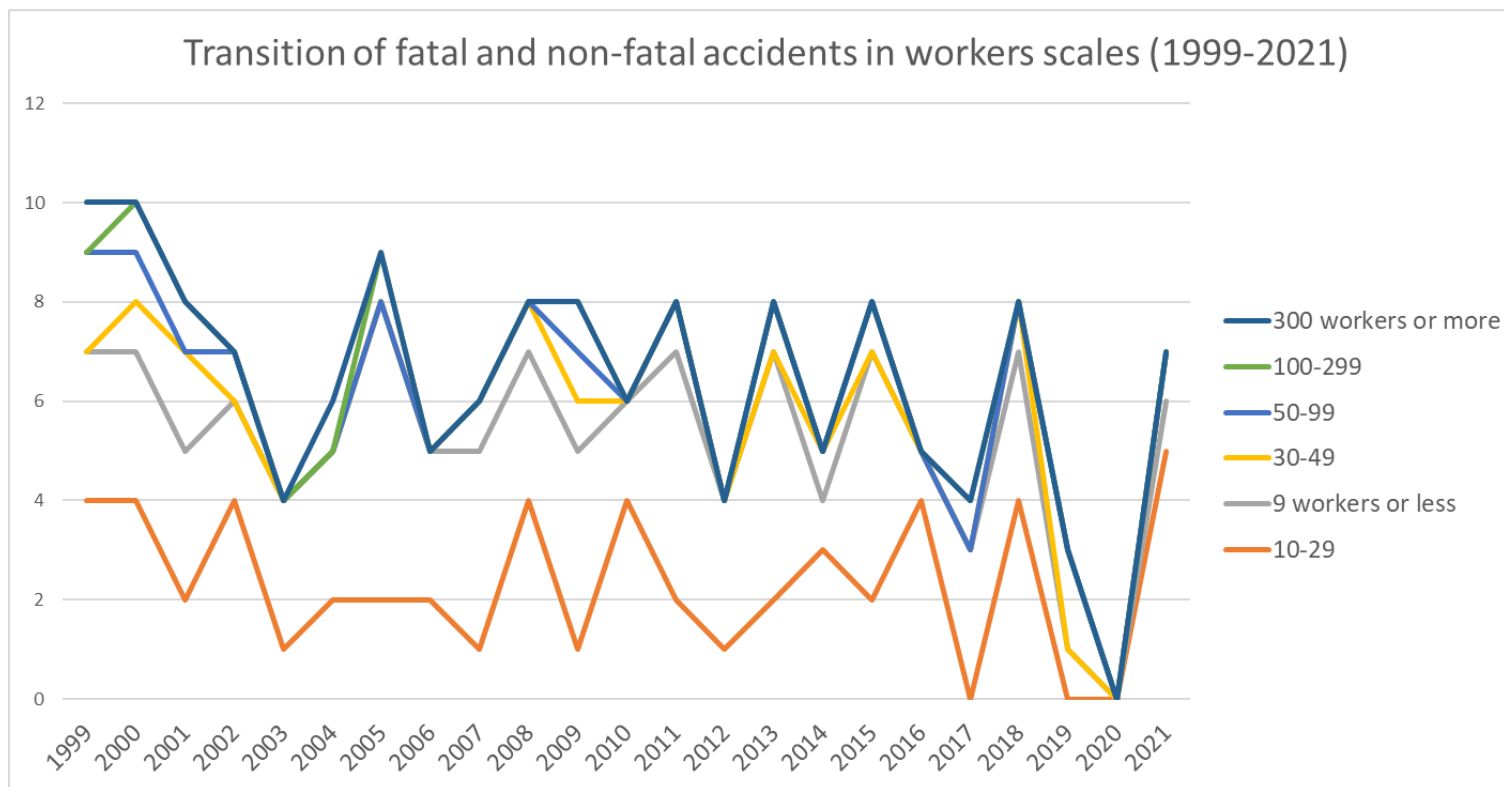


Transition of fatal and non-fatal accidents in type of accidents in code no. 150104 cremation service (1999-2021)

Transition of fatal and non-fatal accidents in workers ages (1999-2021)

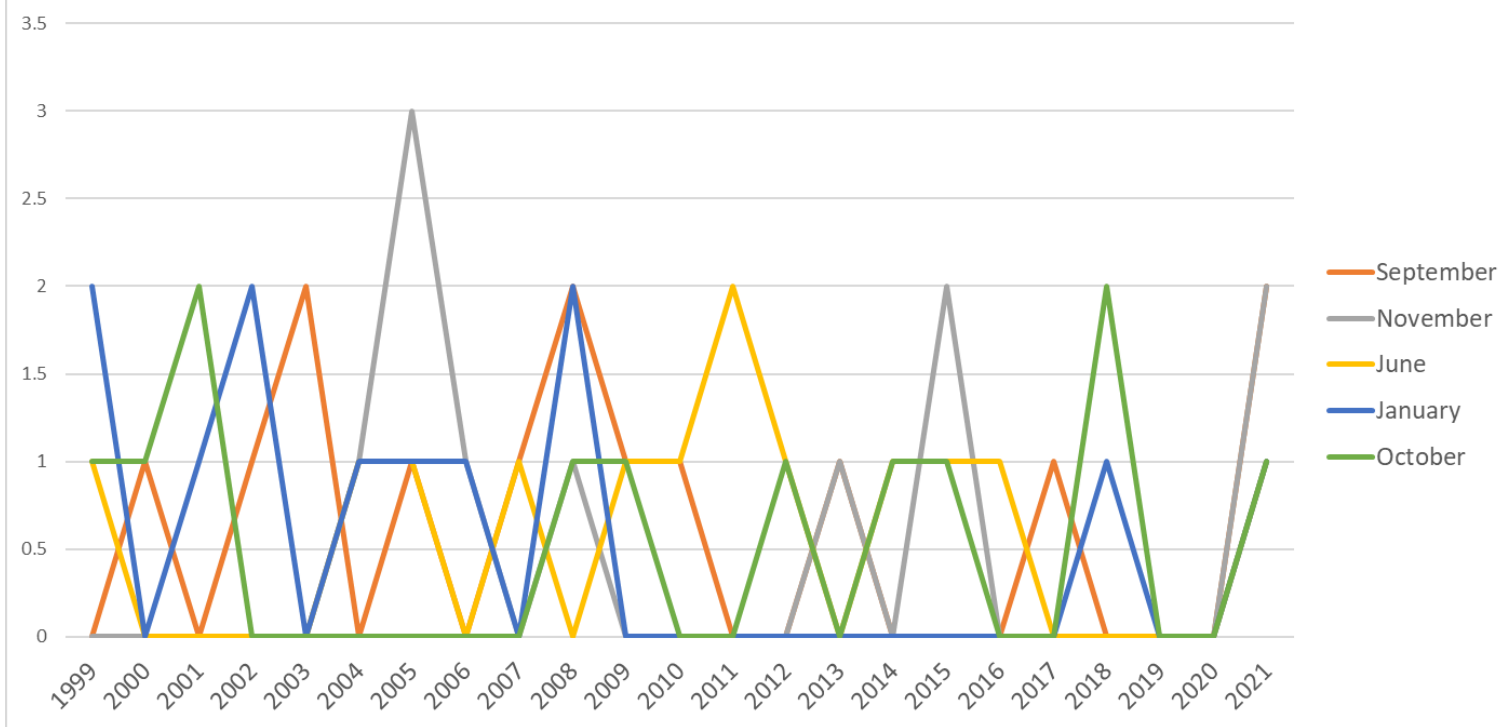


Transition of fatal and non-fatal accidents in workers ages in code no. 150104 cremation service (1999-2021)



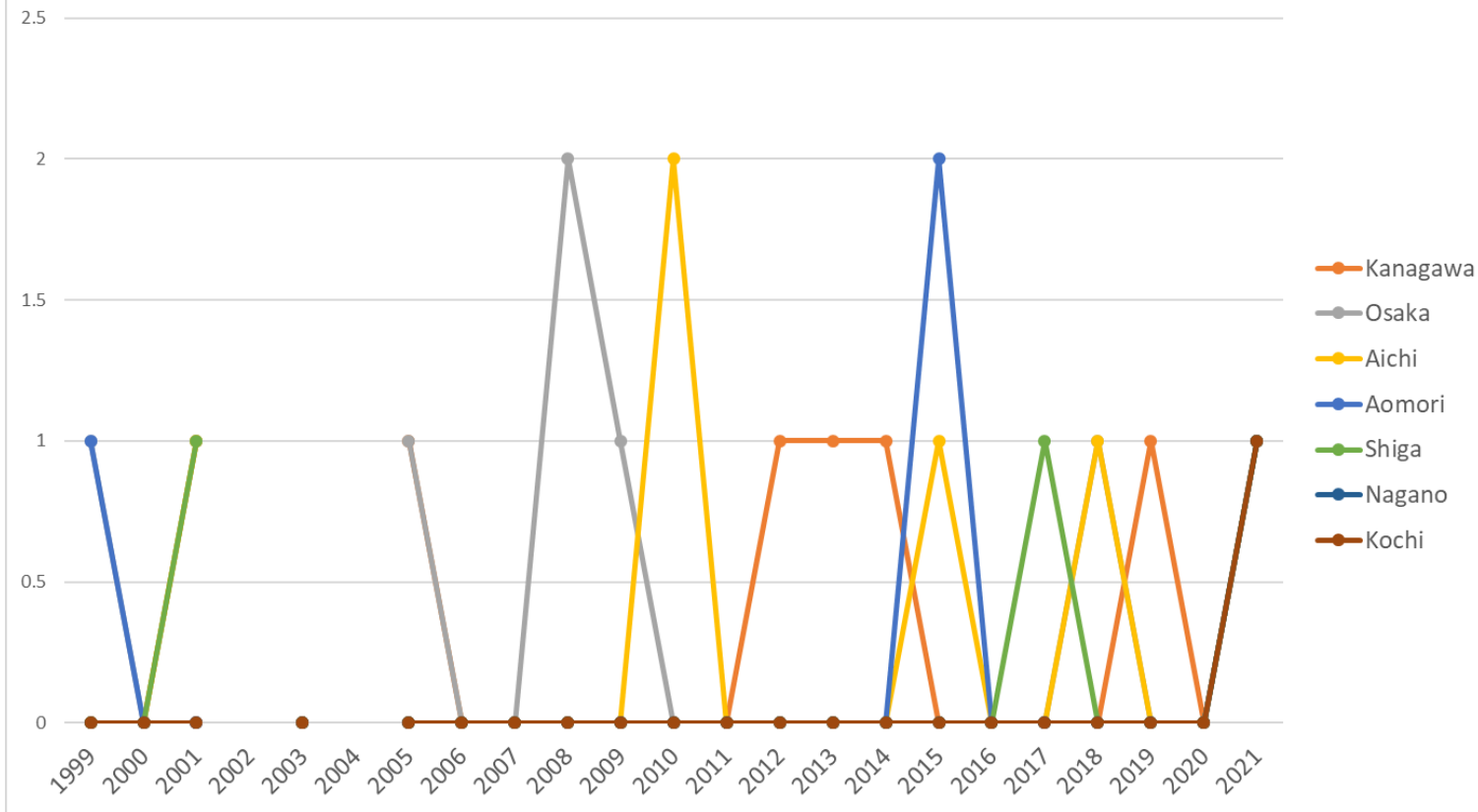
Transition of fatal and non-fatal accidents in workers scales in code no. 150104 cremation service (1999-2021)

Transition of fatal and non-fatal accidents in top 5 months (1999-2021)



Transition of fatal and non-fatal accidents in months in code no. 150104 cremation service (1999-2021)

Transition of fatal and non-fatal accidents in top 7 prefectures (1999-2021)



Transition of fatal and non-fatal accidents in prefectures in code no. 150104 cremation service (1999-2021)

Transition of fatal and non-fatal accidents in large causal agents in code no. 150104 cremation service (1999-2021)

code	Causal (L) agents	1999	2000	2001	2002	2003	2004	2005	2006	2007	2008	2009	2010	2011	2012	2013	2014	2015	2016	2017	2018	2019	2020	2021	total	Causal (L) agents
3	other equipment	3	1	2	2	2	2	2	2	2	3	1	2	4	1	3	1	3	1	2	3			4	46	other equipment
9	others	1	2	2	2					1	1				1	1					2	1		2	16	others
4	temporary buildings,	4	4	2	2		2	3	2	1	1	7	1	1	1	2	1	3		1				1	39	temporary buildings,

	establishments																								establishments	
1	machine	1									2		1				1							5	machine	
2	crane, conveying machine	1	2		1			3		1		2			2	1	1	1		2	1			18	crane, conveying machine	
5	substance, material			1										1			1							3	substance, material	
6	load		1	1				1			1					1		1						6	load	
7	environment					2	2		1	1			1	2			1		1	1	1	1		14	environment	
	total	10	10	8	7	4	6	9	5	6	8	8	6	8	4	8	5	8	5	4	8	3		7	147	total

Transition of fatal and non-fatal accidents in middle causal agents in code no. 150104 cremation service (1999-2021)

code	Causal (M) agents	1999	2000	2001	2002	2003	2004	2005	2006	2007	2008	2009	2010	2011	2012	2013	2014	2015	2016	2017	2018	2019	2020	2021	total	Causal (M) agents
36	human power machine, tools	1										1		1	1			3		1	1			2	11	human power machine, tools
41	temporary buildings, establishments	4	4	2	2		2	3	2	1	1	7	1	1	1	2	1	3		1				1	39	temporary buildings, establishments
37	tools	2	1	1	2	1	2	1	2	1	1		1	3		3	1				2			1	25	tools
92	no causal agent	1	1	1	2					1					1	1					2	1		1	12	no causal agent
39	other equipments, facilities					1				1	1								1					1	5	other equipments, facilities

91	other causal agent		1	1						1													1	4	other causal agent	
71	natural environment					2	2		1	1			1	2			1		1	1	1	1			14	natural environment
23	vehicle		2		1			3		1						1	1	1			1	1			12	vehicle
22	conveying machine	1											2			1			1		1				6	conveying machine
61	load		1	1				1			1					1		1							6	load
34	kiln, caldron			1				1			1									1					4	kiln, caldron
52	materials			1										1			1								3	materials
12	power transmission mechanism										1			1											2	power transmission mechanism
13	woodworking machine	1									1														2	woodworking machine
16	general machine																		1						1	general machine
35	electric equipment												1												1	electric equipment
11	engine																									engine
14	construction machine																									construction machine
15	metal manufacturing machine																									metal manufacturing machine

17	mobile silviculture machine																									mobile silviculture machine
21	crane																									crane
31	pressure vessel																									pressure vessel
32	chemical facilities																									chemical facilities
33	welding equipment																									welding equipment
51	hazards, harmful substances																									hazards, harmful substances
99	unclassifiable																									unclassifiable
	total	10	10	8	7	4	6	9	5	6	8	8	6	8	4	8	5	8	5	4	8	3		7	147	total

Transition of fatal and non-fatal accidents in small causal agents in code no. 150104 cremation service (1999-2021)

[illegible]

911	other causal agent			1						1													1	3	other causal agent
231	cars, bus, motorcycle						3		1						1	1				1	1			8	cars, bus, motorcycle
719	other environments				1			1					1			1		1	1	1				7	other environments
611	load			1			1			1					1		1							5	load
229	other powered conveying machines											2						1		1				4	other powered conveying machines
341	kiln, caldron			1			1			1								1						4	kiln, caldron
379	other tools			1		1						1	1											4	other tools
419	other temporary buildings, establishments			1								2	1											4	other temporary buildings, establishments
413	stairs, landing stage							1		1				1										3	stairs, landing stage
418	building, establishment								1		1							1						3	building, establishment
121	power transmission mechanism									1			1											2	power transmission mechanism
521	metal material			1												1								2	metal material
711	natural ground, rock					1						1												2	natural ground, rock
715	high/cold temperature environment								1											1				2	high/cold temperature environment
133	wood planer machine									1														1	wood planer machine

[illegible]

139	other woodworking machines																												other woodworking machines
141	leveling, transporting or loading machine																												leveling, transporting or loading machine
142	excavating machine																												excavating machine
143	foundation work machine																												foundation work machine
144	hardening machine																												hardening machine
145	demolition machine																												demolition machine
146	vehicle for high lift work																												vehicle for high lift work
149	other construction machines																												other construction machines
151	lathe																												lathe
152	drill press, milling machine																												drill press, milling machine
153	grinding machine, buffing machine																												grinding machine, buffing machine
154	power press																												power press
155	forging pressure hammer																												forging pressure hammer
156	shearing machine																												shearing machine
159	other metal manufacturing																												other metal manufacturing

[illegible]

[illegible]

519	other hazards, harmful substances																										other hazards, harmful substances
522	lumber, bamboo																										lumber, bamboo
523	stone, sand, substance																										stone, sand, substance
612	machine/equipment as load																										machine/equipment as load
712	standing tree																										standing tree
714	abnormal environment																										abnormal environment
999	unclassifiable																										unclassifiable
	total			8		4		9	5	6	8	8	6	8	4	8	5	8	5	4	8	3		7	114		total

Transition of fatal and non-fatal accidents in type of accidents in code no. 150104 cremation service (1999-2021)

code	Type of accidents	1999	2000	2001	2002	2003	2004	2005	2006	2007	2008	2009	2010	2011	2012	2013	2014	2015	2016	2017	2018	2019	2020	2021	total	Type of accidents
19	reaction to motion/improper motion	1	1		1		1	1		2	2				2	1	1		2	1	2	1		2	21	reaction to motion/improper motion
02	falling to same level	1	2	2	1	1	3	2	3			5	1	3	1	3	2	2	1					1	34	falling to same level
01	fall from height	4	3		2	1	2	2	1	1	2	1	1	2		2	1				3			1	29	fall from height
07	caught in/between	4	1					1			4	1	3	2	1	1		2	1	2				1	24	caught in/between
04	struck by flying or falling object			1	1	2				1														1	6	struck by flying or falling object

06	crashed by			1	1											1							1	4	crashed by		
17	traffic accident (public road)		2					3		1			1			1					1	1			10	traffic accident (public road)	
03	crash				1				1			1					3		1	1					8	crash	
90	others			2										1							1				4	others	
08	cut			1													1	1							3	cut	
11	contact to high/low-temperature				1																		1			3	contact to high/low-temperature
09	injury to the sole of the foot			1																						1	injury to the sole of the foot
05	collapse																										collapse
10	drown																										drown
12	contact to harmful substance																										contact to harmful substance
13	electric shock																										electric shock
14	explosion																										explosion
15	burst																										burst
16	fire																										fire
18	traffic accident (others)																										traffic accident (others)
99	unclassifiable																										unclassifiable
	total	10	10	8	7	4	6	9	5	6	8	8	6	8	4	8	5	8	5	4	8	3		7	147	total	

code	Age	1999	2000	2001	2002	2003	2004	2005	2006	2007	2008	2009	2010	2011	2012	2013	2014	2015	2016	2017	2018	2019	2020	2021	total	Age
6	60 years old or more	1	2	4	4	1		4	1	1		1		1			2	1		1	3			3	30	60 years old or more
3	30-39	2	1		1		2		2		3		2	2		2		1			3	1		2	24	30-39
4	40-49	1	2	3	1	2	2	1			2	3		2	1	3	1	3	4	1				1	33	40-49
2	20-29		1		1	1		2				1		1	2					1		1		1	12	20-29
5	50-59	6	4	1			2	2	2	5	3	3	4	2	1	3	2	3	1	1	2	1			48	50-59
1	19 years old or less																									19 years old or less
	total	10	10	8	7	4	6	9	5	6	8	8	6	8	4	8	5	8	5	4	8	3		7	147	total

code	Workers scale	1999	2000	2001	2002	2003	2004	2005	2006	2007	2008	2009	2010	2011	2012	2013	2014	2015	2016	2017	2018	2019	2020	2021	total	Workers scale
2	10-29	4	4	2	4	1	2	2	2	1	4	1	4	2	1	2	3	2	4		4			5	54	10-29
1	9 workers or less	3	3	3	2	3	3	6	3	4	3	4	2	5	3	5	1	5	1	3	3	1		1	67	9 workers or less
3	30-49		1	2						1	1	1		1			1				1			1	10	30-49
4	50-99	2	1		1							1				1		1				2			9	50-99
5	100-299		1	1				1				1								1					5	100-299
6	300 workers or more	1					1																		2	300 workers or more
	total	10	10	8	7	4	6	9	5	6	8	8	6	8	4	8	5	8	5	4	8	3		7	147	total

[illegible]

code	Month	1999	2000	2001	2002	2003	2004	2005	2006	2007	2008	2009	2010	2011	2012	2013	2014	2015	2016	2017	2018	2019	2020	2021	total	Month
9	September		1		1	2		1		1	2	1	1			1				1				2	14	September
11	November						1	3	1		1					1		2						2	11	November
6	June	1					1	1		1		1	1	2	1		1	1	1					1	13	June
1	January	2		1	2		1	1	1		2										1			1	12	January
10	October	1	1	2							1	1			1		1	1			2			1	12	October
4	April	1	3	1		1	1	1			1	1		1		2		3			2				18	April
7	July	1	1	1	2	1	1	1		1	1	1	1						1		1				14	July
8	August	1	1	1								1	1	1		1	1	1		2	1	2			14	August
2	February	1			1		1		1	1				2		1	2					1			11	February
3	March	1	2						1	2			2	1					1	1					11	March
5	May	1		1	1							2		1	2	1			1		1				11	May
12	December		1	1				1	1							1			1						6	December
	total	10	10	8	7	4	6	9	5	6	8	8	6	8	4	8	5	8	5	4	8	3		7	147	total

Transition of fatal and non-fatal accidents in prefectures in code no. 150104 cremation service (1999-2021)

code	Prefecture	1999	2000	2001	2002	2003	2004	2005	2006	2007	2008	2009	2010	2011	2012	2013	2014	2015	2016	2017	2018	2019	2020	2021	total	Prefecture
14	Kanagawa			1				1							1	1	1					1		1	7	Kanagawa
27	Osaka	1						1			2	1									1			1	7	Osaka
23	Aichi			1									2					1			1			1	6	Aichi
2	Aomori	1																2						1	4	Aomori
25	Shiga			1																1				1	3	Shiga
20	Nagano																							1	1	Nagano
39	Kochi																							1	1	Kochi

[illegible]

3	Iwate												1											1	Iwate	
7	Fukushima										1													1	Fukushima	
9	Tochigi												1											1	Tochigi	
16	Toyama															1								1	Toyama	
21	Gifu										1													1	Gifu	
24	Mie		1																					1	Mie	
30	Wakayama							1																1	Wakayama	
32	Shimane												1											1	Shimane	
36	Tokushima							1																1	Tokushima	
45	Miyazaki	1																						1	Miyazaki	
46	Kagoshima															1								1	Kagoshima	
5	Akita																								Akita	
31	Tottori																								Tottori	
33	Okayama																								Okayama	
37	Kagawa																								Kagawa	
41	Saga																								Saga	
47	Okinawa																								Okinawa	
	total	10	10	8		4		9	5	6	8	8	6	8	4	8	5	8	5	4	8	3		7	134	total

Data source : <https://anzeninfo.mhlw.go.jp/user/anzen/tok/anst00.htm>

Return to https://www.jisha.or.jp/english/statistics/202211_23.html