Transition of fatal and non-fatal accidents in each element like as causal agents, type of accidents, etc. in code no. 16 public office (1999-2021)

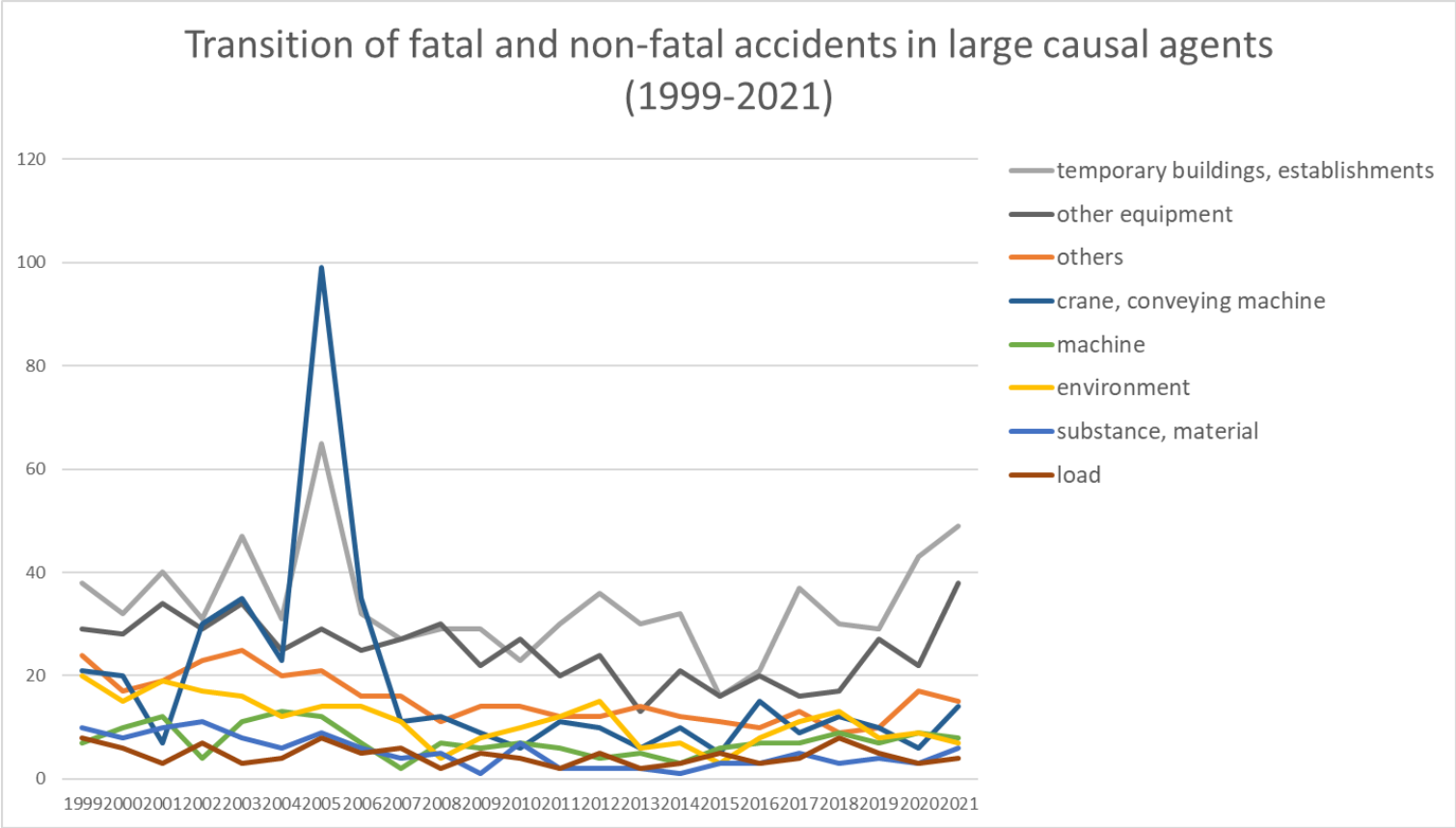

Transition of fatal and non-fatal accidents in large causal agents in code no. 16 public office (1999-2021)

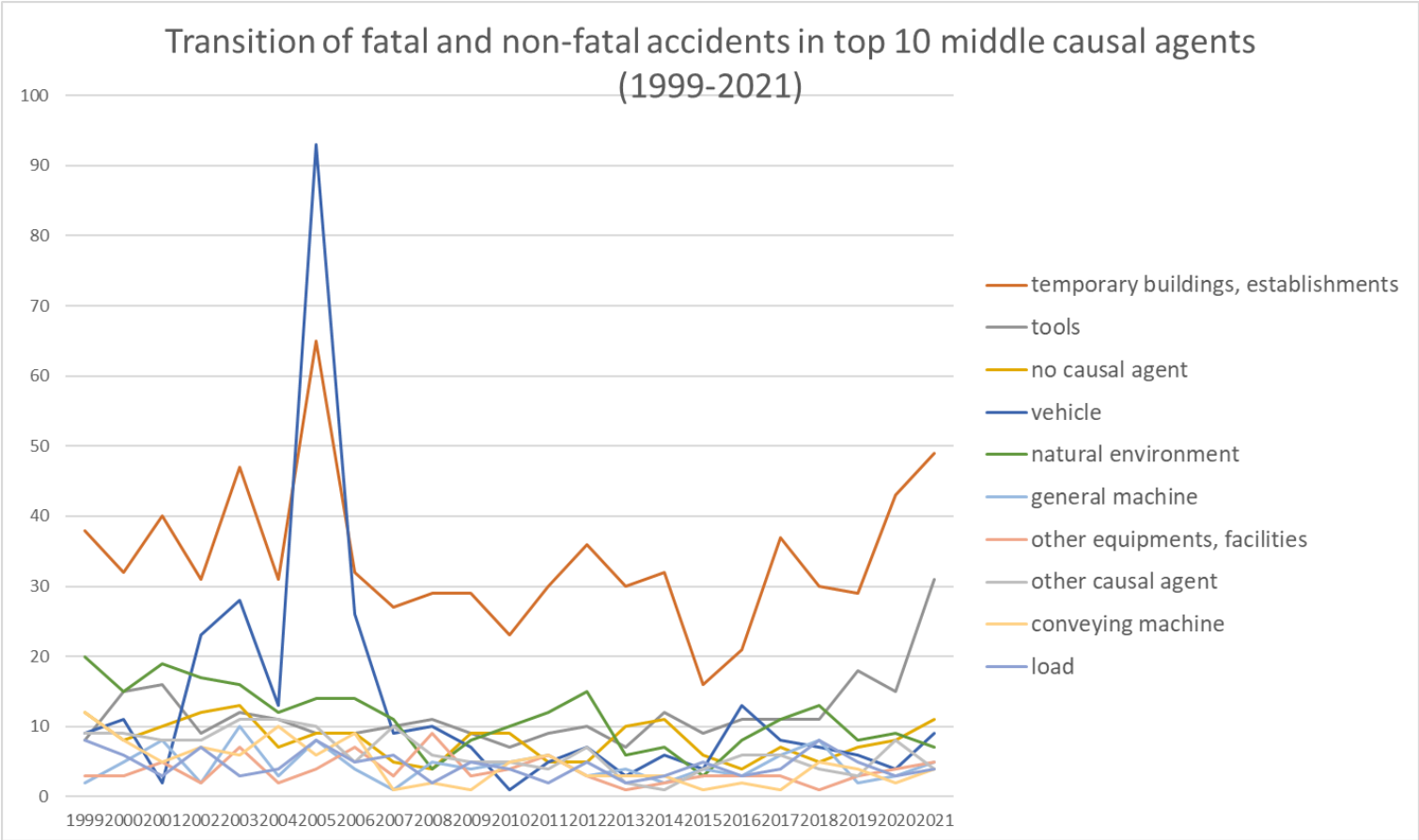

Transition of fatal and non-fatal accidents in middle causal agents in code no. 16 public office (1999-2021)

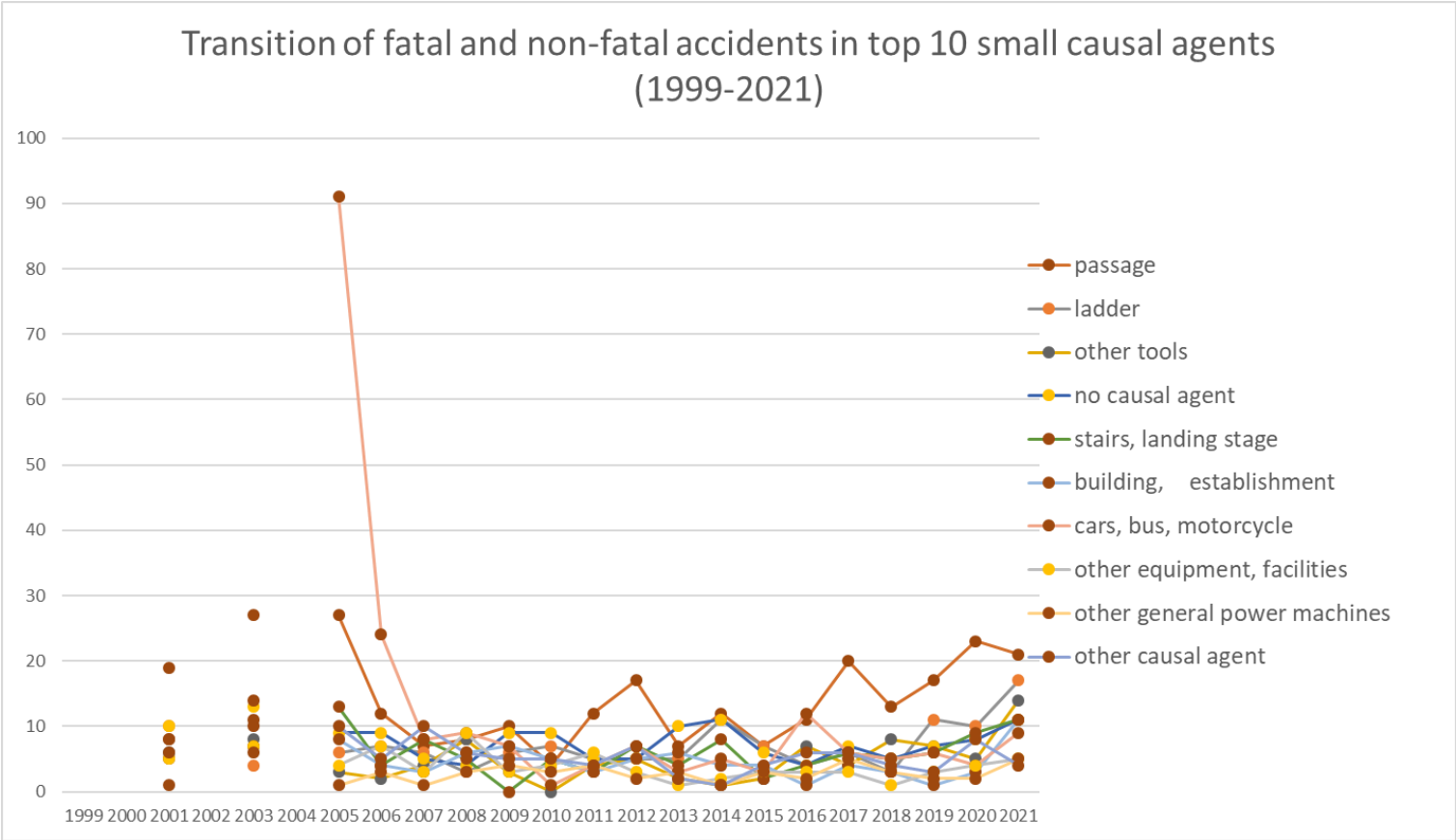

Transition of fatal and non-fatal accidents in small causal agents in code no. 16 public office (1999-2021)

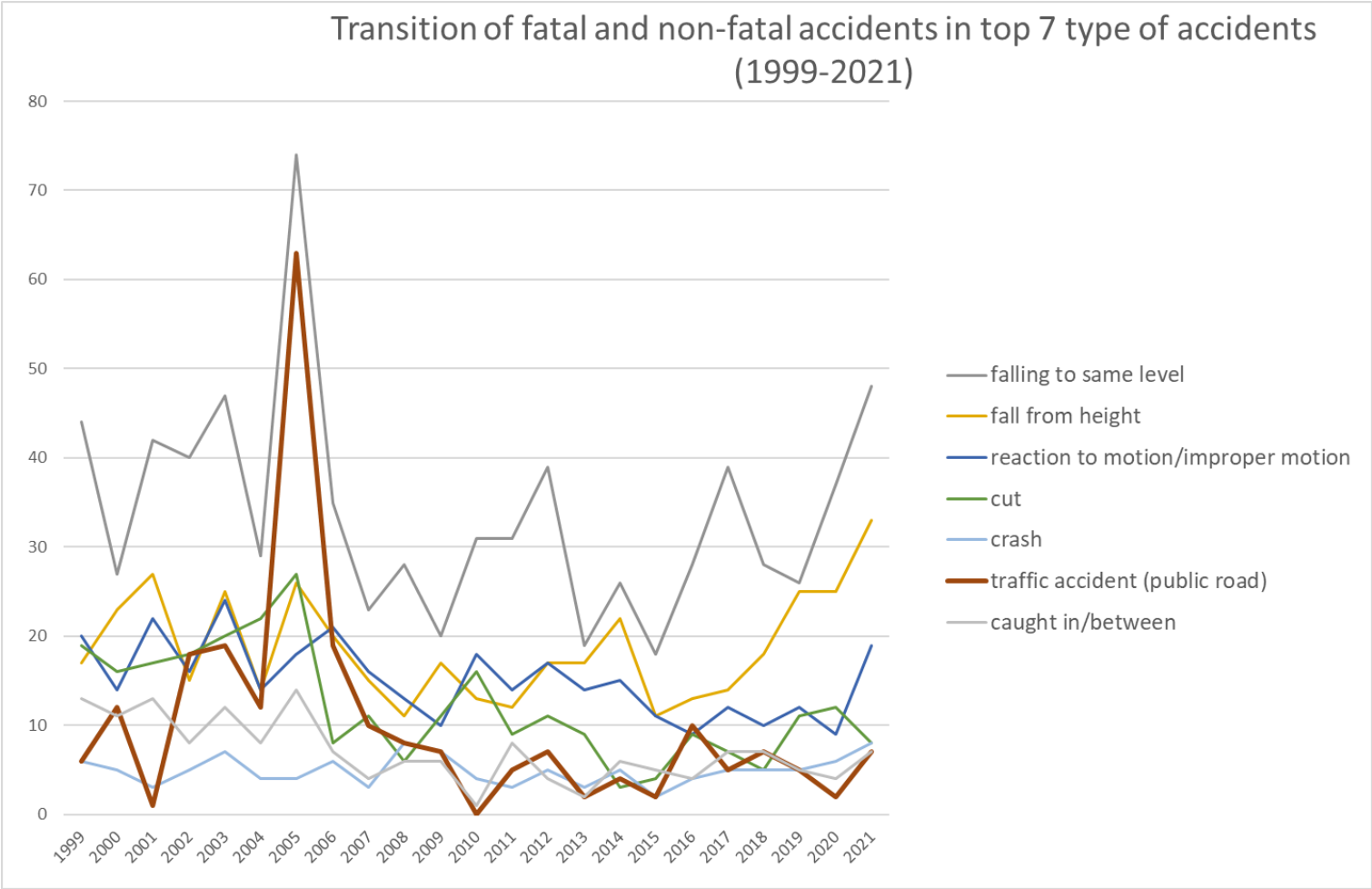

Transition of fatal and non-fatal accidents in type of accidents in code no. 16 public office (1999-2021)

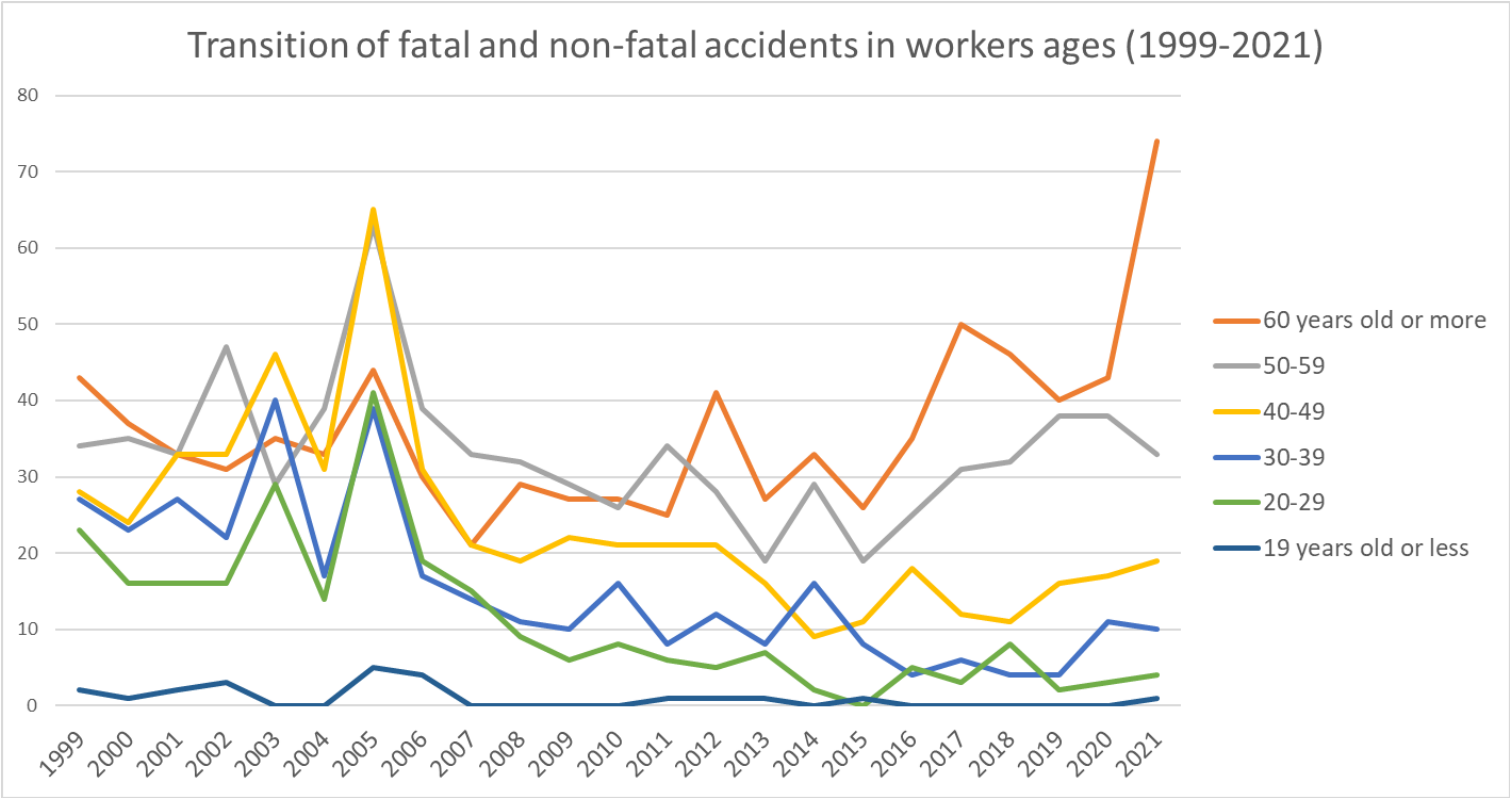

Transition of fatal and non-fatal accidents in workers ages in code no. 16 public office (1999-2021)

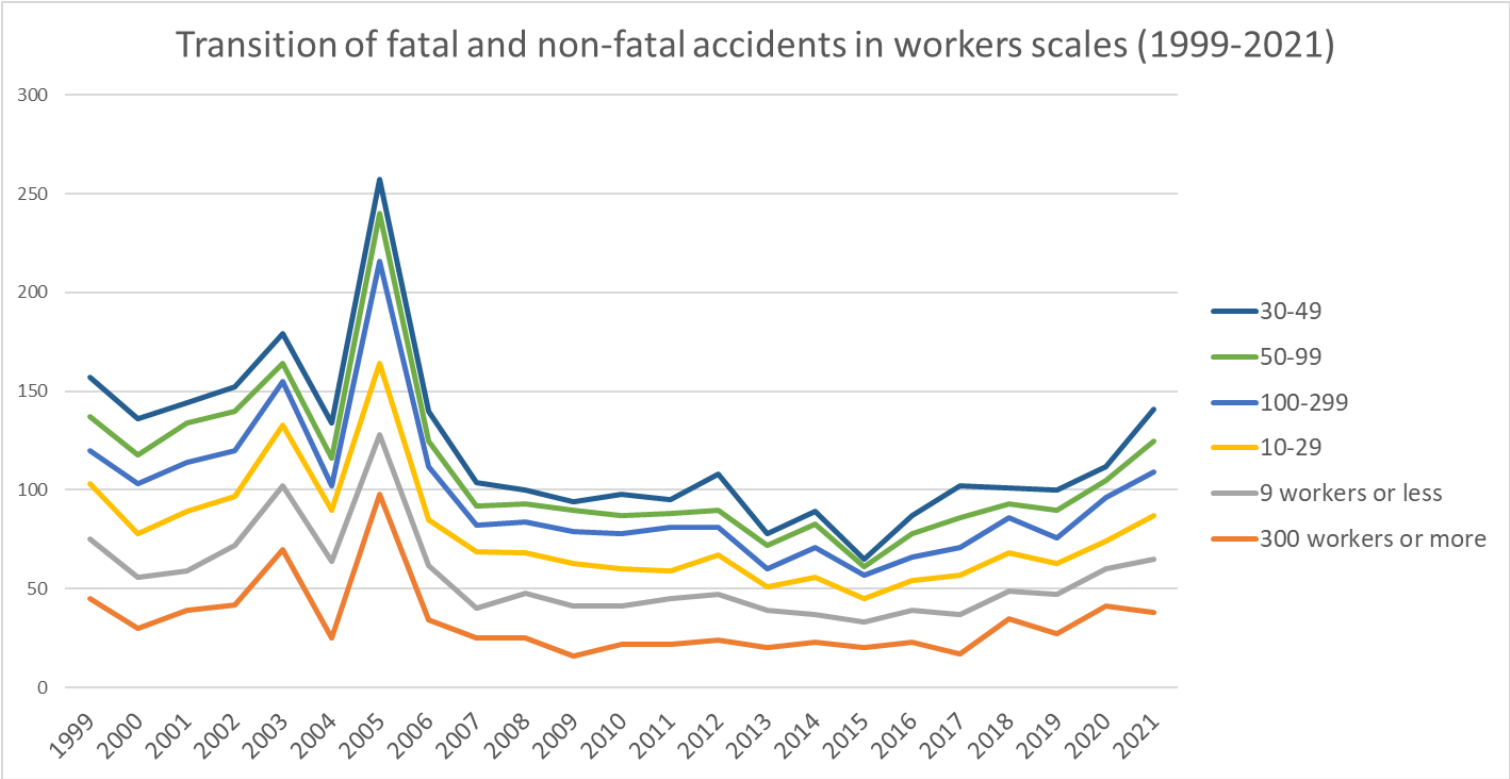

Transition of fatal and non-fatal accidents in workers scales in code no. 16 public office (1999-2021)

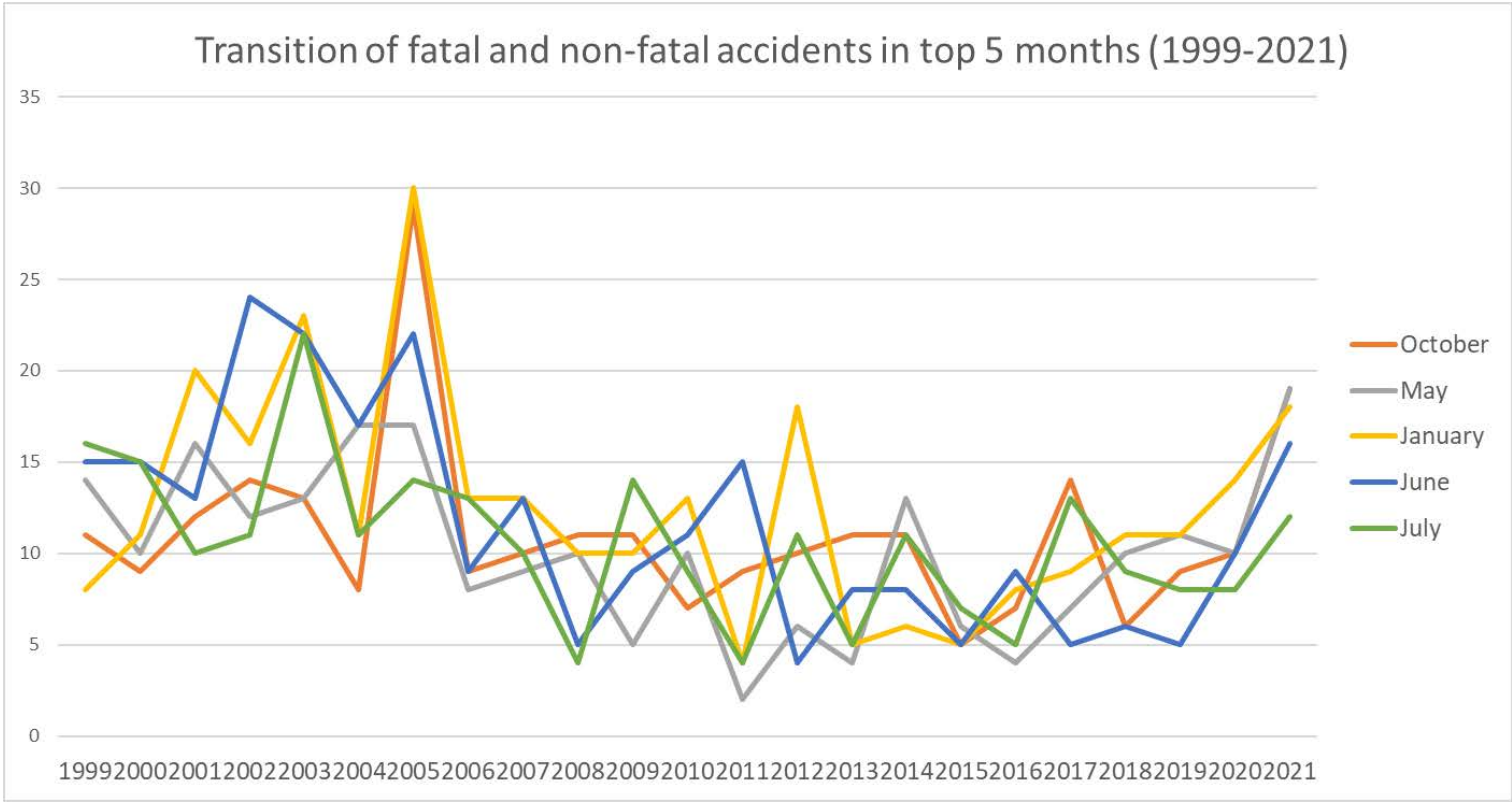

Transition of fatal and non-fatal accidents in months in code no. 16 public office (1999-2021)

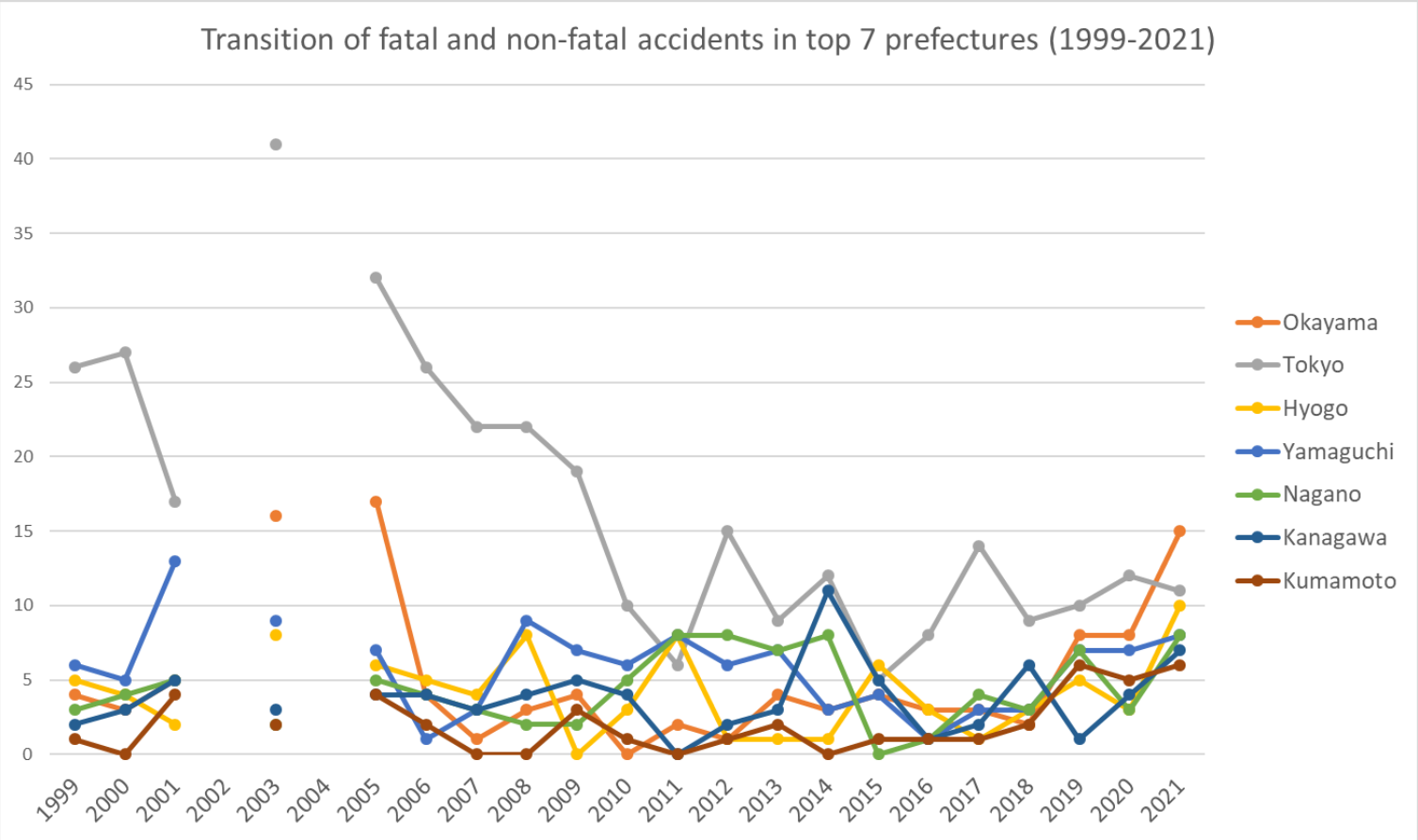

Transition of fatal and non-fatal accidents in prefectures in code no. 16 public office (1999-2021)

Transition of fatal and non-fatal accidents in large causal agents in code no. 16 public office (1999-2021)

code	Causal (L) agents	1999	2000	2001	2002	2003	2004	2005	2006	2007	2008	2009	2010	2011	2012	2013	2014	2015	2016	2017	2018	2019	2020	2021	total	Causal (L) agents
4	temporary buildings, establishments	38	32	40	31	47	31	65	32	27	29	29	23	30	36	30	32	16	21	37	30	29	43	49	777	temporary buildings, establishments
3	other equipment	29	28	34	29	34	25	29	25	27	30	22	27	20	24	13	21	16	20	16	17	27	22	38	573	other equipment

9	others	24	17	19	23	25	20	21	16	16	11	14	14	12	12	14	12	11	10	13	9	10	17	15	355	others
2	crane, conveying machine	21	20	7	30	35	23	99	35	11	12	9	6	11	10	6	10	5	15	9	12	10	6	14	416	crane, conveying machine
1	machine	7	10	12	4	11	13	12	7	2	7	6	7	6	4	5	3	6	7	7	9	7	9	8	169	machine
7	environment	20	15	19	17	16	12	14	14	11	4	8	10	12	15	6	7	3	8	11	13	8	9	7	259	environment
5	substance, material	10	8	10	11	8	6	9	6	4	5	1	7	2	2	2	1	3	3	5	3	4	3	6	119	substance, material
6	load	8	6	3	7	3	4	8	5	6	2	5	4	2	5	2	3	5	3	4	8	5	3	4	105	load
	total	157	136	144	152	179	134	257	140	104	100	94	98	95	108	78	89	65	87	102	101	100	112	141	2,773	total

Transition of fatal and non-fatal accidents in middle causal agents in code no. 16 public office (1999-2021)

code	Causal (M) agents	1999	2000	2001	2002	2003	2004	2005	2006	2007	2008	2009	2010	2011	2012	2013	2014	2015	2016	2017	2018	2019	2020	2021	total	Causal (M) agents
41	temporary buildings, establishments	38	32	40	31	47	31	65	32	27	29	29	23	30	36	30	32	16	21	37	30	29	43	49	777	temporary buildings, establishments
37	tools	8	15	16	9	12	11	9	9	10	11	9	7	9	10	7	12	9	11	11	11	18	15	31	270	tools
92	no causal agent	12	8	10	12	13	7	9	9	5	4	9	9	5	5	10	11	6	4	7	5	7	8	11	186	no causal agent
23	vehicle	9	11	2	23	28	13	93	26	9	10	7	1	5	7	3	6	4	13	8	7	6	4	9	304	vehicle
71	natural environment	20	15	19	17	16	12	14	14	11	4	8	10	12	15	6	7	3	8	11	13	8	9	7	259	natural environment
16	general machine	2	5	8	2	10	3	8	4	1	5	4	5	6	3	4	2	4	3	6	8	2	3	5	103	general machine

39	other equipments, facilities	3	3	5	2	7	2	4	7	3	9	3	4	6	3	1	2	3	3	3	1	3	4	5	86	other equipments, facilities
91	other causal agent	9	9	8	8	11	11	10	5	10	6	5	5	4	7	2	1	4	6	6	4	3	8	4	146	other causal agent
22	conveying machine	12	8	5	7	6	10	6	9	1	2	1	5	6	3	3	3	1	2	1	5	4	2	4	106	conveying machine
61	load	8	6	3	7	3	4	8	5	6	2	5	4	2	5	2	3	5	3	4	8	5	3	4	105	load
52	materials	9	8	9	10	7	4	9	6	3	5	1	7	1	2	2	1	3	2	3	2	3	3	3	103	materials
51	hazards, harmful substances	1		1	1	1	2			1				1					1	2	1	1		3	16	hazards, harmful substances
36	human power machine, tools	17	10	13	18	14	12	15	7	13	9	10	16	5	11	5	6	4	6	2	5	6	2	2	208	human power machine, tools
13	woodworking machine	1	3	4	1		3	1	2		1	2	2		1		1	2	2		1	4	4	2	37	woodworking machine
15	metal manufacturing machine	3			1	1	2	1		1									1				1	1	12	metal manufacturing machine
21	crane		1			1				1		1					1							1	6	crane
99	unclassifiable	3		1	3	1	2	2	2	1	1			3		2		1					1		23	unclassifiable
14	construction machine	1	2				4	1			1								1	1		1	1		13	construction machine
34	kiln, caldron					1			2	1															4	kiln, caldron
35	electric equipment							1			1						1						1		4	electric

																											equipment
11	engine						1										1									2	engine
12	power transmission mechanism							1	1																	2	power transmission mechanism
31	pressure vessel	1																								1	pressure vessel
17	mobile silviculture machine																										mobile silviculture machine
32	chemical facilities																										chemical facilities
33	welding equipment																										welding equipment
	total	157	136	144	152	179	134	257	140	104	100	94	98	95	108	78	89	65	87	102	101	100	112	141	2,773		total

Transition of fatal and non-fatal accidents in small causal agents in code no. 16 public office (1999-2021)

code	Causal (S) agents	1999	2000	2001	2002	2003	2004	2005	2006	2007	2008	2009	2010	2011	2012	2013	2014	2015	2016	2017	2018	2019	2020	2021	total	Causal (S) agents
417	passage			19		10		27	12	7	8	10	4	12	17	7	12	7	11	20	13	17	23	21	257	passage
371	ladder			10		4		6	7	6	3	6	7	5	5	5	11	7	4	6	3	11	10	17	133	ladder
379	other tools			6		8		3	2	4	8	3		4	5	2	1	2	7	4	8	7	5	14	93	other tools
921	no causal agent			10		13		9	9	5	4	9	9	5	5	10	11	6	4	7	5	7	8	11	147	no causal agent
413	stairs, landing stage			5		7		13	4	8	5		5	3	7	4	8	2	4	6	5	6	9	11	112	stairs, landing stage
418	building, establishment			8		14		8	4	3	6	7	5	3	5	6	4	4	1	4	3	1	3	11	100	building, establishment
	cars, bus,																									cars, bus,

231	motorcycle			1		27		91	24	8	9	7	1	4	7	3	5	3	12	6	5	6	4	9	232	motorcycle
391	other equipment, facilities			5		7		4	7	3	9	3	4	6	3	1	2	3	3	3	1	3	4	5	76	other equipment, facilities
169	other general power machines			6		6		1	3	1	3	4	3	4	2	3	1	3	2	5	3	2	2	5	59	other general power machines
911	other causal agent			8		11		10	5	10	6	5	5	4	7	2	1	4	6	6	4	3	8	4	109	other causal agent
611	load			3		3		7	4	6	2	2	4	2	4	2	3	5	3	4	7	5	3	4	73	load
416	working platform, boot board			4		9		8	2	3	3	3	3	7	2	4	4	1	3	3	4	3	3	3	72	working platform, boot board
711	natural ground, rock			9		4		3	8	3	2	2	2	6	4	2	4	1	3	1	2	1	4	3	64	natural ground, rock
221	truck			2		4		3	8	1	2	1	4	5	3	3	2		1	1	5	4		3	52	truck
364	hand tool			10		12		13	5	11	4	8	11	4	6	4	3	2	2			4	1	2	102	hand tool
419	other temporary buildings, establishments			4		6		7	9	5	6	9	4	4	3	7	4	2	1	2	3	2	4	2	84	other temporary buildings, establishments
719	other environments			6		5		5	5	5	1	1	4	2	6	1	1	2	2	2	3	3	2	2	58	other environments
519	other hazards, harmful substances			1		1								1					1	1	1	1		2	9	other hazards, harmful substances
712	standing tree			4		3		5		3		4	3	1	5	1	2		3	6	6	4	2	1	53	standing tree
521	metal material			3		1		2	2	1	1		2	1				2	1	2	1	1		1	21	metal material
522	lumber, bamboo					3		2	1	1	1	1	3				1	1					1	1	16	lumber, bamboo
523	stone, sand, substance			2		1			1		1		1		1				1	1	1	1		1	12	stone, sand, substance

715	high/cold temperature environment					2			1					1		1				2	1		1	1	10	high/cold temperature environment
136	chain saw											1						1	1		1	2		1	7	chain saw
222	forklift			1		1		1					1					1						1	6	forklift
414	opening												1		1					1	2			1	6	opening
139	other woodworking machines			1					1													1		1	4	other woodworking machines
153	grinding machine, buffing machine									1													1	1	3	grinding machine, buffing machine
214	elevator, lift									1														1	2	elevator, lift
512	inflammable substance																			1				1	2	inflammable substance
362	human power hauling equipment			2		2		2	2	1	5	2	5	1	5	1	3	2	4	2	5	2	1		47	human power hauling equipment
165	food manufacturing machine			2		3		7	1		2		2	2	1	1	1	1	1		4		1		29	food manufacturing machine
529	other materials			4		2		5	2	1	2		1		1	2						1	2		23	other materials
131	circular sawing machine			2				1	1		1	1	1		1		1	1	1			1	4		16	circular sawing machine
239	other vehicles			1		1		2	2	1	1			1			1	1	1	2	2				16	other vehicles
999	unclassifiable			1		1		2	2	1	1			3		2		1					1		15	unclassifiable
415	roof, beam, haze, crossbeam, principal rafter					1		1					1	1	1	1			1	1					8	roof, beam, haze, crossbeam, principal rafter

713	water					2					1	1	1	2							1				8	water
612	machine/equipment as load							1	1			3			1						1				7	machine/equipment as load
224	conveyor			1		1		1	1					1					1						6	conveyor
411	scaffolding							1	1	1	1					1							1		6	scaffolding
341	kiln, caldron					1			2	1															4	kiln, caldron
142	excavating machine										1								1				1		3	excavating machine
159	other metal manufacturing machines					1		1											1						3	other metal manufacturing machines
162	mixer, grinder					1														1	1				3	mixer, grinder
359	other electrical equipment							1			1												1		3	other electrical equipment
121	power transmission mechanism							1	1																2	power transmission mechanism
133	wood planer machine			1									1												2	wood planer machine
141	leveling, transporting or loading machine							1												1					2	leveling, transporting or loading machine
212	mobile crane					1											1								2	mobile crane
225	loader							1									1								2	loader
229	other powered conveying machines			1																			1		2	other powered conveying machines
	human power																									human power

363	machine			1						1																2	machine
714	abnormal environment							1								1										2	abnormal environment
111	engine															1										1	engine
149	other construction machines																						1			1	other construction machines
219	other powered crane											1														1	other powered crane
227	rough terrain hauler																							1		1	rough terrain hauler
351	transmission																1									1	transmission
372	slinging tool																			1						1	slinging tool
513	inflammable gas									1																1	inflammable gas
132	band sawing machine																										band sawing machine
134	hollow chisel mortiser, wood borer																										hollow chisel mortiser, wood borer
135	chamfering machine, router, woodworking milling machine																										chamfering machine, router, woodworking milling machine
143	foundation work machine																										foundation work machine
144	hardening machine																										hardening machine
145	demolition machine																										demolition machine

146	vehicle for high lift work																									vehicle for high lift work
151	lathe																									lathe
152	drill press, milling machine																									drill press, milling machine
154	power press																									power press
155	forging pressure hammer																									forging pressure hammer
156	shearing machine																									shearing machine
161	centrifugal machine																									centrifugal machine
163	roll machine (except printingroll machine)																									roll machine (except printingroll machine)
164	injection molding machine																									injection molding machine
166	printing machine																									printing machine
167	industrial robot																									industrial robot
171	felling machine																									felling machine
172	mobile logging machine																									mobile logging machine
173	skyline yarding machine																									skyline yarding machine
179	other mobile silviculture machine																									other mobile silviculture machine

211	crane																									crane
213	derrick crane																									derrick crane
215	cargo lifting appliance																									cargo lifting appliance
216	gondola																									gondola
217	lumberyard equipment, logging cableway																									lumberyard equipment, logging cableway
218	simple skyline yarding equipment																									simple skyline yarding equipment
223	railway equipment																									railway equipment
226	straddle carrier																									straddle carrier
232	railway vehicle																									railway vehicle
311	boiler																									boiler
312	pressure vessel																									pressure vessel
319	other pressure vessels																									other pressure vessels
321	chemical facilities																									chemical facilities
331	gas welding equipment																									gas welding equipment
332	arc welding equipment																									arc welding equipment
339	other welding equipment																									other welding equipment
342	industrial dryer																									industrial dryer

349	other kiln, caldron																									other kiln, caldron
352	electric power facilities																									electric power facilities
361	human power cranes																									human power cranes
412	timbering																									timbering
511	explosive substance																									explosive substance
514	harmful substance																									harmful substance
515	radiation																									radiation
	total			144		179		257	140	104	100	94	98	95	108	78	89	65	87	102	101	100	112	141	2,194	total

Transition of fatal and non-fatal accidents in type of accidents in code no. 16 public office (1999-2021)

code	Type of accidents	1999	2000	2001	2002	2003	2004	2005	2006	2007	2008	2009	2010	2011	2012	2013	2014	2015	2016	2017	2018	2019	2020	2021	total	Type of accidents
02	falling to same level	44	27	42	40	47	29	74	35	23	28	20	31	31	39	19	26	18	28	39	28	26	37	48	779	falling to same level
01	fall from height	17	23	27	15	25	14	26	20	15	11	17	13	12	17	17	22	11	13	14	18	25	25	33	430	fall from height
19	reaction to motion/improper motion	20	14	22	16	24	14	18	21	16	13	10	18	14	17	14	15	11	9	12	10	12	9	19	348	reaction to motion/improper motion
08	cut	19	16	17	18	20	22	27	8	11	6	11	16	9	11	9	3	4	9	7	5	11	12	8	279	cut
03	crash	6	5	3	5	7	4	4	6	3	8	7	4	3	5	3	5	2	4	5	5	5	6	8	113	crash
17	traffic accident (public road)	6	12	1	18	19	12	63	19	10	8	7		5	7	2	4	2	10	5	7	5	2	7	231	traffic accident (public road)
07	caught in/between	13	11	13	8	12	8	14	7	4	6	6	1	8	4	2	6	5	4	7	7	5	4	7	162	caught

																										in/between
11	contact to high/low-temperature	9	3	3	7	9	7	1	5	4	4	4	1	3	1				2	1	4	2	3	4	77	contact to high/low-temperature
04	struck by flying or falling object	7	10	6	11	6	6	10	12	8	8	4	5	2	1	4	1	8	3	3	8	2	2	3	130	struck by flying or falling object
06	crashed by	4	8	7	6	6	6	6	3	8	3	5	4	4	5	3	2		3	5	5	3	8	2	106	crashed by
90	others	6	6	2	4	3	6	4	3	1	1	2	3	2	1	3	2	1	2	2	1	3	2	2	62	others
05	collapse	3			2		3	6	1		1	1					1	1		1	1	1	1		23	collapse
18	traffic accident (others)				1			1			2						1			1	1		1		8	traffic accident (others)
99	unclassifiable	1	1			1	1	1		1						1		1							8	unclassifiable
09	injury to the sole of the foot			1							1		1				1	1			1				6	injury to the sole of the foot
12	contact to harmful substance	1			1		2	2																	6	contact to harmful substance
10	drown												1	2											3	drown
13	electric shock	1														1									2	electric shock
14	explosion																									explosion
15	burst																									burst
16	fire																									fire
	total	157	136	144	152	179	134	257	140	104	100	94	98	95	108	78	89	65	87	102	101	100	112	141	2,773	total

Transition of fatal and non-fatal accidents in workers ages in code no. 16 public office (1999-2021)

code	Age	1999	2000	2001	2002	2003	2004	2005	2006	2007	2008	2009	2010	2011	2012	2013	2014	2015	2016	2017	2018	2019	2020	2021	total	Age
6	60 years old or more	43	37	33	31	35	33	44	30	21	29	27	27	25	41	27	33	26	35	50	46	40	43	74	830	60 years old or more
5	50-59	34	35	33	47	29	39	63	39	33	32	29	26	34	28	19	29	19	25	31	32	38	38	33	765	50-59
4	40-49	28	24	33	33	46	31	65	31	21	19	22	21	21	21	16	9	11	18	12	11	16	17	19	545	40-49
3	30-39	27	23	27	22	40	17	39	17	14	11	10	16	8	12	8	16	8	4	6	4	4	11	10	354	30-39
2	20-29	23	16	16	16	29	14	41	19	15	9	6	8	6	5	7	2		5	3	8	2	3	4	257	20-29
1	19 years old or less	2	1	2	3			5	4					1	1	1		1						1	22	19 years old or less
	total	157	136	144	152	179	134	257	140	104	100	94	98	95	108	78	89	65	87	102	101	100	112	141	2,773	total

Transition of fatal and non-fatal accidents in workers scales in code no. 16 public office (1999-2021)

code	Workers scale	1999	2000	2001	2002	2003	2004	2005	2006	2007	2008	2009	2010	2011	2012	2013	2014	2015	2016	2017	2018	2019	2020	2021	total	Workers scale
6	300 workers or more	45	30	39	42	70	25	98	34	25	25	16	22	22	24	20	23	20	23	17	35	27	41	38	761	300 workers or more
1	9 workers or less	30	26	20	30	32	39	30	28	15	23	25	19	23	23	19	14	13	16	20	14	20	19	27	525	9 workers or less
2	10-29	28	22	30	25	31	26	36	23	29	20	22	19	14	20	12	19	12	15	20	19	16	14	22	494	10-29
5	100-299	17	25	25	23	22	12	52	27	13	16	16	18	22	14	9	15	12	12	14	18	13	22	22	439	100-299
4	50-99	17	15	20	20	9	14	24	13	10	9	11	9	7	9	12	12	4	12	15	7	14	9	16	288	50-99
3	30-49	20	18	10	12	15	18	17	15	12	7	4	11	7	18	6	6	4	9	16	8	10	7	16	266	30-49
	total	157	136	144	152	179	134	257	140	104	100	94	98	95	108	78	89	65	87	102	101	100	112	141	2,773	total

Transition of fatal and non-fatal accidents in months in code no. 16 public office (1999-2021)

code	Month	1999	2000	2001	2002	2003	2004	2005	2006	2007	2008	2009	2010	2011	2012	2013	2014	2015	2016	2017	2018	2019	2020	2021	total	Month
10	October	11	9	12	14	13	8	29	9	10	11	11	7	9	10	11	11	5	7	14	6	9	10	19	255	October

5	May	14	10	16	12	13	17	17	8	9	10	5	10	2	6	4	13	6	4	7	10	11	10	19	233	May
1	January	8	11	20	16	23	11	30	13	13	10	10	13	4	18	5	6	5	8	9	11	11	14	18	287	January
6	June	15	15	13	24	22	17	22	9	13	5	9	11	15	4	8	8	5	9	5	6	5	10	16	266	June
7	July	16	15	10	11	22	11	14	13	10	4	14	9	4	11	5	11	7	5	13	9	8	8	12	242	July
3	March	14	10	6	8	14	7	27	11	3	10	4	7	11	8	7	4	3	5	3	12	6	13	12	205	March
8	August	12	8	6	16	12	14	18	13	9	9	6	6	6	7	3	3	4	12	9	11	7	5	10	206	August
9	September	14	12	13	17	12	10	20	19	6	6	5	8	7	9	9	6	9	5	10	5	9	13	9	233	September
2	February	16	10	10	6	13	7	27	13	8	11	3	8	13	11	7	11	5	7	5	7	11	4	9	222	February
12	December	9	15	10	8	9	10	18	4	5	5	10	7	6	5	6	5	3	6	10	8	8	11	7	185	December
11	November	13	10	17	13	13	12	14	14	8	7	8	8	9	12	9	6	4	8	11	11	6	5	6	224	November
4	April	15	11	11	7	13	10	21	14	10	12	9	4	9	7	4	5	9	11	6	5	9	9	4	215	April
	total	157	136	144	152	179	134	257	140	104	100	94	98	95	108	78	89	65	87	102	101	100	112	141	2,773	total

Transition of fatal and non-fatal accidents in prefectures in code no. 16 public office (1999-2021)

code	Prefecture	1999	2000	2001	2002	2003	2004	2005	2006	2007	2008	2009	2010	2011	2012	2013	2014	2015	2016	2017	2018	2019	2020	2021	total	Prefecture
33	Okayama	4	3	5		16		17	4	1	3	4		2	1	4	3	4	3	3	2	8	8	15	110	Okayama
13	Tokyo	26	27	17		41		32	26	22	22	19	10	6	15	9	12	5	8	14	9	10	12	11	353	Tokyo
28	Hyogo	5	4	2		8		6	5	4	8		3	8	1	1	1	6	3	1	3	5	3	10	87	Hyogo
35	Yamaguchi	6	5	13		9		7	1	3	9	7	6	8	6	7	3	4	1	3	3	7	7	8	123	Yamaguchi
20	Nagano	3	4	5		2		5	4	3	2	2	5	8	8	7	8		1	4	3	7	3	8	92	Nagano
14	Kanagawa	2	3	5		3		4	4	3	4	5	4		2	3	11	5	1	2	6	1	4	7	79	Kanagawa
43	Kumamoto	1		4		2		4	2			3	1		1	2		1	1	1	2	6	5	6	42	Kumamoto
26	Kyoto	10	7	7		4		6	6	7	1	1	1		2			1	5	1	2	1	6	5	73	Kyoto
4	Miyagi	3	4	1		2		3	1	3	1	9	4	3	1	3	2	5	1	2	2	1	6	5	62	Miyagi

40	Fukuoka	17	10	11		5		15	19	6	8	2	7	7	13	11	8	1	8	6	4	3	6	4	171	Fukuoka
12	Chiba	14	4	6		4		24	8	7	4	1	2	3	1	1	4	3	10	23	5	4	2	4	134	Chiba
42	Nagasaki	6	7	10		14		7	7	6	7	7	5	1	4	4	7	3	7	4	6	1	1	4	118	Nagasaki
10	Gunma	1	4	1		3		23	3	2					2	2			1				3	4	49	Gunma
27	Osaka	1	4	2		7		1	4	6	4	3	9	12	2	1	2	3	4	7	7	8	7	3	97	Osaka
34	Hiroshima	6	5	6		7		8	1	2	1	1	2	2	6	1	1	3	2		4	3	2	3	66	Hiroshima
23	Aichi	3	1			1		1	2			1	2	2		1	4	3	4	6	2	3	2	3	41	Aichi
25	Shiga		1					1						1		1	1			1	2	1		3	12	Shiga
37	Kagawa												1	1	1	1					1	1	2	3	11	Kagawa
11	Saitama	4	2	12		8		57	15	9	1	5	1	5	3	6	3	2		5	8	5	4	2	157	Saitama
39	Kochi	3		4		2		5	1	7	3	5	8	4	3	5		1	2	1	1			2	57	Kochi
45	Miyazaki	6	5	4		3		6	2	1		1		2	2			1	1			3	3	2	42	Miyazaki
21	Gifu	2	3	5		3		2	4		3	1	2	1	1		4		2				2	2	37	Gifu
9	Tochigi	4	2	1				1		1	5	2	2	2	2		1	1	2	2	1	1	1	2	33	Tochigi
1	Hokkaido	3	1	2		1			2	1	1	1		2	4	1				1	3	1	4	2	30	Hokkaido
8	Ibaraki	2	1	1		2		2		2	1			3	1	1	3	1		3	3	1		2	29	Ibaraki
7	Fukushima	1	1	4		3		2	1	1		2	4		1			1	2	1	1	1		2	28	Fukushima
22	Shizuoka		4	1		1		2	3		1				2		1	2	3	2		1	1	2	26	Shizuoka
15	Niigata	1	2	1		1			1		1		2	2	3		1	1			2	5		2	25	Niigata
18	Fukui	3	2	1		2			2	1		2		1	1			1					1	2	19	Fukui
24	Mie								2			1	5			1	1				1	1		2	14	Mie
16	Toyama							2											1		1			2	6	Toyama
47	Okinawa	12	5	2		4		1			2		1		3	2	1	3	3	3	2	2	1	1	48	Okinawa

41	Saga	1	1	4				3		1	1		1	2	3	1				1	1	2	1	1	24	Saga
36	Tokushima					3		2	1	1		4	1	1	1		1		1		2		1	1	20	Tokushima
17	Ishikawa	1		1									2		2		1		2	1	5	1		1	17	Ishikawa
19	Yamanashi	3	1			1		2					2	1	1					1			3	1	16	Yamanashi
3	Iwate		1	3		2			1	1	1		1		1		1					1		1	14	Iwate
38	Ehime		1			1			1	1		1	1					1	4		1	1		1	14	Ehime
2	Aomori		2	1		1			1	1	3						1				1		1	1	13	Aomori
30	Wakayama			1							2							1					2	1	7	Wakayama
32	Shimane	1				3		5	1			2	1	1	1		2		3	1	2	2	5		30	Shimane
46	Kagoshima	2	2			1			3		1			2	4	1	1	1	1		1	1	2		23	Kagoshima
29	Nara		1	1				1	2	1		1		2	2	1		1		1	1	1			16	Nara
6	Yamagata		3			9																			12	Yamagata
31	Tottori		1									1	2		1						1				6	Tottori
5	Akita		1																	1			1		3	Akita
44	Oita		1																						1	Oita
	total	157	136	144		179		257	140	104	100	94	98	95	108	78	89	65	87	102	101	100	112	141	2,487	total

Data source : https://anzeninfo.mhlw.go.jp/user/anzen/tok/anst00.htm

Return to https://www.jisha.or.jp/english/statistics/202211_23.html