Transition of fatal and non-fatal accidents in each element like as causal agents, type of accidents, etc. in code no. 1701 dispatch service (1999-2021)

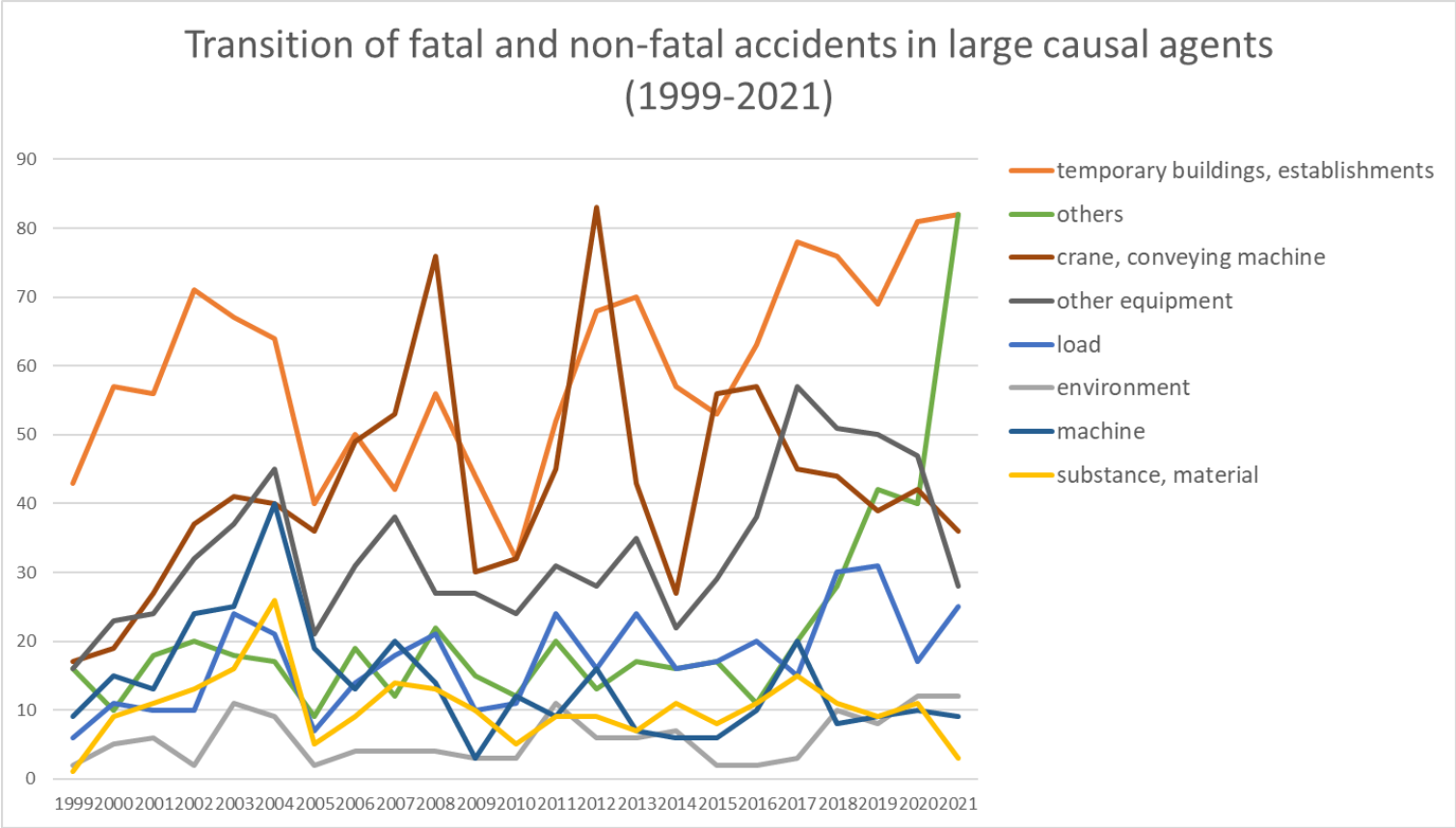

Transition of fatal and non-fatal accidents in large causal agents in code no. 1701 dispatch service (1999-2021)

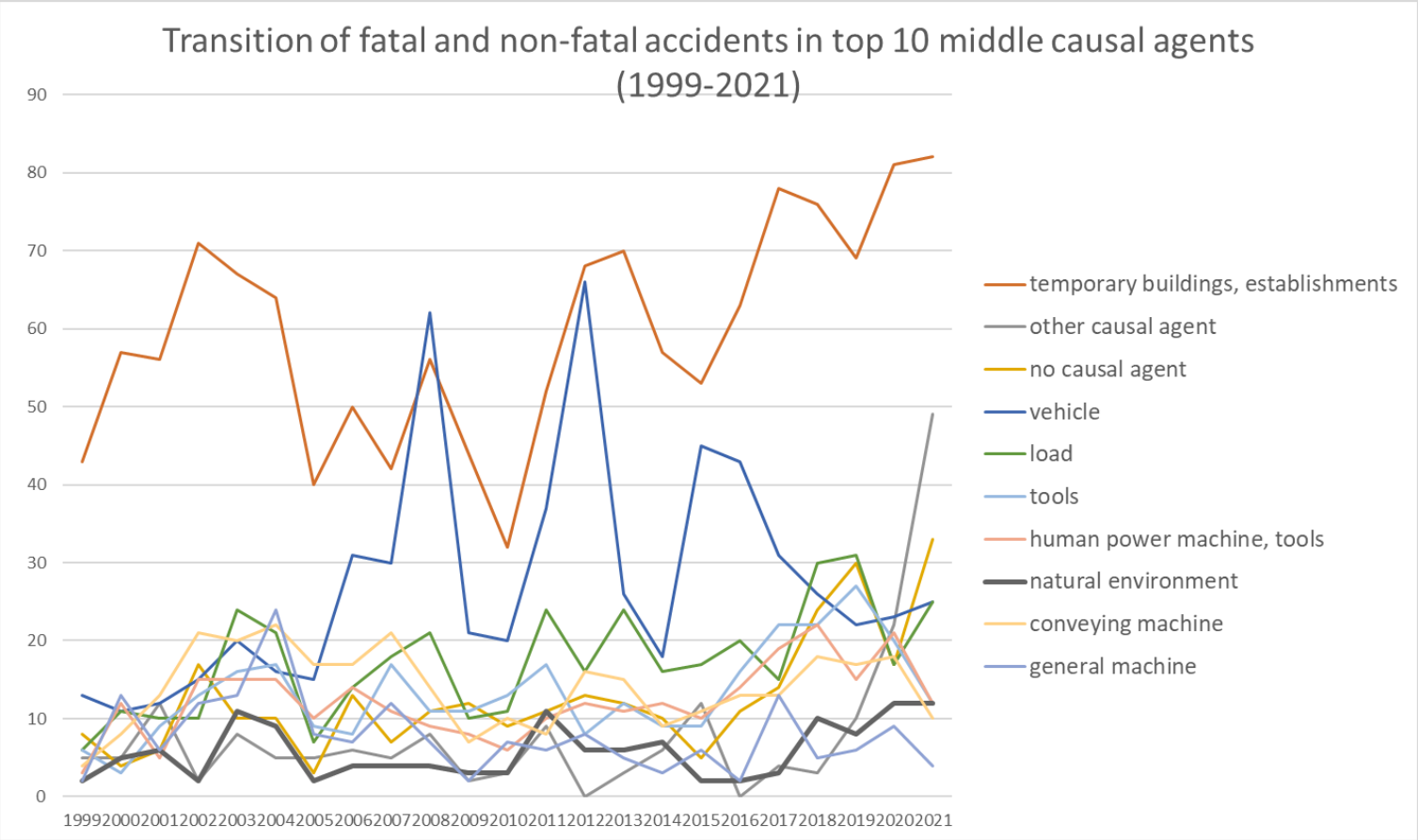

Transition of fatal and non-fatal accidents in middle causal agents in code no. 1701 dispatch service (1999-2021)

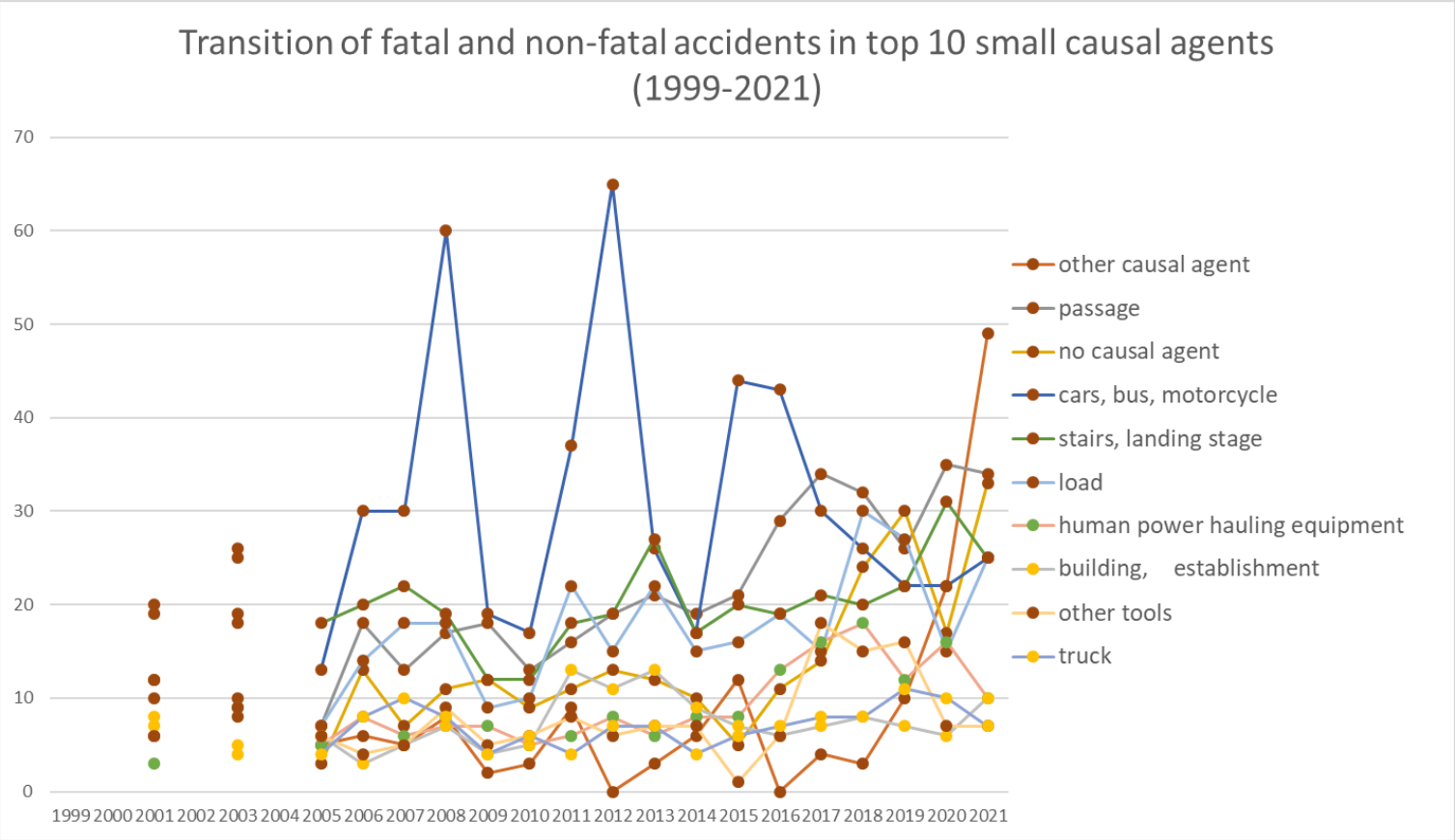

Transition of fatal and non-fatal accidents in small causal agents in code no. 1701 dispatch service (1999-2021)

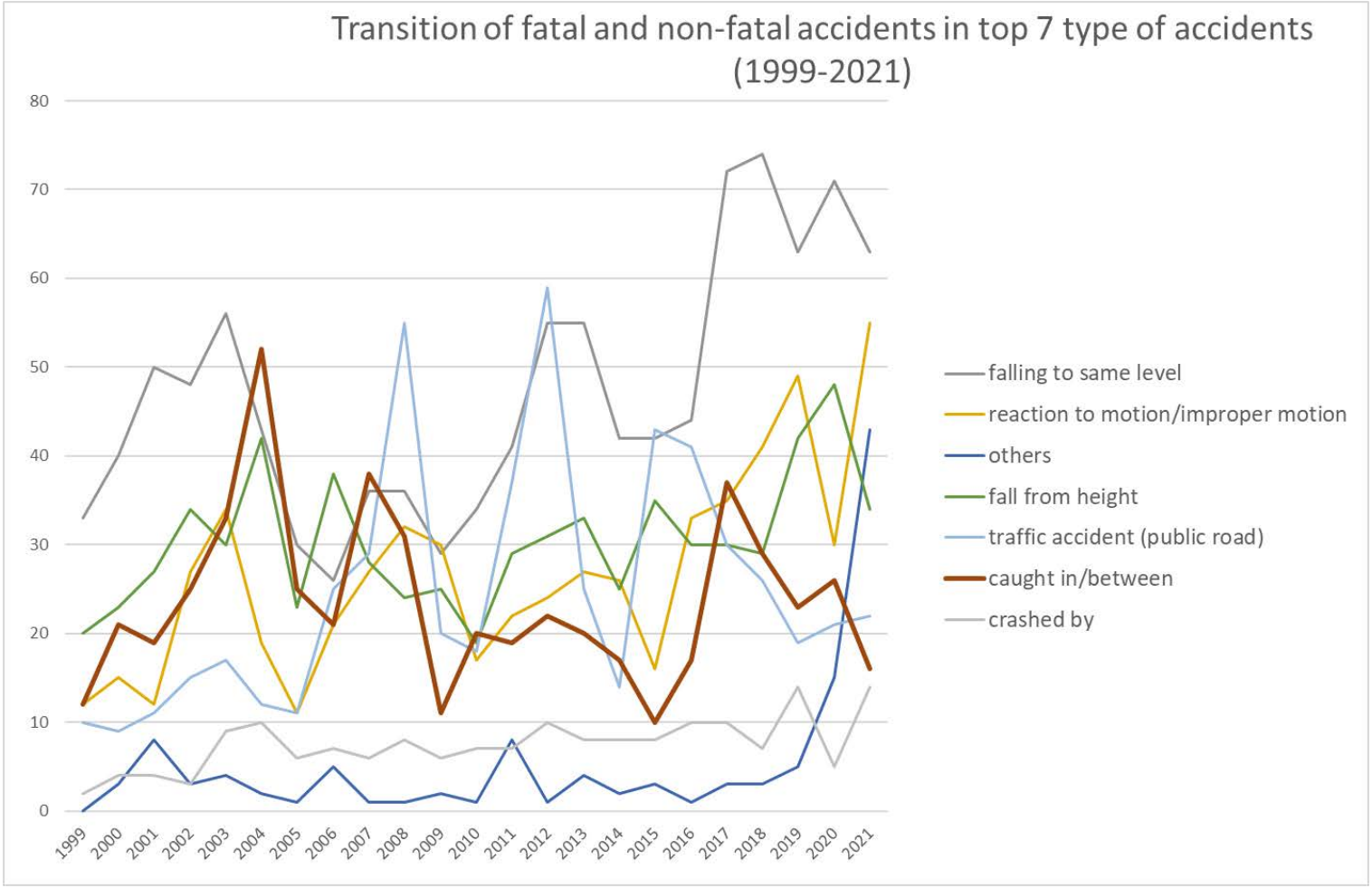

Transition of fatal and non-fatal accidents in type of accidents in code no. 1701 dispatch service (1999-2021)

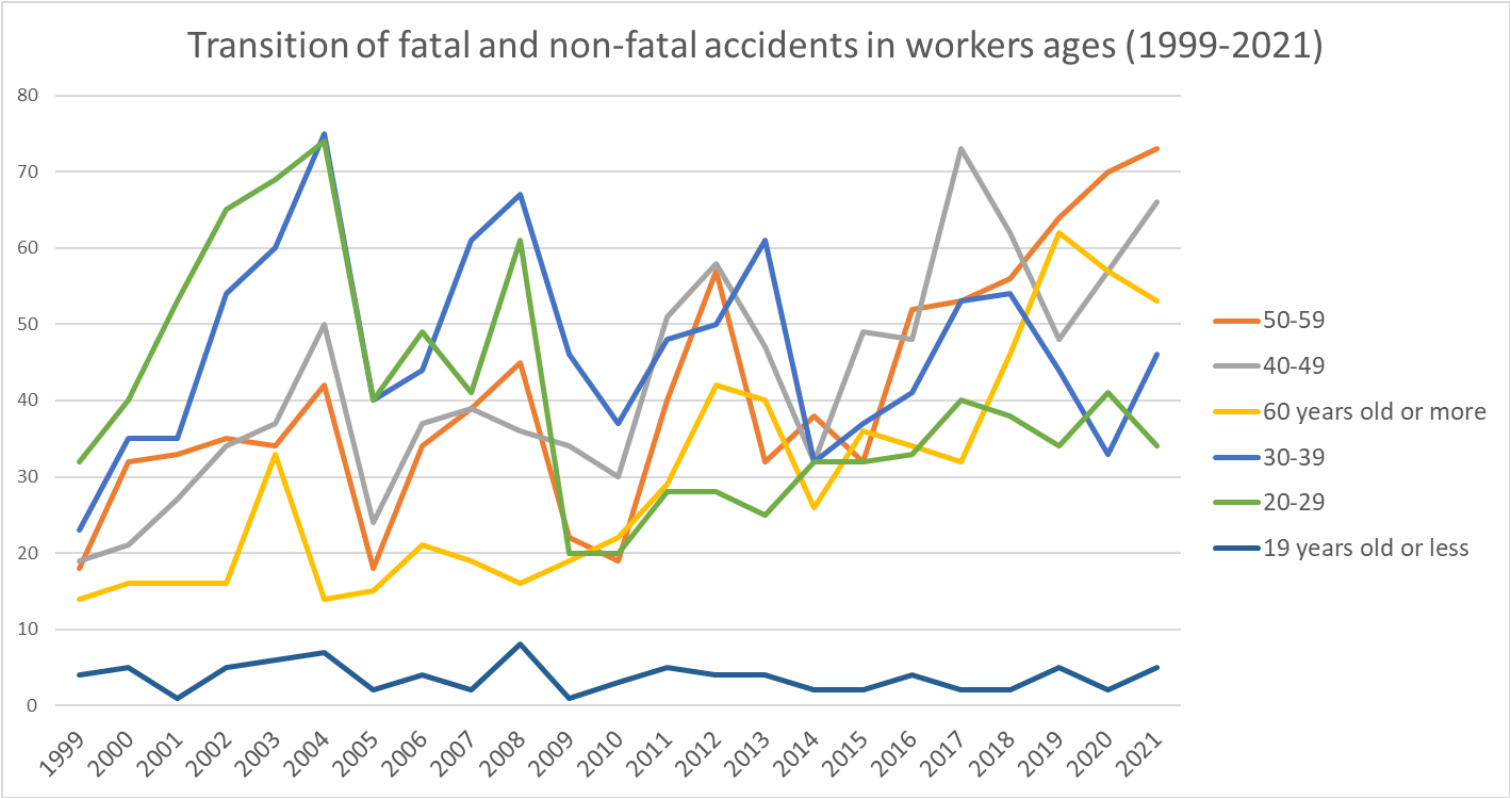

Transition of fatal and non-fatal accidents in workers ages in code no. 1701 dispatch service (1999-2021)

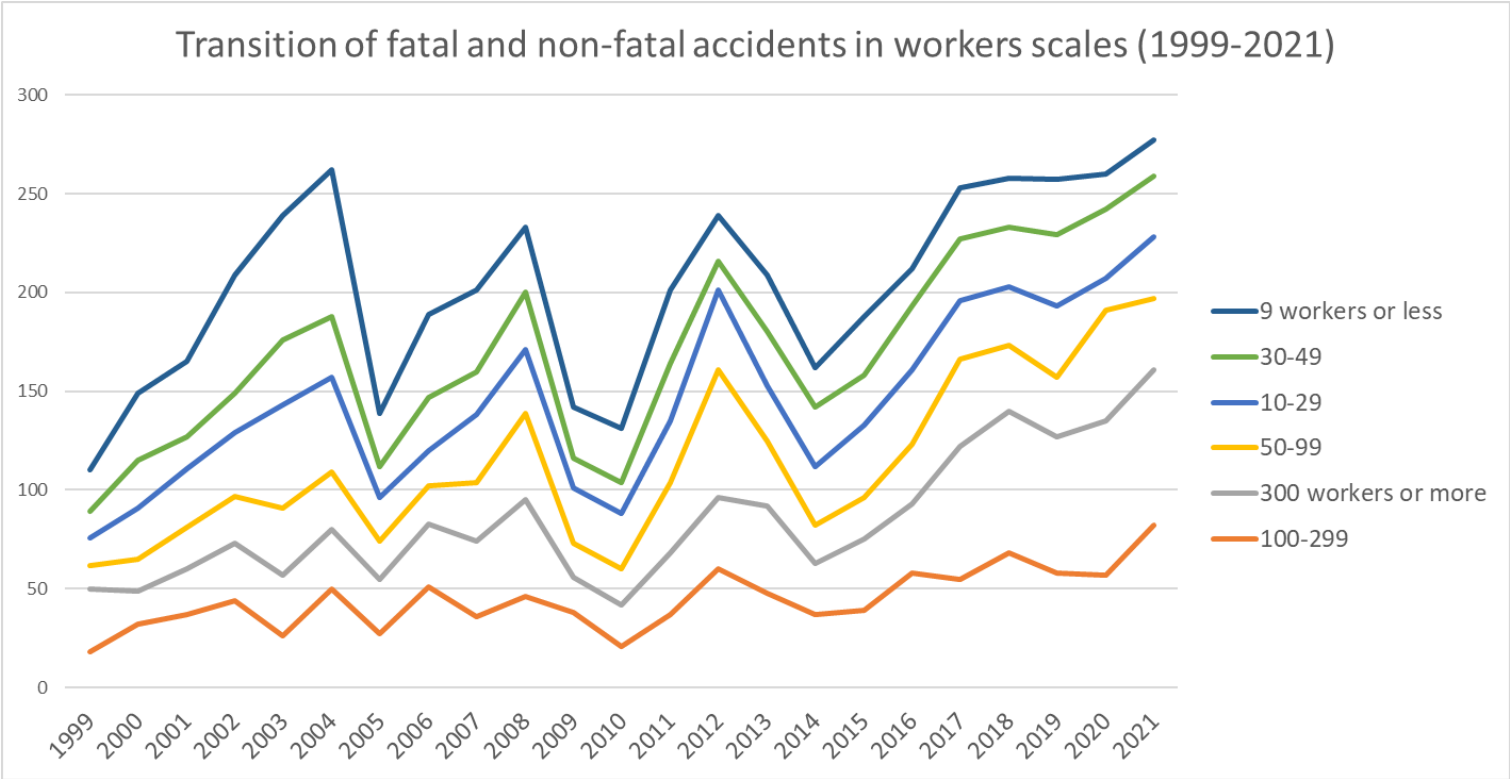

Transition of fatal and non-fatal accidents in workers scales in code no. 1701 dispatch service (1999-2021)

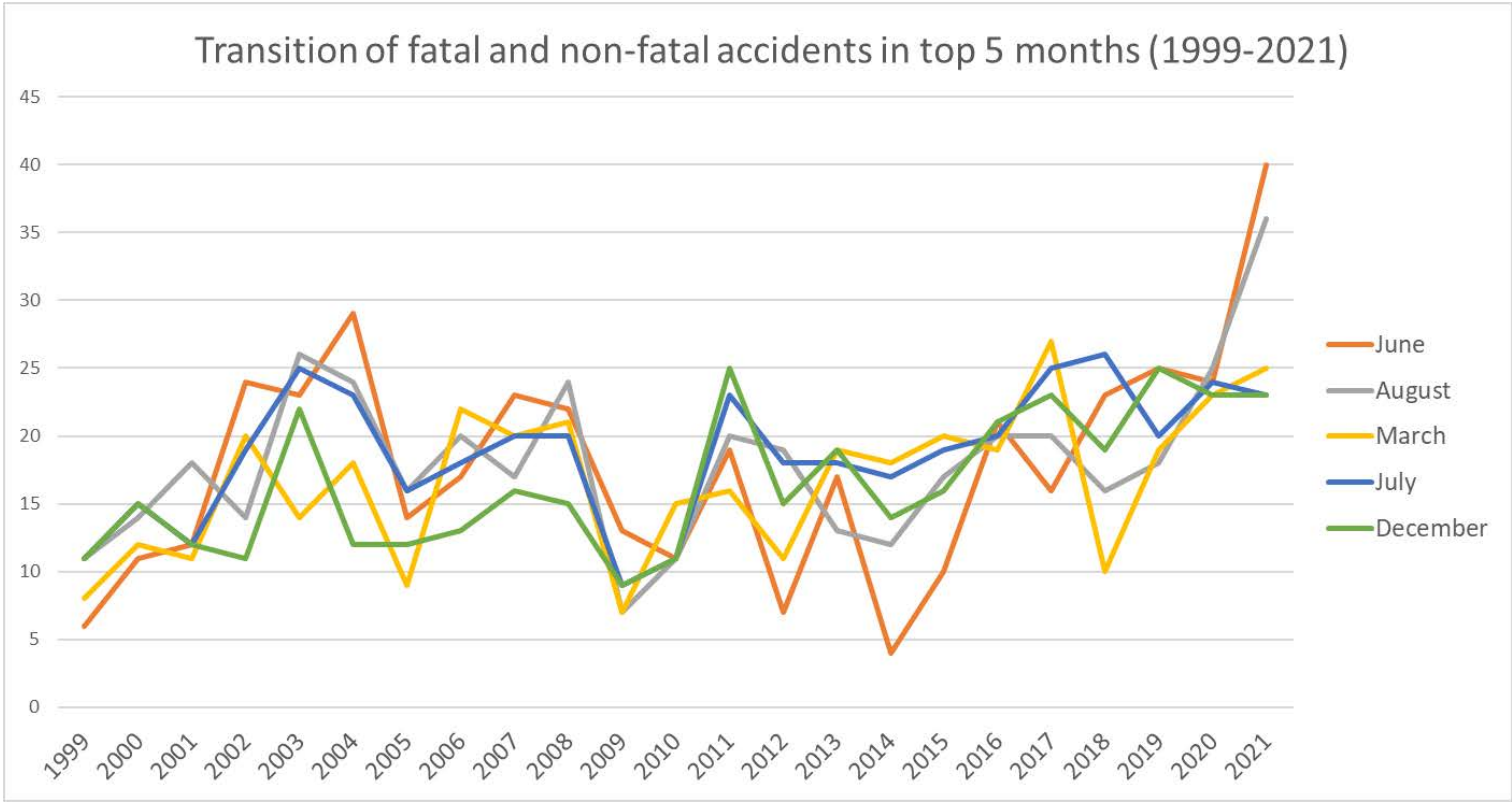

Transition of fatal and non-fatal accidents in months in code no. 1701 dispatch service (1999-2021)

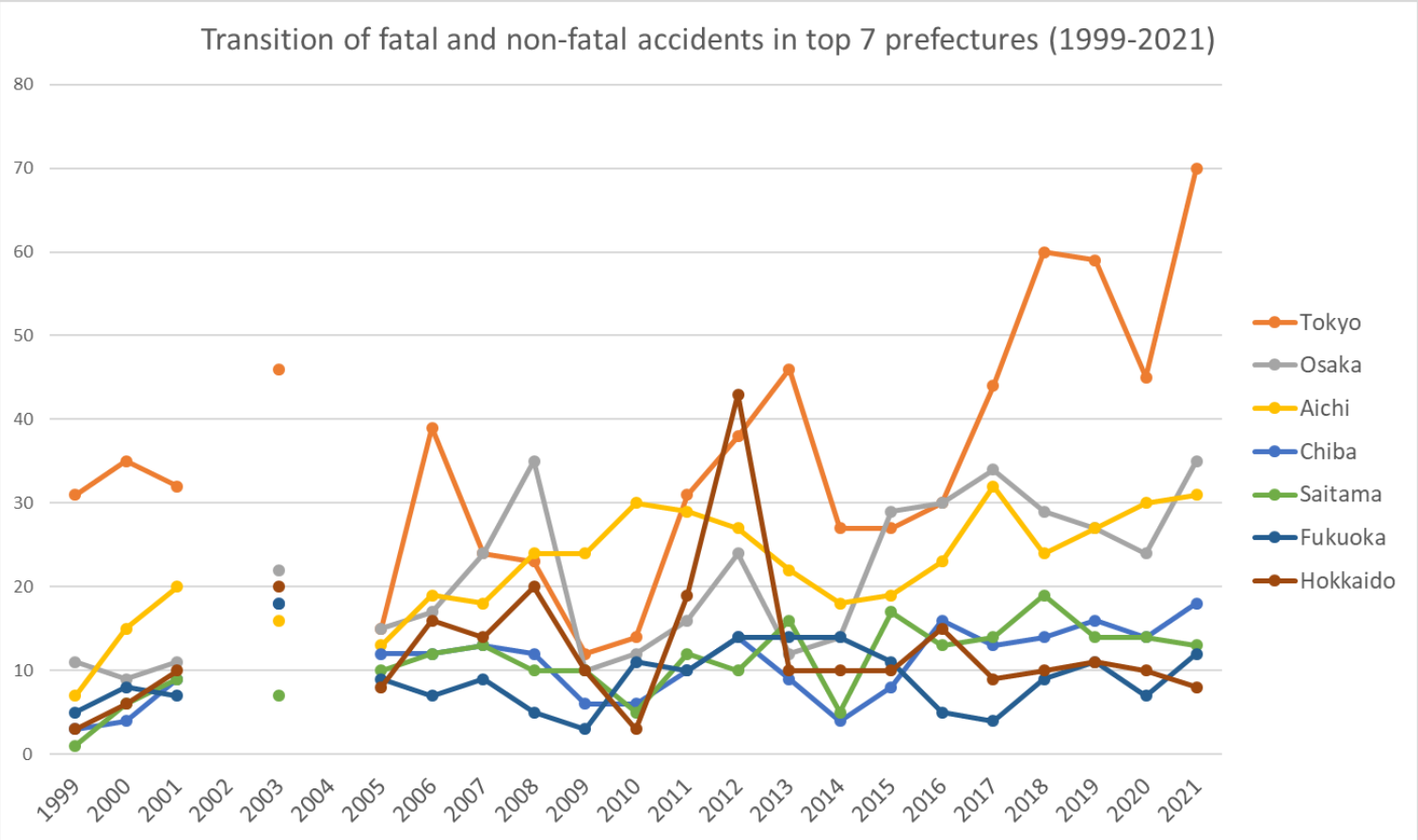

Transition of fatal and non-fatal accidents in prefectures in code no. 1701 dispatch service (1999-2021)

Transition of fatal and non-fatal accidents in large causal agents in code no. 1701 dispatch service (1999-2021)

code	Causal (L) agents	1999	2000	2001	2002	2003	2004	2005	2006	2007	2008	2009	2010	2011	2012	2013	2014	2015	2016	2017	2018	2019	2020	2021	total	Causal (L) agents
4	temporary buildings, establishments	43	57	56	71	67	64	40	50	42	56	44	32	52	68	70	57	53	63	78	76	69	81	82	1,371	temporary buildings, establishments
9	others	16	10	18	20	18	17	9	19	12	22	15	12	20	13	17	16	17	11	20	28	42	40	82	494	others
	crane, conveying																									crane,

2	machine	17	19	27	37	41	40	36	49	53	76	30	32	45	83	43	27	56	57	45	44	39	42	36	974	conveying machine
3	other equipment	16	23	24	32	37	45	21	31	38	27	27	24	31	28	35	22	29	38	57	51	50	47	28	761	other equipment
6	load	6	11	10	10	24	21	7	14	18	21	10	11	24	16	24	16	17	20	15	30	31	17	25	398	load
7	environment	2	5	6	2	11	9	2	4	4	4	3	3	11	6	6	7	2	2	3	10	8	12	12	134	environment
1	machine	9	15	13	24	25	40	19	13	20	14	3	12	9	16	7	6	6	10	20	8	9	10	9	317	machine
5	substance, material	1	9	11	13	16	26	5	9	14	13	10	5	9	9	7	11	8	11	15	11	9	11	3	236	substance, material
	total	110	149	165	209	239	262	139	189	201	233	142	131	201	239	209	162	188	212	253	258	257	260	277	4,685	total

Transition of fatal and non-fatal accidents in middle causal agents in code no. 1701 dispatch service (1999-2021)

code	Causal (M) agents	1999	2000	2001	2002	2003	2004	2005	2006	2007	2008	2009	2010	2011	2012	2013	2014	2015	2016	2017	2018	2019	2020	2021	total	Causal (M) agents
41	temporary buildings, establishments	43	57	56	71	67	64	40	50	42	56	44	32	52	68	70	57	53	63	78	76	69	81	82	1,371	temporary buildings, establishments
91	other causal agent	5	5	12	2	8	5	5	6	5	8	2	3	9		3	6	12		4	3	10	22	49	184	other causal agent
92	no causal agent	8	4	6	17	10	10	3	13	7	11	12	9	11	13	12	10	5	11	14	24	30	17	33	290	no causal agent
23	vehicle	13	11	12	15	20	16	15	31	30	62	21	20	37	66	26	18	45	43	31	26	22	23	25	628	vehicle
61	load	6	11	10	10	24	21	7	14	18	21	10	11	24	16	24	16	17	20	15	30	31	17	25	398	load
37	tools	6	3	9	13	16	17	9	8	17	11	11	13	17	8	12	9	9	16	22	22	27	20	12	307	tools
	human power machine,																									human power

36	tools	3	12	5	15	15	15	10	14	11	9	8	6	10	12	11	12	10	14	19	22	15	21	12	281	machine, tools
71	natural environment	2	5	6	2	11	9	2	4	4	4	3	3	11	6	6	7	2	2	3	10	8	12	12	134	natural environment
22	conveying machine	4	8	13	21	20	22	17	17	21	14	7	10	8	16	15	9	11	13	13	18	17	18	10	322	conveying machine
16	general machine	2	13	6	12	13	24	8	7	12	7	2	7	6	8	5	3	6	2	13	5	6	9	4	180	general machine
39	other equipments, facilities	4	6	8	3	5	11	1	9	7	7	5	5	3	6	10		9	7	15	6	7	6	4	144	other equipments, facilities
52	materials	1	9	10	12	13	21	5	6	12	11	8	5	9	7	6	10	6	9	15	9	8	9	3	204	materials
15	metal manufacturing machine	5	1	3	8	9	9	7	4	5	5	1	4	1	3	2	2		5	4	3	2	1	3	87	metal manufacturing machine
13	woodworking machine	1		1	2	3	4	4	1	2				1	2				2	1				2	26	woodworking machine
21	crane			2	1	1	2	4	1	2		2	2		1	2			1	1			1	1	24	crane
51	hazards, harmful substances			1	1	3	5		3	2	2	2			2	1	1	2	2		2	1	2		32	hazards, harmful substances
99	unclassifiable	3	1		1		2	1			3	1				2				2	1	2	1		20	unclassifiable
14	construction machine	1		3	1		1				1		1	1	3		1		1	1		1			16	construction machine
33	welding equipment	1	1	1						1		1			2	1			1	1		1			11	welding equipment

35	electric equipment			1	1		2	1				1		1		1	1	1			1				11	electric equipment
12	power transmission mechanism		1				2		1		1									1					6	power transmission mechanism
31	pressure vessel	2										1													3	pressure vessel
34	kiln, caldron		1							2															3	kiln, caldron
11	engine				1					1															2	engine
32	chemical facilities					1																			1	chemical facilities
17	mobile silviculture machine																									mobile silviculture machine
	total	110	149	165	209	239	262	139	189	201	233	142	131	201	239	209	162	188	212	253	258	257	260	277	4,685	total

Transition of fatal and non-fatal accidents in small causal agents in code no. 1701 dispatch service (1999-2021)

code	Causal (S) agents	1999	2000	2001	2002	2003	2004	2005	2006	2007	2008	2009	2010	2011	2012	2013	2014	2015	2016	2017	2018	2019	2020	2021	total	Causal (S) agents
911	other causal agent			12		8		5	6	5	8	2	3	9		3	6	12		4	3	10	22	49	167	other causal agent
417	passage			20		25		7	18	13	17	18	13	16	19	21	19	21	29	34	32	26	35	34	417	passage
921	no causal agent			6		10		3	13	7	11	12	9	11	13	12	10	5	11	14	24	30	17	33	251	no causal agent
231	cars, bus, motorcycle			12		18		13	30	30	60	19	17	37	65	26	17	44	43	30	26	22	22	25	556	cars, bus, motorcycle
413	stairs, landing stage			19		26		18	20	22	19	12	12	18	19	27	17	20	19	21	20	22	31	25	387	stairs, landing stage
611	load			10		19		7	14	18	18	9	10	22	15	22	15	16	19	15	30	27	15	25	326	load

362	human power hauling equipment			3		9		5	8	6	7	7	5	6	8	6	8	8	13	16	18	12	16	10	171	human power hauling equipment
418	building, establishment			7		4		6	3	5	7	4	5	13	11	13	9	7	6	7	8	7	6	10	138	building, establishment
379	other tools			6		9		6	4	5	9	5	6	8	6	7	7	1	6	18	15	16	7	7	148	other tools
221	truck			8		5		4	8	10	8	4	6	4	7	7	4	6	7	8	8	11	10	7	132	truck
416	working platform, boot board			2		6		5	3		6	6	2	2	11	7	6	2	1	9	13	8	3	7	99	working platform, boot board
719	other environments			4		7		2	3	2	4	1	1	4	2	3	5		2	3	5	5	3	7	63	other environments
419	other temporary buildings, establishments			7		5		4	5	2	7	3		3	5	2	5	3	6	7	3	4	3	6	80	other temporary buildings, establishments
371	ladder			3		7		3	4	11	2	5	7	9	2	5	2	8	10	4	7	11	13	5	118	ladder
391	other equipment, facilities			8		5		1	9	7	7	5	5	3	6	10		9	7	15	6	7	6	4	120	other equipment, facilities
715	high/cold temperature environment			1		1			1			1	1	4	2	1	1				3	1	4	4	25	high/cold temperature environment
521	metal material			6		10		3	4	7	8	6	2	2	5	3	8	2	5	9	7	5	5	3	100	metal material
222	forklift			4		7		5	6	5	5	1	3	1	7	5	3	2	4	5	10	5	5	2	85	forklift
169	other general power machines			1		4		5	5	7	4	2	3	4	4	4	1	4		11	3	6	7	2	77	other general power machines
159	other metal manufacturing machines			2		6		2	2	1	1	1	2		1	2				3			1	2	26	other metal manufacturing machines

364	hand tool			2		5		4	6	5	2	1	1	4	4	5	4	1	1	3	4	2	4	1	59	hand tool
165	food manufacturing machine			3		5		3	1	4	3		3	1	3		2		2	1	1		2	1	35	food manufacturing machine
211	crane			1					1	2		2	1		1	2			1	1				1	13	crane
711	natural ground, rock			1		2				1			1		1			1				1	2	1	11	natural ground, rock
131	circular sawing machine					1		1	1	1				1	2				1	1				1	10	circular sawing machine
229	other powered conveying machines					2		1	1	1				1			1	1	1					1	10	other powered conveying machines
153	grinding machine, buffing machine					1		1									1		2		1			1	7	grinding machine, buffing machine
361	human power cranes																	1				1	1	1	4	human power cranes
161	centrifugal machine								1	1														1	3	centrifugal machine
136	chain saw																		1					1	2	chain saw
224	conveyor			1		6		5	2	5	1	2	1	2	2	3		2	1			1	3		37	conveyor
529	other materials			3		2		2	1	2	2	1		2	1	3	1	3	3		1	2	2		31	other materials
522	lumber, bamboo			1		1			1	3	1	1	3	5	1			1		6	1	1	2		28	lumber, bamboo
612	machine/equipment as load					5					3	1	1	2	1	2	1	1	1			4	2		24	machine/equipment as load
154	power press			1		1		3	2		1		1				1		1	1	2	1			15	power press
239	other vehicles					1			1		2	2	3		1		1	1					1		13	other vehicles
519	other hazards, harmful substances					1			1		2	1			1	1	1	1	1		1		2		13	other hazards, harmful substances

999	unclassifiable							1			3	1				2				2	1	2	1		13	unclassifiable
713	water					1				1				3	1	2		1			1	1	1		12	water
514	harmful substance					2			2	2					1			1	1		1				10	harmful substance
152	drill press, milling machine					1		1		1	3		1		1				1						9	drill press, milling machine
142	excavating machine			2							1			1	1				1	1		1			8	excavating machine
163	roll machine (except printingroll machine)			1		3								1				1			1				7	roll machine (except printingroll machine)
139	other woodworking machines			1		2		2		1															6	other woodworking machines
151	lathe									3				1	1				1						6	lathe
415	roof, beam, haze, crossbeam, principal rafter			1											3				1			1			6	roof, beam, haze, crossbeam, principal rafter
166	printing machine			1											1	1		1		1					5	printing machine
332	arc welding equipment			1								1				1				1		1			5	arc welding equipment
359	other electrical equipment			1				1				1				1					1				5	other electrical equipment
414	opening					1						1					1					1	1		5	opening
712	standing tree											1					1				1		2		5	standing tree
232	railway vehicle					1		2												1					4	railway vehicle
339	other welding									1					2				1						4	other welding

	equipment																										equipment
411	scaffolding								1										1				2		4		scaffolding
121	power transmission mechanism								1		1									1					3		power transmission mechanism
149	other construction machines			1											1		1								3		other construction machines
214	elevator, lift					1		2																	3		elevator, lift
351	transmission													1			1	1							3		transmission
512	inflammable substance			1								1										1			3		inflammable substance
141	leveling, transporting or loading machine												1		1										2		leveling, transporting or loading machine
212	mobile crane			1				1																	2		mobile crane
225	loader							1									1								2		loader
341	kiln, caldron									2															2		kiln, caldron
363	human power machine					1		1																	2		human power machine
372	slinging tool									1		1													2		slinging tool
523	stone, sand, substance																1		1						2		stone, sand, substance
111	engine									1															1		engine
134	hollow chisel mortiser, wood borer							1																	1		hollow chisel mortiser, wood borer

156	shearing machine																					1			1	shearing machine
162	mixer, grinder												1												1	mixer, grinder
164	injection molding machine					1																			1	injection molding machine
215	cargo lifting appliance							1																	1	cargo lifting appliance
216	gondola												1												1	gondola
219	other powered crane																						1		1	other powered crane
223	railway equipment							1																	1	railway equipment
319	other pressure vessels											1													1	other pressure vessels
321	chemical facilities					1																			1	chemical facilities
132	band sawing machine																									band sawing machine
133	wood planer machine																									wood planer machine
135	chamfering machine, router, woodworking milling machine																									chamfering machine, router, woodworking milling machine
143	foundation work machine																									foundation work machine
144	hardening machine																									hardening machine
145	demolition machine																									demolition machine

146	vehicle for high lift work																									vehicle for high lift work
155	forging pressure hammer																									forging pressure hammer
167	industrial robot																									industrial robot
171	felling machine																									felling machine
172	mobile logging machine																									mobile logging machine
173	skyline yarding machine																									skyline yarding machine
179	other mobile silviculture machine																									other mobile silviculture machine
213	derrick crane																									derrick crane
217	lumberyard equipment, logging cableway																									lumberyard equipment, logging cableway
218	simple skyline yarding equipment																									simple skyline yarding equipment
226	straddle carrier																									straddle carrier
227	rough terrain hauler																									rough terrain hauler
311	boiler																									boiler
312	pressure vessel																									pressure vessel
331	gas welding equipment																									gas welding equipment
342	industrial dryer																									industrial dryer

349	other kiln, caldron																									other kiln, caldron
352	electric power facilities																									electric power facilities
412	timbering																									timbering
511	explosive substance																									explosive substance
513	inflammable gas																									inflammable gas
515	radiation																									radiation
714	abnormal environment																									abnormal environment
	total			165		239		139	189	201	233	142	131	201	239	209	162	188	212	253	258	257	260	277	3,955	total

Transition of fatal and non-fatal accidents in type of accidents in code no. 1701 dispatch service (1999-2021)

code	Type of accidents	1999	2000	2001	2002	2003	2004	2005	2006	2007	2008	2009	2010	2011	2012	2013	2014	2015	2016	2017	2018	2019	2020	2021	total	Type of accidents
02	falling to same level	33	40	50	48	56	43	30	26	36	36	29	34	41	55	55	42	42	44	72	74	63	71	63	1,083	falling to same level
19	reaction to motion/improper motion	12	15	12	27	34	19	11	21	27	32	30	17	22	24	27	26	16	33	35	41	49	30	55	615	reaction to motion/improper motion
90	others		3	8	3	4	2	1	5	1	1	2	1	8	1	4	2	3	1	3	3	5	15	43	119	others
01	fall from height	20	23	27	34	30	42	23	38	28	24	25	19	29	31	33	25	35	30	30	29	42	48	34	699	fall from height
17	traffic accident (public road)	10	9	11	15	17	12	11	25	29	55	20	18	37	59	25	14	43	41	30	26	19	21	22	569	traffic accident (public road)
07	caught in/between	12	21	19	25	33	52	25	21	38	31	11	20	19	22	20	17	10	17	37	29	23	26	16	544	caught in/between

06	crashed by	2	4	4	3	9	10	6	7	6	8	6	7	7	10	8	8	8	10	10	7	14	5	14	173	crashed by
03	crash	4	10	10	16	12	13	10	15	5	14	6	1	11	8	12	7	13	15	14	16	13	23	11	259	crash
04	struck by flying or falling object	4	8	8	11	17	28	5	13	10	9	4	4	3	7	6	9	8	8	6	16	14	7	7	212	struck by flying or falling object
08	cut	5	12	7	16	18	21	8	10	11	11	2	4	9	12	9	6	4	8	5	5	7	6	3	199	cut
05	collapse	1	2	2	6	3	4	4	4	5	7		3	6	3	3	3	3	2	7	6	4	1	3	82	collapse
11	contact to high/low-temperature	4	2	6	3	4	10	1	2	3	4	6	2	7	3	3	1	2	2	2	5	2	5	3	82	contact to high/low-temperature
12	contact to harmful substance				1	1	3	1	1	2		1			2	2	1	1	1		1		2	2	22	contact to harmful substance
18	traffic accident (others)				1	1		2	1					1	1	1				1				1	10	traffic accident (others)
99	unclassifiable	2					1	1					1			1						1			7	unclassifiable
09	injury to the sole of the foot			1											1		1			1					4	injury to the sole of the foot
13	electric shock						2				1														3	electric shock
10	drown													1											1	drown
14	explosion																					1			1	explosion
15	burst	1																							1	burst
16	fire																									fire
	total	110	149	165	209	239	262	139	189	201	233	142	131	201	239	209	162	188	212	253	258	257	260	277	4,685	total

Transition of fatal and non-fatal accidents in workers ages in code no. 1701 dispatch service (1999-2021)

code	Age	1999	2000	2001	2002	2003	2004	2005	2006	2007	2008	2009	2010	2011	2012	2013	2014	2015	2016	2017	2018	2019	2020	2021	total	Age
5	50-59	18	32	33	35	34	42	18	34	39	45	22	19	40	57	32	38	32	52	53	56	64	70	73	938	50-59
4	40-49	19	21	27	34	37	50	24	37	39	36	34	30	51	58	47	32	49	48	73	62	48	57	66	979	40-49
6	60 years old or more	14	16	16	16	33	14	15	21	19	16	19	22	29	42	40	26	36	34	32	46	62	57	53	678	60 years old or more
3	30-39	23	35	35	54	60	75	40	44	61	67	46	37	48	50	61	32	37	41	53	54	44	33	46	1,076	30-39
2	20-29	32	40	53	65	69	74	40	49	41	61	20	20	28	28	25	32	32	33	40	38	34	41	34	929	20-29
1	19 years old or less	4	5	1	5	6	7	2	4	2	8	1	3	5	4	4	2	2	4	2	2	5	2	5	85	19 years old or less
	total	110	149	165	209	239	262	139	189	201	233	142	131	201	239	209	162	188	212	253	258	257	260	277	4,685	total

Transition of fatal and non-fatal accidents in workers scales in code no. 1701 dispatch service (1999-2021)

code	Workers scale	1999	2000	2001	2002	2003	2004	2005	2006	2007	2008	2009	2010	2011	2012	2013	2014	2015	2016	2017	2018	2019	2020	2021	total	Workers scale
5	100-299	18	32	37	44	26	50	27	51	36	46	38	21	37	60	48	37	39	58	55	68	58	57	82	1,025	100-299
6	300 workers or more	32	17	23	29	31	30	28	32	38	49	18	21	31	36	44	26	36	35	67	72	69	78	79	921	300 workers or more
4	50-99	12	16	21	24	34	29	19	19	30	44	17	18	36	65	33	19	21	30	44	33	30	56	36	686	50-99
2	10-29	14	26	30	32	52	48	22	18	34	32	28	28	31	40	28	30	37	38	30	30	36	16	31	711	10-29
3	30-49	13	24	16	20	33	31	16	27	22	29	15	16	29	15	27	30	25	32	31	30	36	35	31	583	30-49
1	9 workers or less	21	34	38	60	63	74	27	42	41	33	26	27	37	23	29	20	30	19	26	25	28	18	18	759	9 workers or less
	total	110	149	165	209	239	262	139	189	201	233	142	131	201	239	209	162	188	212	253	258	257	260	277	4,685	total

Transition of fatal and non-fatal accidents in months in code no. 1701 dispatch service (1999-2021)

code	Month	1999	2000	2001	2002	2003	2004	2005	2006	2007	2008	2009	2010	2011	2012	2013	2014	2015	2016	2017	2018	2019	2020	2021	total	Month
6	June	6	11	12	24	23	29	14	17	23	22	13	11	19	7	17	4	10	21	16	23	25	24	40	411	June

8	August	11	14	18	14	26	24	16	20	17	24	7	11	20	19	13	12	17	20	20	16	18	25	36	418	August
3	March	8	12	11	20	14	18	9	22	20	21	7	15	16	11	19	18	20	19	27	10	19	23	25	384	March
7	July	11	15	12	19	25	23	16	18	20	20	9	11	23	18	18	17	19	20	25	26	20	24	23	432	July
12	December	11	15	12	11	22	12	12	13	16	15	9	11	25	15	19	14	16	21	23	19	25	23	23	382	December
11	November	13	12	9	19	22	27	7	14	12	15	5	11	12	24	14	10	23	22	19	24	20	17	23	374	November
1	January	8	9	24	16	16	20	17	12	25	24	28	6	11	32	14	21	12	12	20	32	20	24	21	424	January
9	September	7	7	16	13	24	23	13	14	16	15	15	7	18	16	18	13	20	22	24	25	25	29	21	401	September
5	May	9	15	19	20	17	23	10	13	12	19	8	7	11	11	17	8	16	13	21	23	19	16	19	346	May
2	February	6	11	3	19	14	24	8	14	16	22	14	9	7	24	13	19	8	16	20	16	29	18	16	346	February
10	October	10	17	17	8	24	21	7	19	11	20	16	20	17	53	27	11	10	9	21	20	21	23	15	417	October
4	April	10	11	12	26	12	18	10	13	13	16	11	12	22	9	20	15	17	17	17	24	16	14	15	350	April
	total	110	149	165	209	239	262	139	189	201	233	142	131	201	239	209	162	188	212	253	258	257	260	277	4,685	total

Transition of fatal and non-fatal accidents in prefectures in code no. 1701 dispatch service (1999-2021)

code	Prefecture	1999	2000	2001	2002	2003	2004	2005	2006	2007	2008	2009	2010	2011	2012	2013	2014	2015	2016	2017	2018	2019	2020	2021	total	Prefecture
13	Tokyo	31	35	32		46		15	39	24	23	12	14	31	38	46	27	27	30	44	60	59	45	70	748	Tokyo
27	Osaka	11	9	11		22		15	17	24	35	10	12	16	24	12	14	29	30	34	29	27	24	35	440	Osaka
23	Aichi	7	15	20		16		13	19	18	24	24	30	29	27	22	18	19	23	32	24	27	30	31	468	Aichi
12	Chiba	3	4	9		18		12	12	13	12	6	6	10	14	9	4	8	16	13	14	16	14	18	231	Chiba
11	Saitama	1	6	9		7		10	12	13	10	10	5	12	10	16	5	17	13	14	19	14	14	13	230	Saitama
40	Fukuoka	5	8	7		18		9	7	9	5	3	11	10	14	14	14	11	5	4	9	11	7	12	193	Fukuoka
1	Hokkaido	3	6	10		20		8	16	14	20	10	3	19	43	10	10	10	15	9	10	11	10	8	265	Hokkaido
4	Miyagi	4	2	4		3			1	1	1		2	2	2	5	3	1		1	6	4	5	8	55	Miyagi
22	Shizuoka	7	5	5		8			4	9	33	10	1	12	9	5	2	4	11	16	6	5	8	7	167	Shizuoka

34	Hiroshima	3	4	1		2		3	2	6	2	4	2		3	2	7	7	3	5	9	6	8	7	86	Hiroshima
7	Fukushima	1	4	1		4		2	1	4	5	2	5	3	4	6	3	3	3	1	2	2	5	7	68	Fukushima
14	Kanagawa	3	3	5		8		10	6	6	5	5	6	4	11	8	5	5	9	2	13	11	17	6	148	Kanagawa
28	Hyogo	1	4	2		5		4	1	3	3	4		7	4	9	5	8	10	9	6	3	8	5	101	Hyogo
38	Ehime		1	2		4				1	4			1				2	2	1				5	23	Ehime
21	Gifu	3	4	5				2	4	5	4	2	4	1	3	2	1	6	5	2	5	2	8	4	72	Gifu
43	Kumamoto	3		3		2		4			1	2	1	7	1	2	2	2	1	9	1	1	5	4	51	Kumamoto
26	Kyoto	3	5	7		2			3	5	3	4	2	5	2	2		2	4	5	2	3	2	3	64	Kyoto
25	Shiga	1				1		1	2	7	1	3	4	2	4	4	6	2		5	3	6	1	3	56	Shiga
33	Okayama		1	5		4			1	1	2	3		1	1	5		2	2	1	2	3	5	3	42	Okayama
17	Ishikawa	1	1			1			1		2	1	1		1		3	2	2	3	3	4	2	3	31	Ishikawa
20	Nagano	3	7	3		3			1	2	3						2			1	1		2	3	31	Nagano
10	Gunma	4	2	2		3		5	3	5	4	3	3	3	4	3	5	2	3	9	2	9	4	2	80	Gunma
47	Okinawa		3	1				1	3	2	5	3	1		1	1	4	3	2	1			4	2	37	Okinawa
19	Yamanashi			1		5			2					2		2	1	1	2	3	1	1	2	2	25	Yamanashi
3	Iwate							1	1		1			3	2		1		1		3	1		2	16	Iwate
35	Yamaguchi			2					3	1	2		1	1	1		1				1		1	2	16	Yamaguchi
2	Aomori					1		2		2	1	4				1	1							2	14	Aomori
31	Tottori								4	2														2	8	Tottori
9	Tochigi	2	3	2		1		1	1	1	4	1	1	1	1	4	1			2	4	2	2	1	35	Tochigi
29	Nara		1	1		1		3	3	2	2	2			1	2			1	2	2	2	1	1	27	Nara
15	Niigata		2	3				2	2	1	1	1	2	1		2	1	1	1	2	1	1	1	1	26	Niigata
46	Kagoshima		1	1		1		1	2				4		1	1			6	2		2	1	1	24	Kagoshima

36	Tokushima					5		2			1	1				2	2	2	2	2	1		2	1	23	Tokushima
6	Yamagata							2		3	1		1	3			2				2	1	2	1	18	Yamagata
37	Kagawa			2					3			1	1	1		2			2		2	3		1	18	Kagawa
30	Wakayama	1	4			1				1		1		1		2						1		1	13	Wakayama
8	Ibaraki	2	2	3		13		1		3	5	3	4	2	3	1	2	4	5	3	3	4	8		71	Ibaraki
24	Mie	1		1				3	6	7	3	1	3	4	3	4	2	4	1	7	7	7	5		69	Mie
16	Toyama		1			1		3	1		1	5		2	1	1	1	1		3	2	1	3		27	Toyama
45	Miyazaki		1	1		6			2		2			1	1		3	1	2	1		1			22	Miyazaki
18	Fukui	1	2	1		3				2				1		1		1			1	1	1		15	Fukui
42	Nagasaki	1		1		1		1		1		1		2	1						1	2	1		13	Nagasaki
44	Oita	1	2	1		2				1					1	1				1	1		1		12	Oita
41	Saga							2	1	2			1		1		2	1		1					11	Saga
39	Kochi	3							1		1			1	1		1			1					9	Kochi
5	Akita					1		1	1						1		1					2	1		8	Akita
32	Shimane		1	1					1		1									2		1			7	Shimane
	total	110	149	165		239		139	189	201	233	142	131	201	239	209	162	188	212	253	258	257	260	277	4,214	total

Data source : https://anzeninfo.mhlw.go.jp/user/anzen/tok/anst00.htm

Return to https://www.jisha.or.jp/english/statistics/202211_23.html