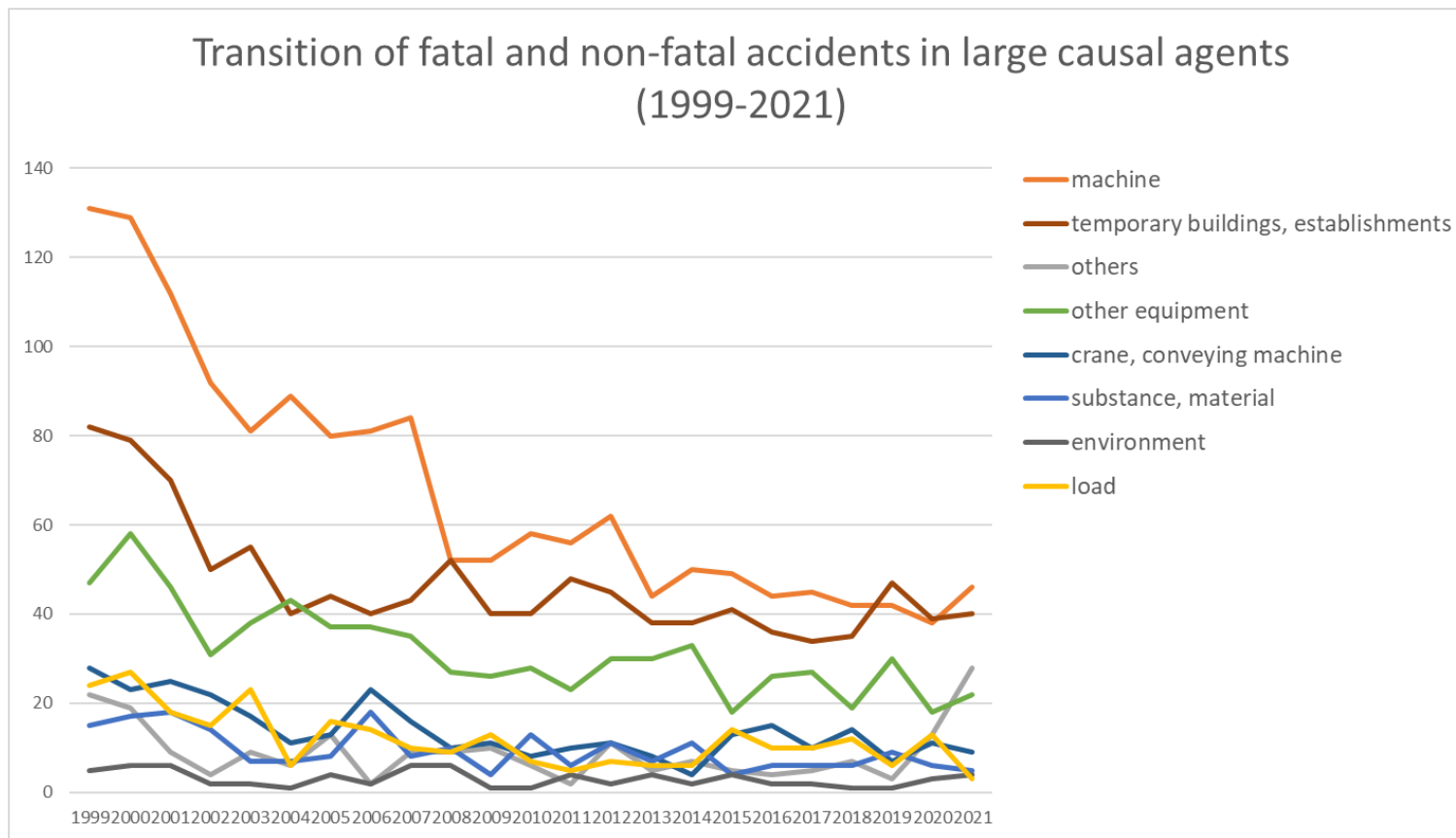
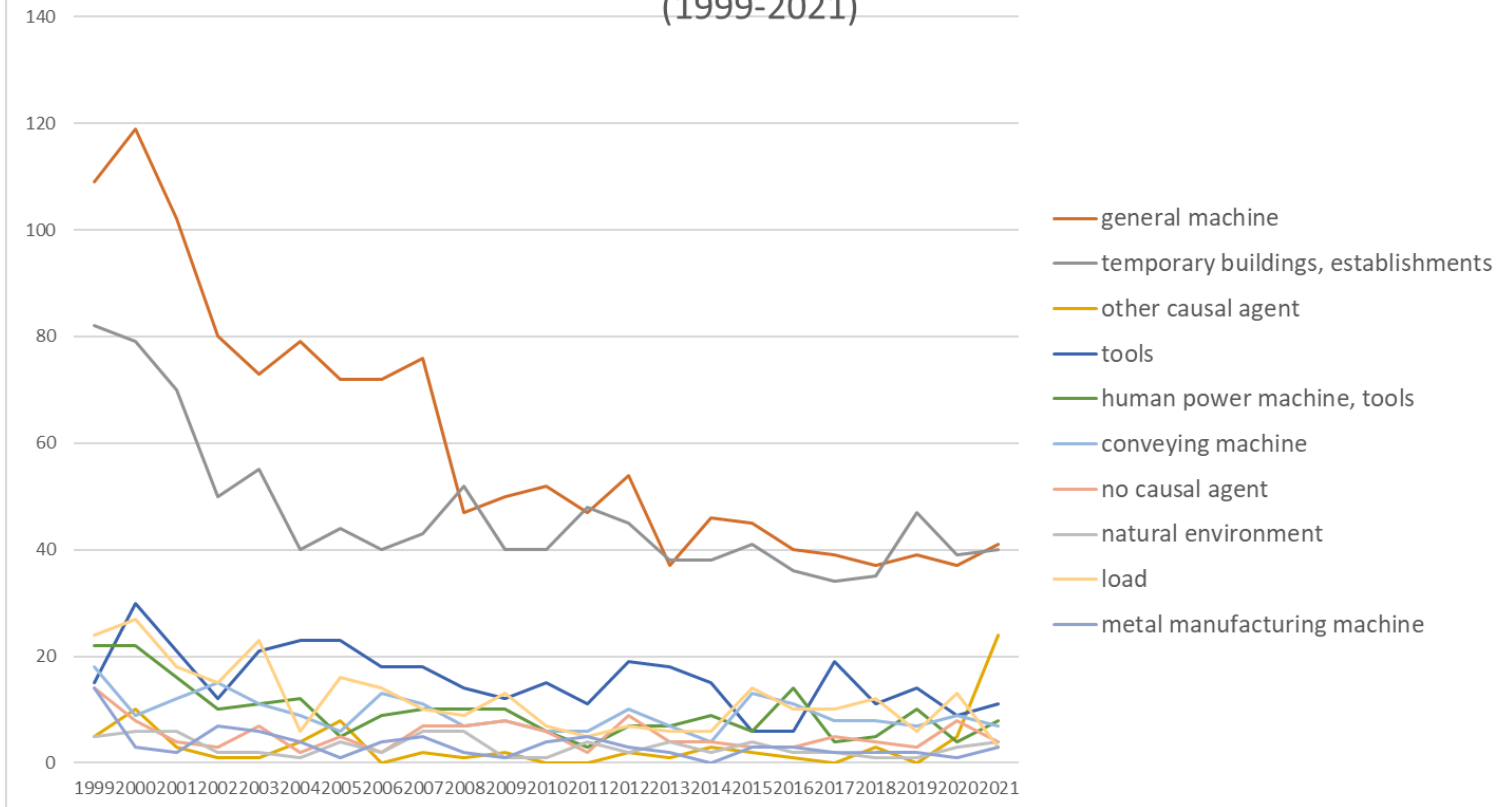


Transition of fatal and non-fatal accidents in each element like as causal agents, type of accidents, etc. in code no. 010309 other fiber products (1999-2021)



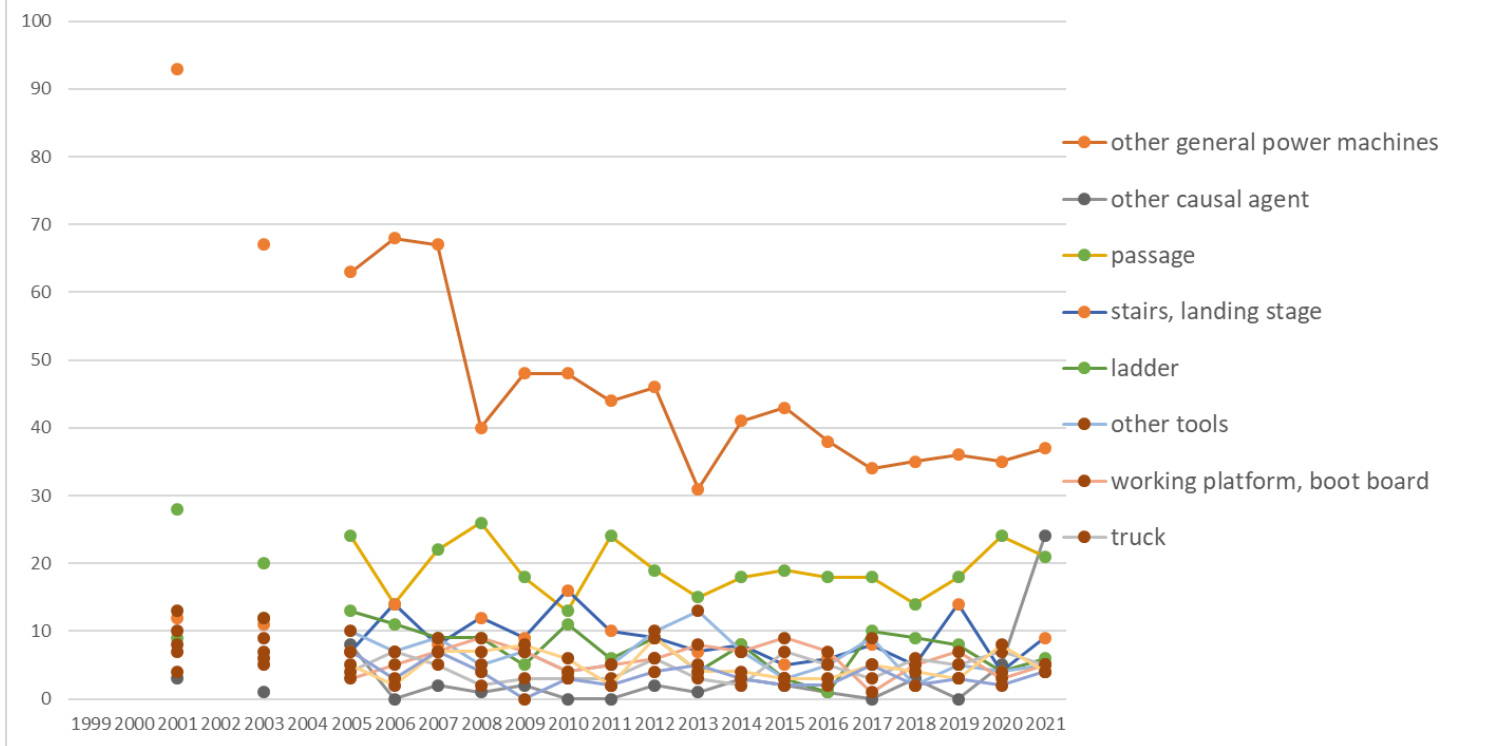
Transition of fatal and non-fatal accidents in large causal agents in code no. 010309 other fiber products (1999-2021)

Transition of fatal and non-fatal accidents in top 10 middle causal agents
(1999-2021)



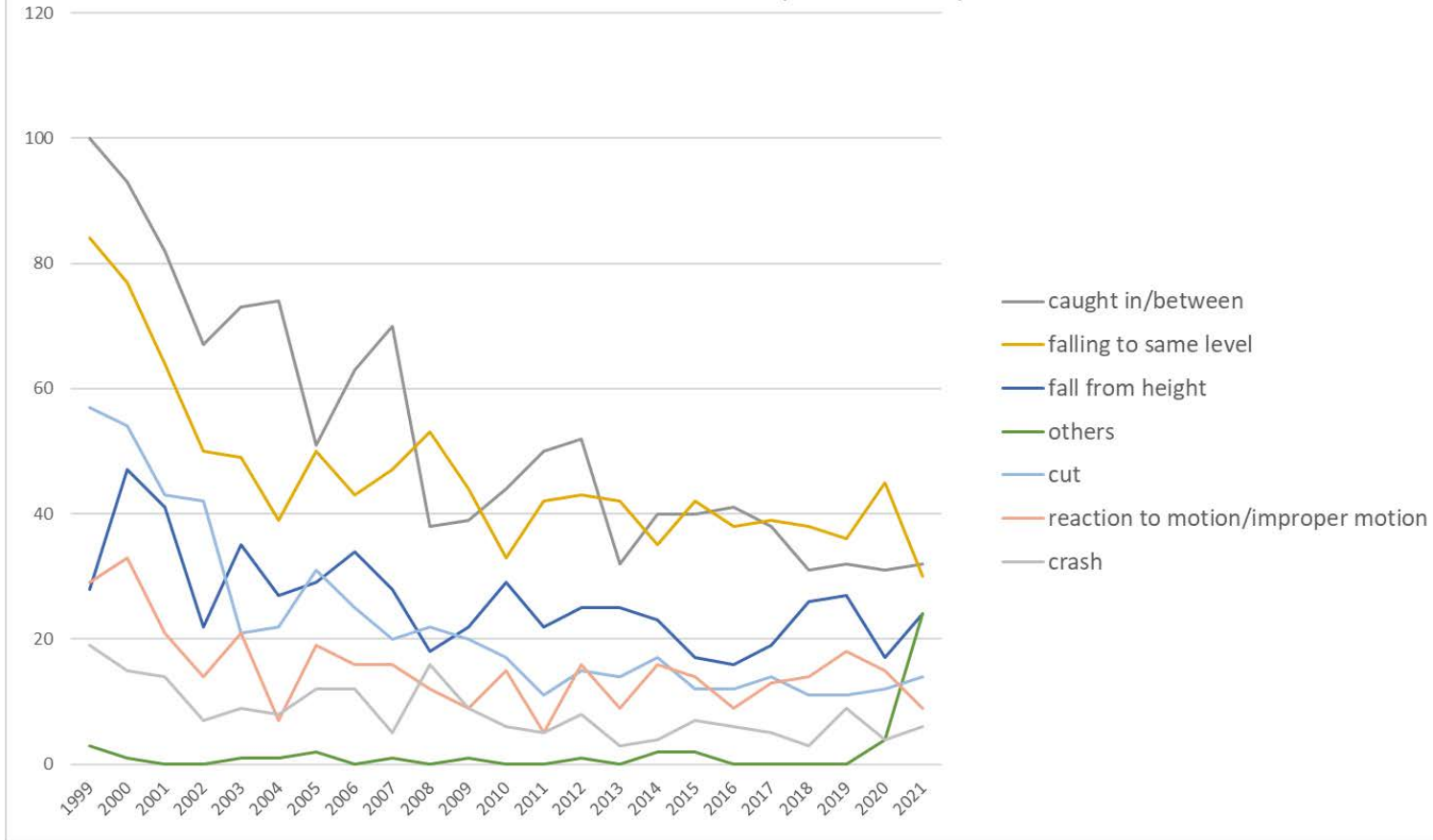
Transition of fatal and non-fatal accidents in middle causal agents in code no. 010309 other fiber products (1999-2021)

Transition of fatal and non-fatal accidents in top 10 small causal agents (1999-2021)



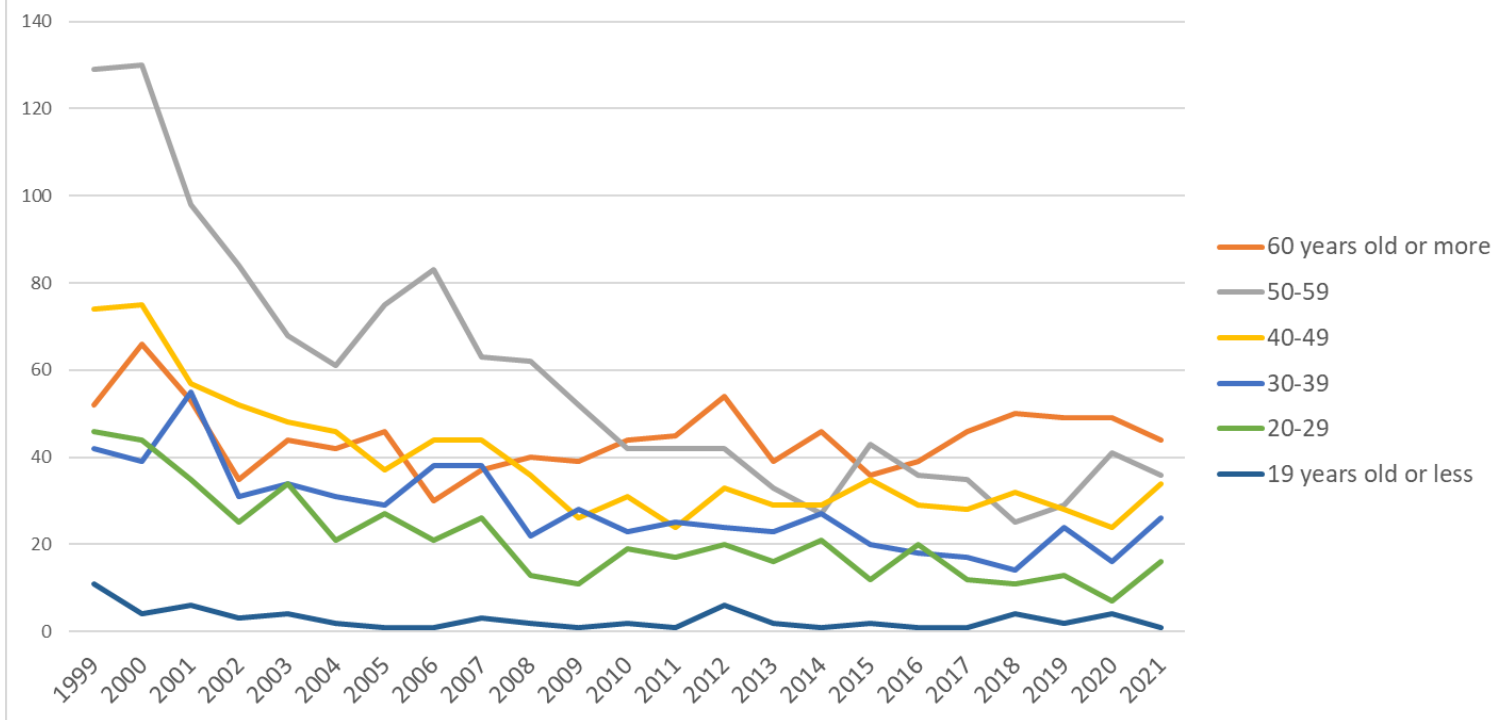
Transition of fatal and non-fatal accidents in small causal agents in code no. 010309 other fiber products (1999-2021)

Transition of fatal and non-fatal accidents in top 7 type of accidents
(1999-2021)



Transition of fatal and non-fatal accidents in type of accidents in code no. 010309 other fiber products (1999-2021)

Transition of fatal and non-fatal accidents in workers ages (1999-2021)



Transition of fatal and non-fatal accidents in workers ages in code no. 010309 other fiber products (1999-2021)

17	Ishikawa	3	8	2		6		4	4	5	5	2	2	3	2	2	4	3		3	2	1	2	1	64	Ishikawa
26	Kyoto	4	3	7		1		2	3	1	2	3	6	2	2	4	4	1	3	4	5	3	1	1	62	Kyoto
6	Yamagata	3	2	3		2		1	3	1	2	2	2	4	3	1	3	6	1	3	3	1	5	1	52	Yamagata
36	Tokushima	1	4	2		1		1	2	2	1	2			2	1		3	2	1	1			1	27	Tokushima
19	Yamanashi			2				1	1	1				1			2	1	2			2		1	14	Yamanashi
47	Okinawa		1																		1			1	3	Okinawa
45	Miyazaki	4	8	1		3		1	4	2	3	7	4	1	2	3	2	2	3	4	4	5	2		65	Miyazaki
14	Kanagawa	4	5	3		5		3	4	1	2	1	3		1	4	4	1		4	3	1	2		51	Kanagawa
41	Saga	7	3	3		3		2	1	1	1	1	3	2	4	1		3		4	2				41	Saga
44	Oita	3	4	4				2	2	1	2		1	3				1	1	3	1	1			29	Oita
39	Kochi	4		4		2		2	3		1		2				2	2		1		2			25	Kochi
32	Shimane	1	3	2		3		3		2	1	1	2			2	1				1		1		23	Shimane
46	Kagoshima		4	1		2		4			1	1	1	3	2			1	1				2		23	Kagoshima
20	Nagano	2	1	1		2		2		1	2			1		4		1	1	1	1	1	1		22	Nagano
31	Tottori		2	3					1	1		1		1						3	1	2	1		16	Tottori
	total	354	358	304		232		215	217	211	175	157	161	154	179	142	151	148	143	139	136	145	141	157	4,019	total

Data source : <https://anzeninfo.mhlw.go.jp/user/anzen/tok/anst00.htm>

Return to https://www.jisha.or.jp/english/statistics/202211_23.html