Transition of fatal and non-fatal accidents in each element like as causal agents, type of accidents, etc. in code no. 011101 nonferrous metals/rolling products (1999-2021)

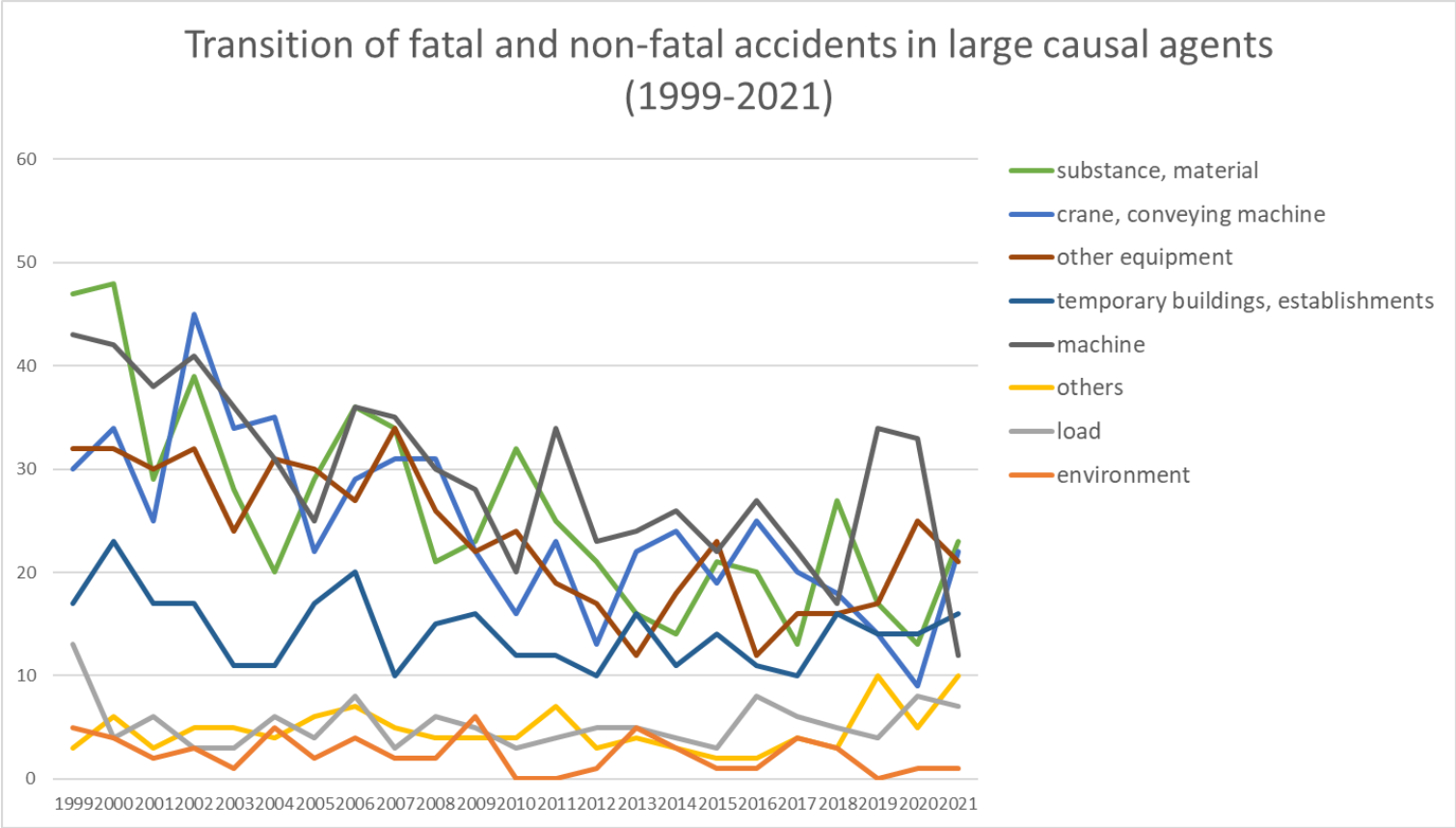

Transition of fatal and non-fatal accidents in large causal agents in code no. 011101 nonferrous metals/rolling products (1999-2021)

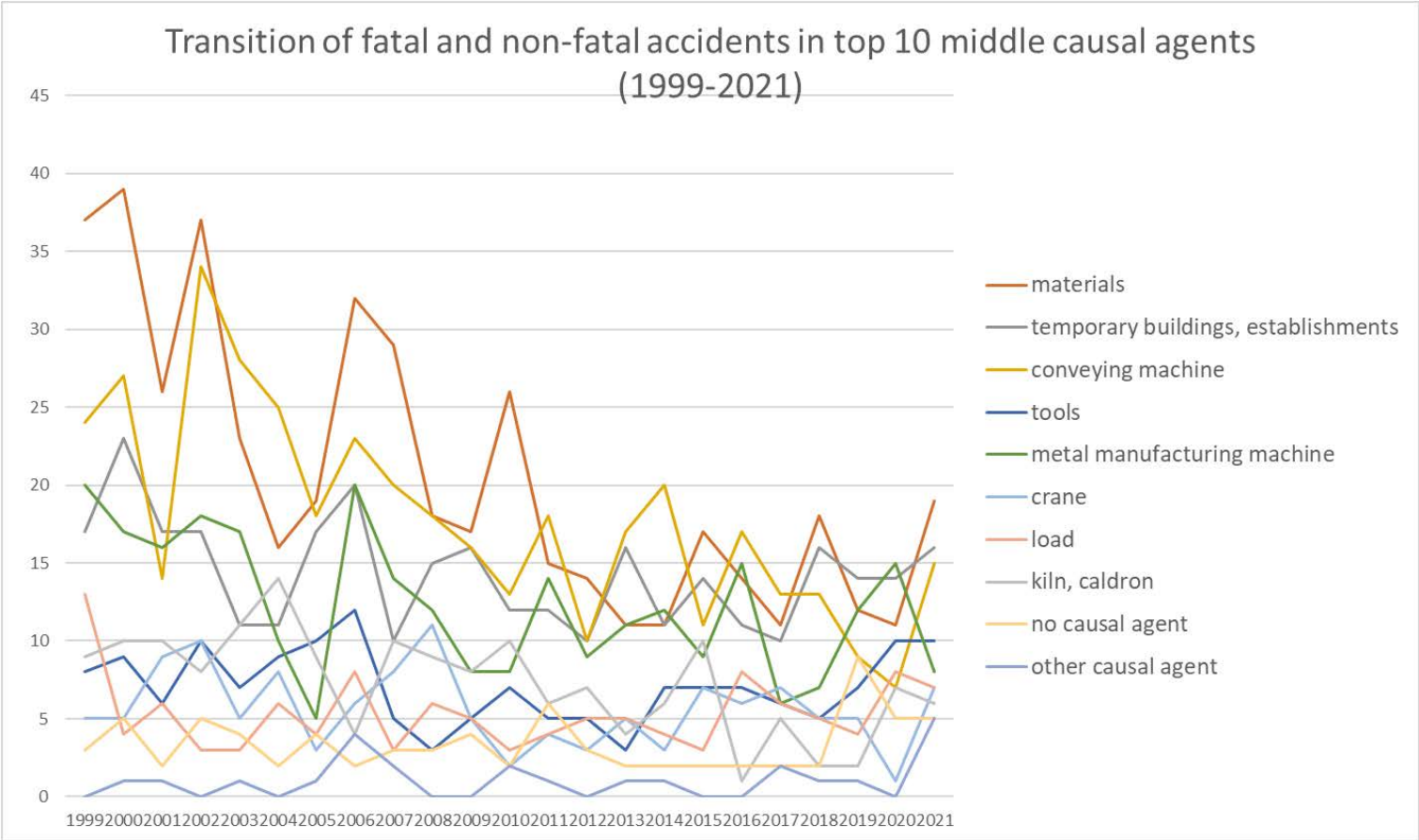

Transition of fatal and non-fatal accidents in middle causal agents in code no. 011101 nonferrous metals/rolling products (1999-2021)

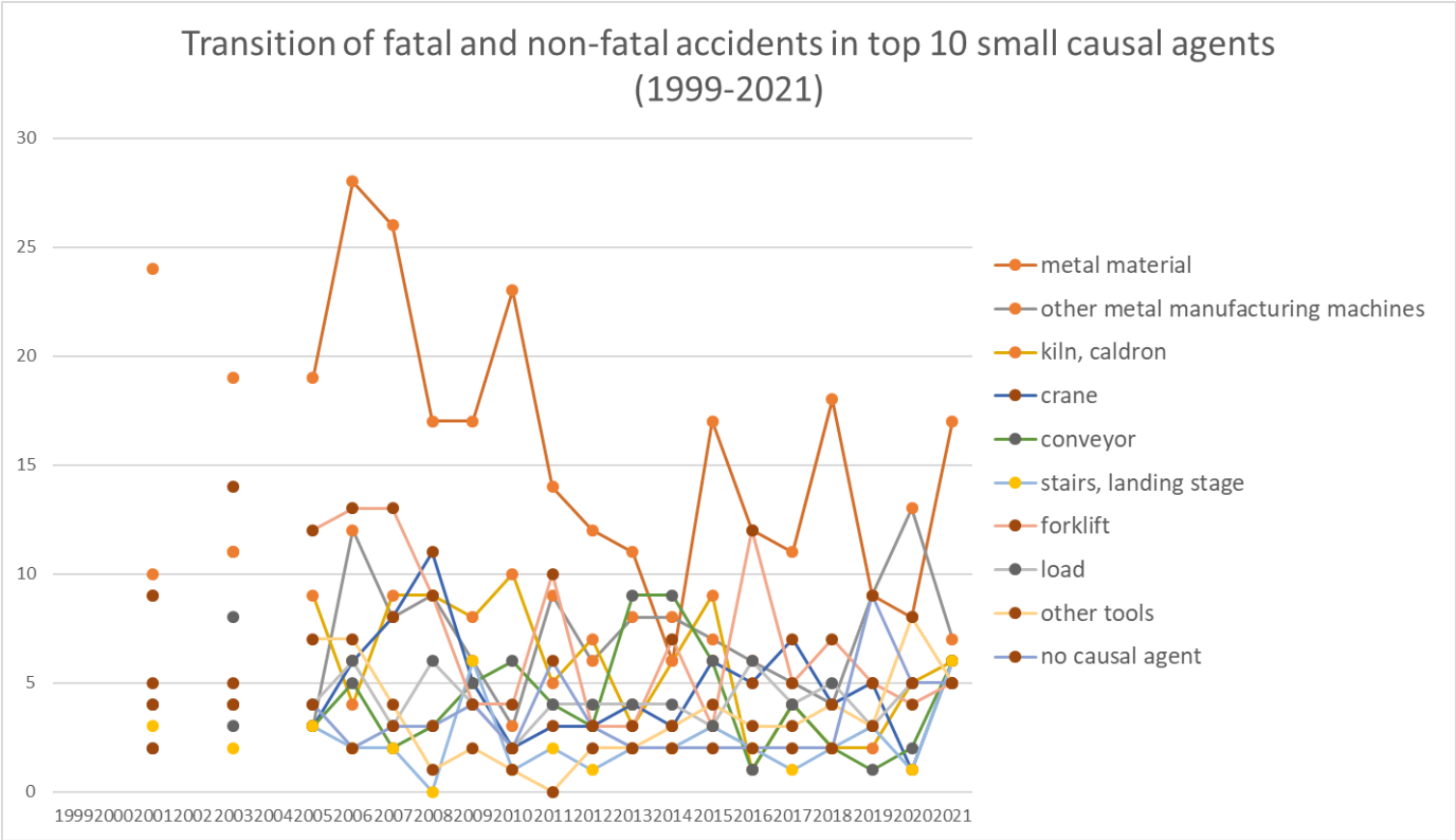

Transition of fatal and non-fatal accidents in small causal agents in code no. 011101 nonferrous metals/rolling products (1999-2021)

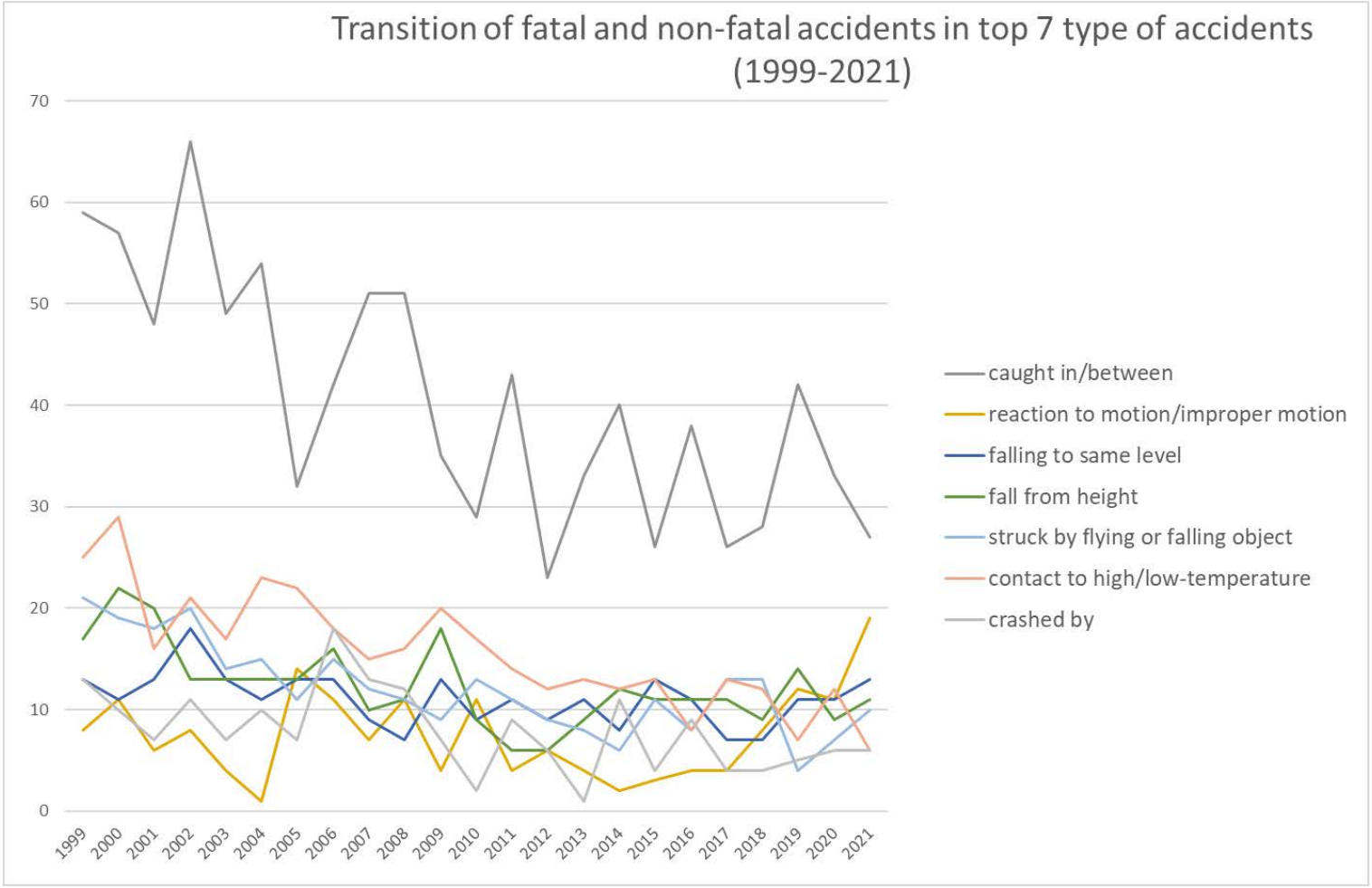

Transition of fatal and non-fatal accidents in type of accidents in code no. 011101 nonferrous metals/rolling products (1999-2021)

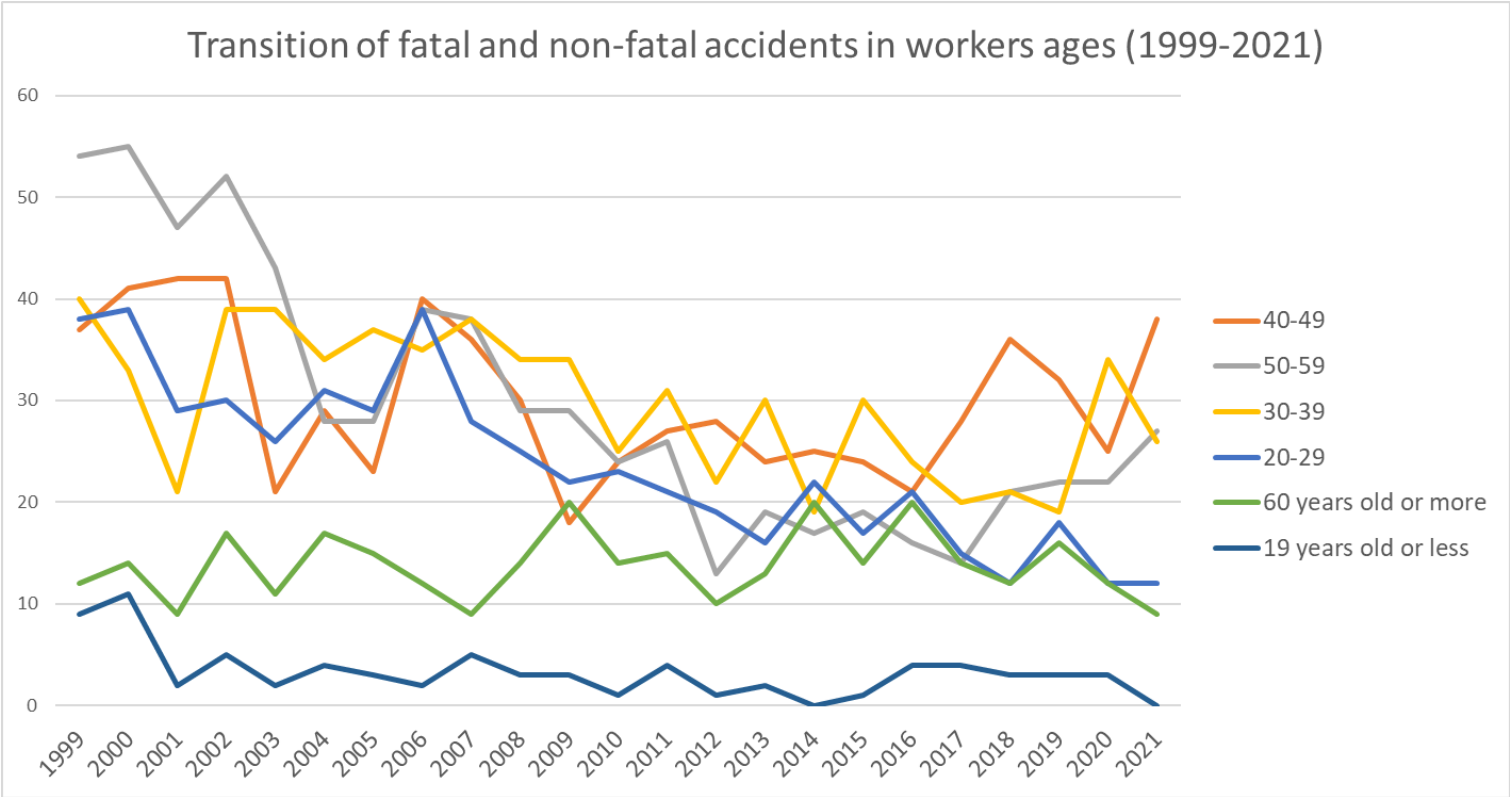

Transition of fatal and non-fatal accidents in workers ages in code no. 011101 nonferrous metals/rolling products (1999-2021)

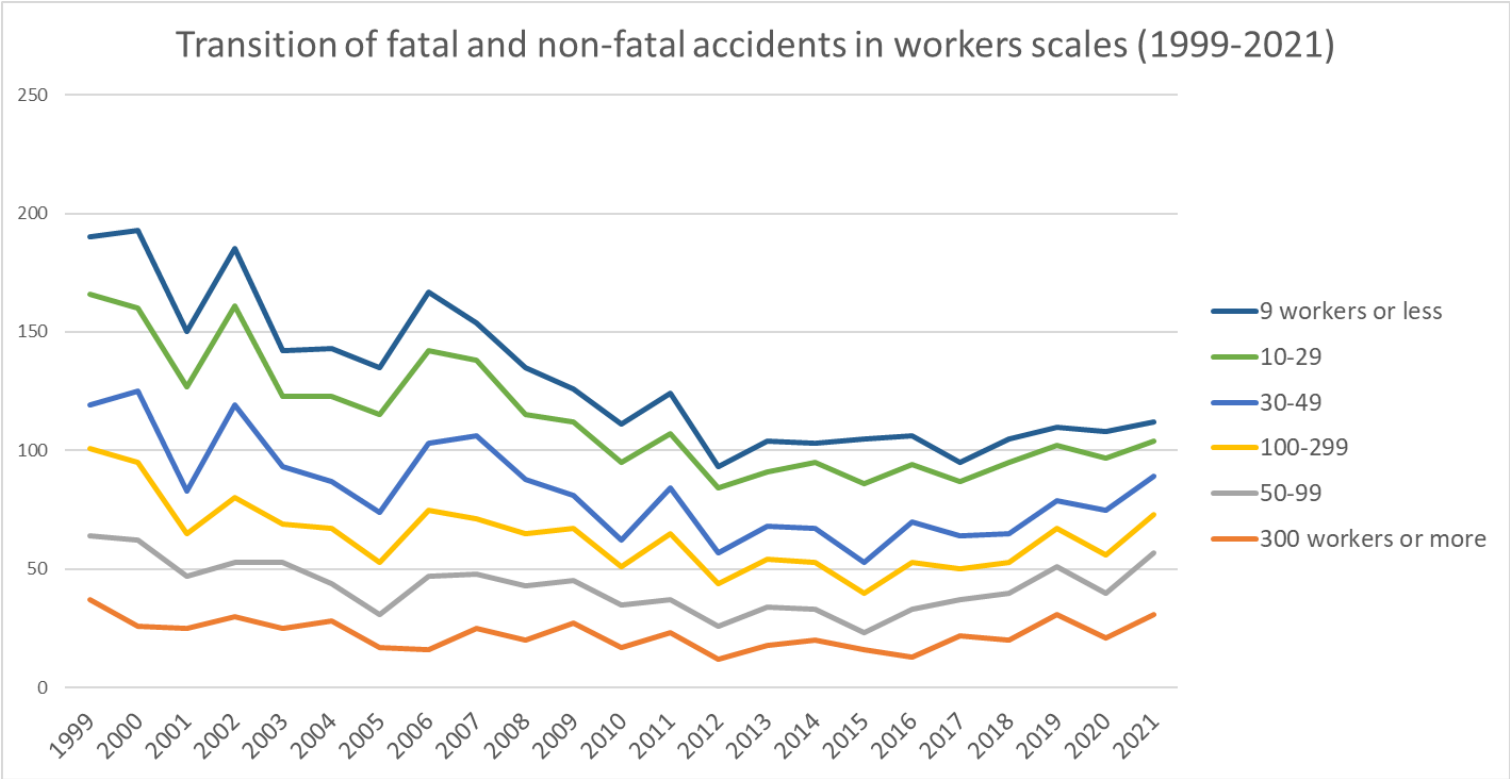

Transition of fatal and non-fatal accidents in workers scales in code no. 011101 nonferrous metals/rolling products (1999-2021)

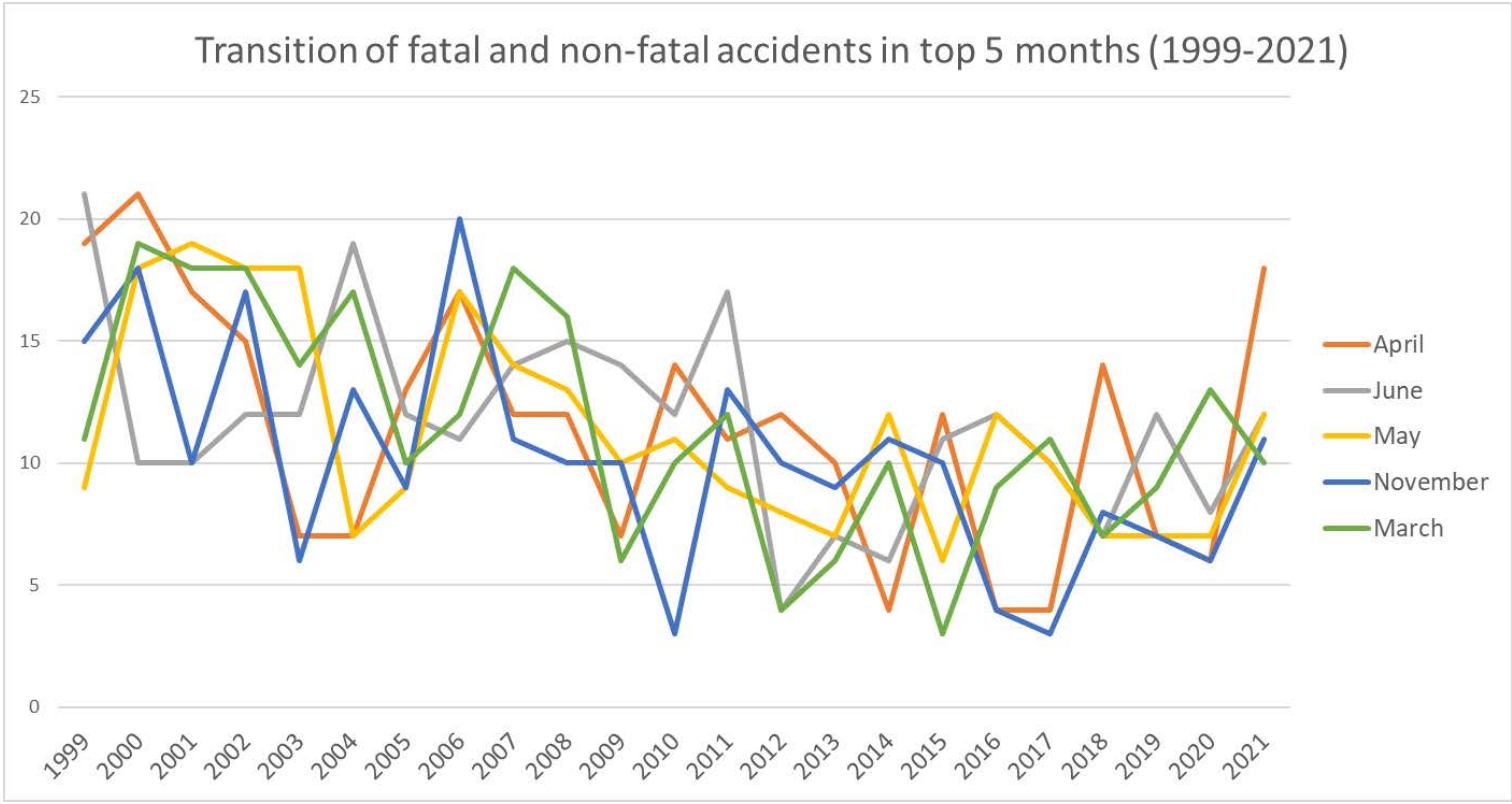

Transition of fatal and non-fatal accidents in months in code no. 011101 nonferrous metals/rolling products (1999-2021)

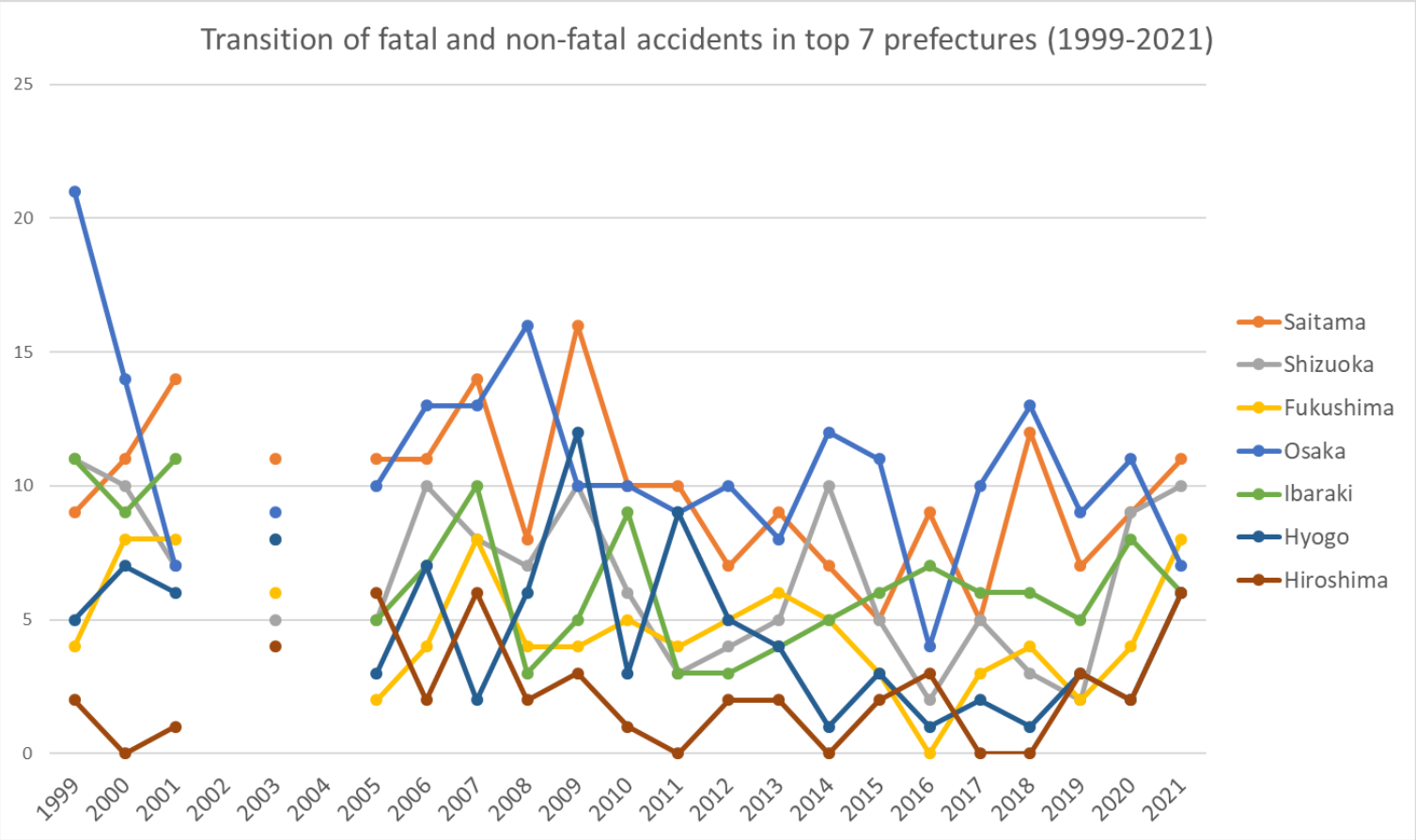

Transition of fatal and non-fatal accidents in prefectures in code no. 011101 nonferrous metals/rolling products (1999-2021)

Transition of fatal and non-fatal accidents in large causal agents in code no. 011101 nonferrous metals/rolling products (1999-2021)

code	Causal (L) agents	1999	2000	2001	2002	2003	2004	2005	2006	2007	2008	2009	2010	2011	2012	2013	2014	2015	2016	2017	2018	2019	2020	2021	total	Causal (L) agents
5	substance, material	47	48	29	39	28	20	29	36	34	21	23	32	25	21	16	14	21	20	13	27	17	13	23	596	substance, material
2	crane, conveying machine	30	34	25	45	34	35	22	29	31	31	22	16	23	13	22	24	19	25	20	18	14	9	22	563	crane, conveying machine

3	other equipment	32	32	30	32	24	31	30	27	34	26	22	24	19	17	12	18	23	12	16	16	17	25	21	540	other equipment
4	temporary buildings, establishments	17	23	17	17	11	11	17	20	10	15	16	12	12	10	16	11	14	11	10	16	14	14	16	330	temporary buildings, establishments
1	machine	43	42	38	41	36	31	25	36	35	30	28	20	34	23	24	26	22	27	22	17	34	33	12	679	machine
9	others	3	6	3	5	5	4	6	7	5	4	4	4	7	3	4	3	2	2	4	3	10	5	10	109	others
6	load	13	4	6	3	3	6	4	8	3	6	5	3	4	5	5	4	3	8	6	5	4	8	7	123	load
7	environment	5	4	2	3	1	5	2	4	2	2	6			1	5	3	1	1	4	3		1	1	56	environment
	total	190	193	150	185	142	143	135	167	154	135	126	111	124	93	104	103	105	106	95	105	110	108	112	2,996	total

Transition of fatal and non-fatal accidents in middle causal agents in code no. 011101 nonferrous metals/rolling products (1999-2021)

code	Causal (M) agents	1999	2000	2001	2002	2003	2004	2005	2006	2007	2008	2009	2010	2011	2012	2013	2014	2015	2016	2017	2018	2019	2020	2021	total	Causal (M) agents
52	materials	37	39	26	37	23	16	19	32	29	18	17	26	15	14	11	11	17	14	11	18	12	11	19	472	materials
41	temporary buildings, establishments	17	23	17	17	11	11	17	20	10	15	16	12	12	10	16	11	14	11	10	16	14	14	16	330	temporary buildings, establishments
22	conveying machine	24	27	14	34	28	25	18	23	20	18	16	13	18	10	17	20	11	17	13	13	9	7	15	410	conveying machine
37	tools	8	9	6	10	7	9	10	12	5	3	5	7	5	5	3	7	7	7	6	5	7	10	10	163	tools
15	metal manufacturing machine	20	17	16	18	17	10	5	20	14	12	8	8	14	9	11	12	9	15	6	7	12	15	8	283	metal manufacturing machine
21	crane	5	5	9	10	5	8	3	6	8	11	5	2	4	3	5	3	7	6	7	5	5	1	7	130	crane

61	load	13	4	6	3	3	6	4	8	3	6	5	3	4	5	5	4	3	8	6	5	4	8	7	123	load
34	kiln, caldron	9	10	10	8	11	14	9	4	10	9	8	10	6	7	4	6	10	1	5	2	2	7	6	168	kiln, caldron
92	no causal agent	3	5	2	5	4	2	4	2	3	3	4	2	6	3	2	2	2	2	2	2	9	5	5	79	no causal agent
91	other causal agent		1	1		1		1	4	2			2	1		1	1			2	1	1		5	24	other causal agent
16	general machine	19	14	17	19	16	15	18	13	17	15	15	8	17	11	9	10	13	10	10	5	16	15	4	306	general machine
51	hazards, harmful substances	10	9	3	2	5	4	10	4	5	3	6	6	10	7	5	3	4	6	2	9	5	2	4	124	hazards, harmful substances
36	human power machine, tools	4	5	8	3	3	6	6	5	7	5	1	4	3	2	1	2	1	1		2	3	3	4	79	human power machine, tools
39	other equipments, facilities	9	4	4	10	2	2	4	6	10	8	7	1	5	1	3	3	5	3	4	6	5	5	1	108	other equipments, facilities
71	natural environment	5	4	2	3	1	5	2	4	2	2	6			1	5	3	1	1	4	3		1	1	56	natural environment
12	power transmission mechanism	4	9	2	2	2	4	1	2	3	3	2	1	1	1	1	2		1	3	4	4	2		54	power transmission mechanism
23	vehicle	1	2	2	1	1	2	1		3	2	1	1	1			1	1	2				1		23	vehicle
14	construction machine		1	2		1	2	1		1		2	2	2	1	2	1		1	1		2			22	construction machine
13	woodworking machine		1	1	1				1			1	1			1	1			1	1		1		11	woodworking

																											machine
32	chemical facilities	1	1			1				2						1				1	1				8	chemical facilities
35	electric equipment	1		1	1			1				1	1												6	electric equipment
99	unclassifiable						2	1	1		1					1									6	unclassifiable
31	pressure vessel		1	1							1				1										4	pressure vessel
33	welding equipment		2										1		1										4	welding equipment
11	engine				1										1					1					3	engine
17	mobile silviculture machine																									mobile silviculture machine
	total	190	193	150	185	142	143	135	167	154	135	126	111	124	93	104	103	105	106	95	105	110	108	112	2,996	total

Transition of fatal and non-fatal accidents in small causal agents in code no. 011101 nonferrous metals/rolling products (1999-2021)

code	Causal (S) agents	1999	2000	2001	2002	2003	2004	2005	2006	2007	2008	2009	2010	2011	2012	2013	2014	2015	2016	2017	2018	2019	2020	2021	total	Causal (S) agents
521	metal material			24		19		19	28	26	17	17	23	14	12	11	6	17	12	11	18	9	8	17	308	metal material
159	other metal manufacturing machines			10		11		3	12	8	9	6	3	9	6	8	8	7	6	5	4	9	13	7	144	other metal manufacturing machines
341	kiln, caldron			9		11		9	4	9	9	8	10	5	7	3	6	9	1	4	2	2	5	6	119	kiln, caldron
211	crane			9		4		3	6	8	11	5	2	3	3	4	3	6	5	7	4	5	1	6	95	crane
224	conveyor			2		8		3	5	2	3	5	6	4	3	9	9	6	1	4	2	1	2	6	81	conveyor
413	stairs, landing stage			3		2		3	2	2		6	1	2	1	2	2	3	2	1	2	3	1	6	44	stairs, landing stage

222	forklift			5		14		12	13	13	9	4	4	10	3	3	7	3	12	5	7	5	4	5	138	forklift
611	load			4		3		4	6	3	6	4	2	4	4	4	4	3	6	4	5	3	5	5	79	load
379	other tools			4		5		7	7	4	1	2	1		2	2	3	4	3	3	4	3	8	5	68	other tools
921	no causal agent			2		4		4	2	3	3	4	2	6	3	2	2	2	2	2	2	9	5	5	64	no causal agent
371	ladder			2		2		3	4		2	3	3	2	2		2	2	3	3		4	2	5	44	ladder
911	other causal agent			1		1		1	4	2			2	1		1	1			2	1	1		5	23	other causal agent
417	passage			6		6		5	6		2	6	3	5	6	7	5	4	5	5	2	4	6	3	86	passage
362	human power hauling equipment			2		1		3	1	1	1		2	1	2				1		1			3	19	human power hauling equipment
169	other general power machines			9		8		10	7	6	8	7	6	12	10	5	4	8	6	4	2	11	6	2	131	other general power machines
163	roll machine (except printingroll machine)			7		7		7	4	9	5	6	1	4	1	2	4	5	3	5	2	2	6	2	82	roll machine (except printingroll machine)
221	truck			6		5		3	4	5	5	5	2	4	1	3	2	2	4	3	4	2	1	2	63	truck
416	working platform, boot board			3				3	5	2	9	1	4	2		3	1	2	1	2	3	3	2	2	48	working platform, boot board
514	harmful substance			3		3		9	1	1	1	1	3	6	3	3	1	2	3		4			2	46	harmful substance
418	building, establishment			3		1		4	2	4	1		1	3	2	1	2	1	2		6	3	2	2	40	building, establishment
519	other hazards, harmful substances					1		1	2	3	1	1	1	1	2	1		2	3	1	3	3	2	2	30	other hazards, harmful substances
529	other materials			2		3			4	1	1		3	1	2		5		2			2		2	28	other materials
612	machine/equipment			2					2			1	1		1	1			2	2		1	3	2	18	machine/equipment

	as load																									as load
414	opening			1				1	3	1		2				1			1	1				2	13	opening
229	other powered conveying machines					1					1	1			2	1	1			1		1		2	11	other powered conveying machines
391	other equipment, facilities			4		2		4	6	10	8	7	1	5	1	3	3	5	3	4	6	5	5	1	83	other equipment, facilities
715	high/cold temperature environment			1		1		2	3	1	1	2			1	5	2	1		3	3		1	1	28	high/cold temperature environment
419	other temporary buildings, establishments			1		1			2		1	1	3		1	2	1	3			2	1	2	1	22	other temporary buildings, establishments
153	grinding machine, buffing machine			1		1		1	1	1				1	1		1	1	1					1	11	grinding machine, buffing machine
214	elevator, lift																		1		1			1	3	elevator, lift
363	human power machine			1																				1	2	human power machine
364	hand tool			5		1		3	4	5	4	1	2	2		1	2	1			1	3	2		37	hand tool
121	power transmission mechanism			2		2		1	2	3	3	2	1	1	1	1	2		1	3	4	4	2		35	power transmission mechanism
154	power press			1		2		1	4	1	1		2	1	1	1	1		3	1	2		1		23	power press
162	mixer, grinder			1				1	2	2	1	2	1			1	1		1		1	2	3		19	mixer, grinder
231	cars, bus, motorcycle			2		1		1		3		1	1	1			1	1	2				1		15	cars, bus, motorcycle
372	slinging tool								1	1			3	3	1	1	2	1	1		1				15	slinging tool

152	drill press, milling machine					2			1	1	1	1	1	2				1	2		1	1			14	drill press, milling machine
156	shearing machine			1		1				1	1		2	1		1	1		1			2	1		13	shearing machine
151	lathe			3					2	1		1			1	1	1		2						12	lathe
142	excavating machine							1		1		2	2	1	1	1				1					10	excavating machine
511	explosive substance											4		1	1	1	1				1				9	explosive substance
512	inflammable substance									1	1		2	2			1			1					8	inflammable substance
349	other kiln, caldron									1				1		1		1		1			2		7	other kiln, caldron
415	roof, beam, haze, crossbeam, principal rafter					1				1	2							1		1			1		7	roof, beam, haze, crossbeam, principal rafter
131	circular sawing machine			1					1				1			1	1						1		6	circular sawing machine
141	leveling, transporting or loading machine			1		1								1		1						2			6	leveling, transporting or loading machine
225	loader			1					1				1		1	1	1								6	loader
321	chemical facilities					1				2						1				1	1				6	chemical facilities
513	inflammable gas					1			1						1						1	2			6	inflammable gas
719	other environments			1							1	1					1		1	1					6	other environments
164	injection molding machine					1								1		1	1					1			5	injection molding machine
522	lumber, bamboo					1				1												1	2		5	lumber, bamboo
	abnormal																									abnormal

714	environment								1	1		3														5	environment
219	other powered crane					1								1		1		1								4	other powered crane
999	unclassifiable							1	1		1					1										4	unclassifiable
361	human power cranes					1				1														1		3	human power cranes
111	engine														1					1						2	engine
145	demolition machine																1		1							2	demolition machine
239	other vehicles										2															2	other vehicles
312	pressure vessel			1											1											2	pressure vessel
331	gas welding equipment												1		1											2	gas welding equipment
352	electric power facilities			1									1													2	electric power facilities
359	other electrical equipment							1				1														2	other electrical equipment
411	scaffolding							1													1					2	scaffolding
523	stone, sand, substance									1														1		2	stone, sand, substance
132	band sawing machine																				1					1	band sawing machine
136	chain saw																			1						1	chain saw
139	other woodworking machines											1														1	other woodworking machines

149	other construction machines			1																						1	other construction machines
155	forging pressure hammer									1																1	forging pressure hammer
165	food manufacturing machine										1															1	food manufacturing machine
167	industrial robot																				1					1	industrial robot
223	railway equipment											1														1	railway equipment
319	other pressure vessels										1															1	other pressure vessels
342	industrial dryer			1																						1	industrial dryer
133	wood planer machine																										wood planer machine
134	hollow chisel mortiser, wood borer																										hollow chisel mortiser, wood borer
135	chamfering machine, router, woodworking milling machine																										chamfering machine, router, woodworking milling machine
143	foundation work machine																										foundation work machine
144	hardening machine																										hardening machine
146	vehicle for high lift work																										vehicle for high lift work

161	centrifugal machine																									centrifugal machine
166	printing machine																									printing machine
171	felling machine																									felling machine
172	mobile logging machine																									mobile logging machine
173	skyline yarding machine																									skyline yarding machine
179	other mobile silviculture machine																									other mobile silviculture machine
212	mobile crane																									mobile crane
213	derrick crane																									derrick crane
215	cargo lifting appliance																									cargo lifting appliance
216	gondola																									gondola
217	lumberyard equipment, logging cableway																									lumberyard equipment, logging cableway
218	simple skyline yarding equipment																									simple skyline yarding equipment
226	straddle carrier																									straddle carrier
227	rough terrain hauler																									rough terrain hauler
232	railway vehicle																									railway vehicle
311	boiler																									boiler
332	arc welding equipment																									arc welding equipment

339	other welding equipment																									other welding equipment
351	transmission																									transmission
412	timbering																									timbering
515	radiation																									radiation
711	natural ground, rock																									natural ground, rock
712	standing tree																									standing tree
713	water																									water
	total			150		142		135	167	154	135	126	111	124	93	104	103	105	106	95	105	110	108	112	2,285	total

Transition of fatal and non-fatal accidents in type of accidents in code no. 011101 nonferrous metals/rolling products (1999-2021)

code	Type of accidents	1999	2000	2001	2002	2003	2004	2005	2006	2007	2008	2009	2010	2011	2012	2013	2014	2015	2016	2017	2018	2019	2020	2021	total	Type of accidents
07	caught in/between	59	57	48	66	49	54	32	42	51	51	35	29	43	23	33	40	26	38	26	28	42	33	27	932	caught in/between
19	reaction to motion/improper motion	8	11	6	8	4	1	14	11	7	11	4	11	4	6	4	2	3	4	4	8	12	11	19	173	reaction to motion/improper motion
02	falling to same level	13	11	13	18	13	11	13	13	9	7	13	9	11	9	11	8	13	11	7	7	11	11	13	255	falling to same level
01	fall from height	17	22	20	13	13	13	13	16	10	11	18	9	6	6	9	12	11	11	11	9	14	9	11	284	fall from height
04	struck by flying or falling object	21	19	18	20	14	15	11	15	12	11	9	13	11	9	8	6	11	8	13	13	4	7	10	278	struck by flying or falling object
	contact to high/low-																									contact to

11	temperature	25	29	16	21	17	23	22	18	15	16	20	17	14	12	13	12	13	8	13	12	7	12	6	361	high/low-temperature
06	crashed by	13	10	7	11	7	10	7	18	13	12	7	2	9	6	1	11	4	9	4	4	5	6	6	182	crashed by
03	crash	6	5	3	7	5	5	3	9	6	6	3	6	1	4	6	1	4	2	6	8	3	9	6	114	crash
90	others					3	1		2	1			1	2		2		1		1		1		5	20	others
12	contact to harmful substance	4	7	3	1	6	2	10	4	5	1	6	3	6	4	3	1	3	3	1	7	3	1	4	88	contact to harmful substance
05	collapse	8	4	3	1	5	1	2	7	7	4	5	2	3	5	5	3	7	2	3	3	2	2	3	87	collapse
14	explosion	7	6	2	2	1	3	2	3	9	3	5	2	1	3	3		3	4	1			1	2	63	explosion
08	cut	7	7	8	10	2	1	6	8	6	1	1	3	10	5	6	2	3	4	3	3	6	2		104	cut
17	traffic accident (public road)		2	2	1	1	2			2			1	2			1	1	2	1			2		20	traffic accident (public road)
09	injury to the sole of the foot	2			1				1		1		1		1		1				1		1		10	injury to the sole of the foot
16	fire		1				1						1	1			1	1			2				8	fire
15	burst				5	1														1					7	burst
13	electric shock		1	1									1										1		4	electric shock
18	traffic accident (others)									1							1	1							3	traffic accident (others)
99	unclassifiable		1			1																			2	unclassifiable
10	drown																1								1	drown
	total	190	193	150	185	142	143	135	167	154	135	126	111	124	93	104	103	105	106	95	105	110	108	112	2,996	total

Transition of fatal and non-fatal accidents in workers ages in code no. 011101 nonferrous metals/rolling products (1999-2021)

code	Age	1999	2000	2001	2002	2003	2004	2005	2006	2007	2008	2009	2010	2011	2012	2013	2014	2015	2016	2017	2018	2019	2020	2021	total	Age
4	40-49	37	41	42	42	21	29	23	40	36	30	18	24	27	28	24	25	24	21	28	36	32	25	38	691	40-49
5	50-59	54	55	47	52	43	28	28	39	38	29	29	24	26	13	19	17	19	16	14	21	22	22	27	682	50-59
3	30-39	40	33	21	39	39	34	37	35	38	34	34	25	31	22	30	19	30	24	20	21	19	34	26	685	30-39
2	20-29	38	39	29	30	26	31	29	39	28	25	22	23	21	19	16	22	17	21	15	12	18	12	12	544	20-29
6	60 years old or more	12	14	9	17	11	17	15	12	9	14	20	14	15	10	13	20	14	20	14	12	16	12	9	319	60 years old or more
1	19 years old or less	9	11	2	5	2	4	3	2	5	3	3	1	4	1	2		1	4	4	3	3	3		75	19 years old or less
	total	190	193	150	185	142	143	135	167	154	135	126	111	124	93	104	103	105	106	95	105	110	108	112	2,996	total

Transition of fatal and non-fatal accidents in workers scales in code no. 011101 nonferrous metals/rolling products (1999-2021)

code	Workers scale	1999	2000	2001	2002	2003	2004	2005	2006	2007	2008	2009	2010	2011	2012	2013	2014	2015	2016	2017	2018	2019	2020	2021	total	Workers scale
6	300 workers or more	37	26	25	30	25	28	17	16	25	20	27	17	23	12	18	20	16	13	22	20	31	21	31	520	300 workers or more
4	50-99	27	36	22	23	28	16	14	31	23	23	18	18	14	14	16	13	7	20	15	20	20	19	26	463	50-99
5	100-299	37	33	18	27	16	23	22	28	23	22	22	16	28	18	20	20	17	20	13	13	16	16	16	484	100-299
3	30-49	18	30	18	39	24	20	21	28	35	23	14	11	19	13	14	14	13	17	14	12	12	19	16	444	30-49
2	10-29	47	35	44	42	30	36	41	39	32	27	31	33	23	27	23	28	33	24	23	30	23	22	15	708	10-29
1	9 workers or less	24	33	23	24	19	20	20	25	16	20	14	16	17	9	13	8	19	12	8	10	8	11	8	377	9 workers or less
	total	190	193	150	185	142	143	135	167	154	135	126	111	124	93	104	103	105	106	95	105	110	108	112	2,996	total

Transition of fatal and non-fatal accidents in months in code no. 011101 nonferrous metals/rolling products (1999-2021)

code	Month	1999	2000	2001	2002	2003	2004	2005	2006	2007	2008	2009	2010	2011	2012	2013	2014	2015	2016	2017	2018	2019	2020	2021	total	Month
4	April	19	21	17	15	7	7	13	17	12	12	7	14	11	12	10	4	12	4	4	14	7	6	18	263	April

6	June	21	10	10	12	12	19	12	11	14	15	14	12	17	4	7	6	11	12	10	7	12	8	12	268	June
5	May	9	18	19	18	18	7	9	17	14	13	10	11	9	8	7	12	6	12	10	7	7	7	12	260	May
11	November	15	18	10	17	6	13	9	20	11	10	10	3	13	10	9	11	10	4	3	8	7	6	11	234	November
3	March	11	19	18	18	14	17	10	12	18	16	6	10	12	4	6	10	3	9	11	7	9	13	10	263	March
12	December	16	10	14	8	8	12	6	10	7	14	13	5	8	3	5	6	6	6	5	5	5	11	9	192	December
7	July	21	17	14	21	16	12	15	20	15	6	11	6	6	8	5	12	13	13	8	15	10	10	8	282	July
9	September	19	8	10	13	6	10	8	15	15	11	8	8	10	6	8	12	5	12	13	8	14	7	8	234	September
2	February	10	28	9	19	15	7	12	10	8	10	17	10	12	4	13	8	10	11	10	11	10	5	7	256	February
10	October	15	18	7	18	11	14	12	14	13	10	11	13	10	8	13	8	7	6	3	9	8	10	7	245	October
8	August	14	17	6	16	18	11	22	8	13	8	6	11	9	12	13	8	7	10	9	10	11	15	5	259	August
1	January	20	9	16	10	11	14	7	13	14	10	13	8	7	14	8	6	15	7	9	4	10	10	5	240	January
	total	190	193	150	185	142	143	135	167	154	135	126	111	124	93	104	103	105	106	95	105	110	108	112	2,996	total

Transition of fatal and non-fatal accidents in prefectures in code no. 011101 nonferrous metals/rolling products (1999-2021)

code	Prefecture	1999	2000	2001	2002	2003	2004	2005	2006	2007	2008	2009	2010	2011	2012	2013	2014	2015	2016	2017	2018	2019	2020	2021	total	Prefecture
11	Saitama	9	11	14		11		11	11	14	8	16	10	10	7	9	7	5	9	5	12	7	9	11	206	Saitama
22	Shizuoka	11	10	7		5		5	10	8	7	10	6	3	4	5	10	5	2	5	3	2	9	10	137	Shizuoka
7	Fukushima	4	8	8		6		2	4	8	4	4	5	4	5	6	5	3		3	4	2	4	8	97	Fukushima
27	Osaka	21	14	7		9		10	13	13	16	10	10	9	10	8	12	11	4	10	13	9	11	7	227	Osaka
8	Ibaraki	11	9	11		8		5	7	10	3	5	9	3	3	4	5	6	7	6	6	5	8	6	137	Ibaraki
28	Hyogo	5	7	6		8		3	7	2	6	12	3	9	5	4	1	3	1	2	1	3	2	6	96	Hyogo
34	Hiroshima	2		1		4		6	2	6	2	3	1		2	2		2	3			3	2	6	47	Hiroshima
23	Aichi	10	23	14		10		14	14	15	12	16	10	17	6	10	8	9	10	12	10	10	7	5	242	Aichi

9	Tochigi	14	6	7		7		4	6	9	5	6	8	3	4	3	5	5	4	1	6	10	6	5	124	Tochigi
16	Toyama	10	8	2		4		3	8		9	7		3	3	5	7	6	2	7	3	4	2	5	98	Toyama
24	Mie	7	7	2		6		6	3	2	5	1	4		3	4	1	2	2	1		5	5	5	71	Mie
35	Yamaguchi	6	8	3		1		4	3	7	7	2	1	2	3	4	3	2	7	4	4	5	5	4	85	Yamaguchi
15	Niigata		6	6		3		2	8	2	3	2	1	5	8	5	1	2	3	3	2	4	6	4	76	Niigata
14	Kanagawa	5	2	4		1		3	4	1	4	1	3	6		4			4	1	1	1		4	49	Kanagawa
43	Kumamoto		5	1		4		1	5	1	4	1	1	2	1		2	3	1	3	3	4	2	4	48	Kumamoto
20	Nagano	3	3	4		3		1	2	1	1		1		2		1	1	1			1		4	29	Nagano
12	Chiba	7	6	6		3		4	6	2	2		1	9	2	2	3	5	7	3	6	7	4	3	88	Chiba
18	Fukui	3	6			6		1	1	3	2	1	1	1	2		1		4	1	3	1	2	3	42	Fukui
26	Kyoto	9	8	4		9		5	11	13	2	4	3	10	4	4	2	8	5	1	4	7	6	2	121	Kyoto
38	Ehime	2	1	2		4		2	3	2	2	2	2	2			4	1	4	2	1	1	1	2	40	Ehime
10	Gunma	4	5	3		1		9	12	5	3	4	7	6	2	2	2	3	3	3	3	4		1	82	Gunma
13	Tokyo	9	4	5		4		4	5	4	3	2			2	6	1	3	2	3	3	2	2	1	65	Tokyo
21	Gifu	5	3	3		7		14	6	2	3	1	1	3	2	1		3			2		2	1	59	Gifu
33	Okayama	5	6	2		1			1	2		1	4		2	3	4	3	8	5	3	2		1	53	Okayama
25	Shiga	3	3	3		4		2	2	1	2	1	1	3	2	1	5	1	3	1	2	2	1	1	44	Shiga
44	Oita	2	1	2		1		2	2	2	3	6	3			1	1	1	1	3	2	1	2	1	37	Oita
6	Yamagata	1						1		2	2					1	2	2		5				1	17	Yamagata
39	Kochi																							1	1	Kochi
5	Akita	4	10	6		1		3	3	7	2	3	3	1	3	1	2	1	1	2		4	8		65	Akita
40	Fukuoka	6	5	5		4		2	3	4	4		4	2	3	4	3	3	3	1	4	1			61	Fukuoka
37	Kagawa	3	1	4		3		1		3	3	2	1	3		1	1				1				27	Kagawa
4	Miyagi	5		1					1		1					3	2	4	1		2				20	Miyagi

2	Aomori			3				1			2	1	5	4			1		1						18	Aomori
1	Hokkaido		3			2							1					1		1	1	1			10	Hokkaido
46	Kagoshima			2				1		1	1	1	1		1										8	Kagoshima
31	Tottori		2			1			1					1				1		1					7	Tottori
29	Nara							1	1		1	1		1			1								6	Nara
36	Tokushima		2			1		2	1																6	Tokushima
47	Okinawa			1											1				1			1	2		6	Okinawa
42	Nagasaki	2		1										1		1									5	Nagasaki
30	Wakayama	1							1	1									1						4	Wakayama
3	Iwate										1				1							1			3	Iwate
45	Miyazaki									1				1					1						3	Miyazaki
19	Yamanashi	1																							1	Yamanashi
17	Ishikawa																									Ishikawa
32	Shimane																									Shimane
41	Saga																									Saga
	total	190	193	150		142		135	167	154	135	126	111	124	93	104	103	105	106	95	105	110	108	112	2,668	total

Data source : https://anzeninfo.mhlw.go.jp/user/anzen/tok/anst00.htm

Return to https://www.jisha.or.jp/english/statistics/202211_23.html