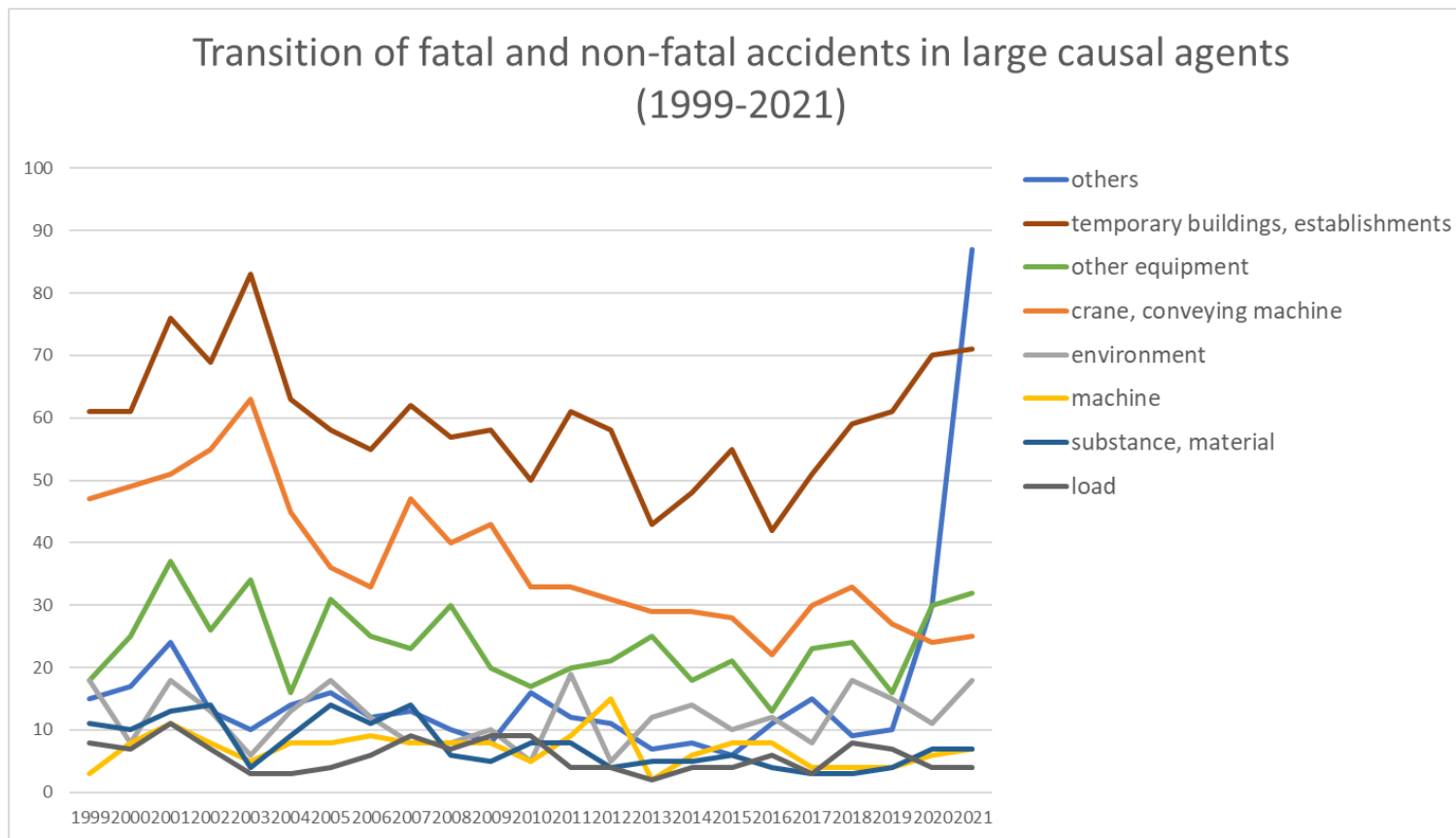
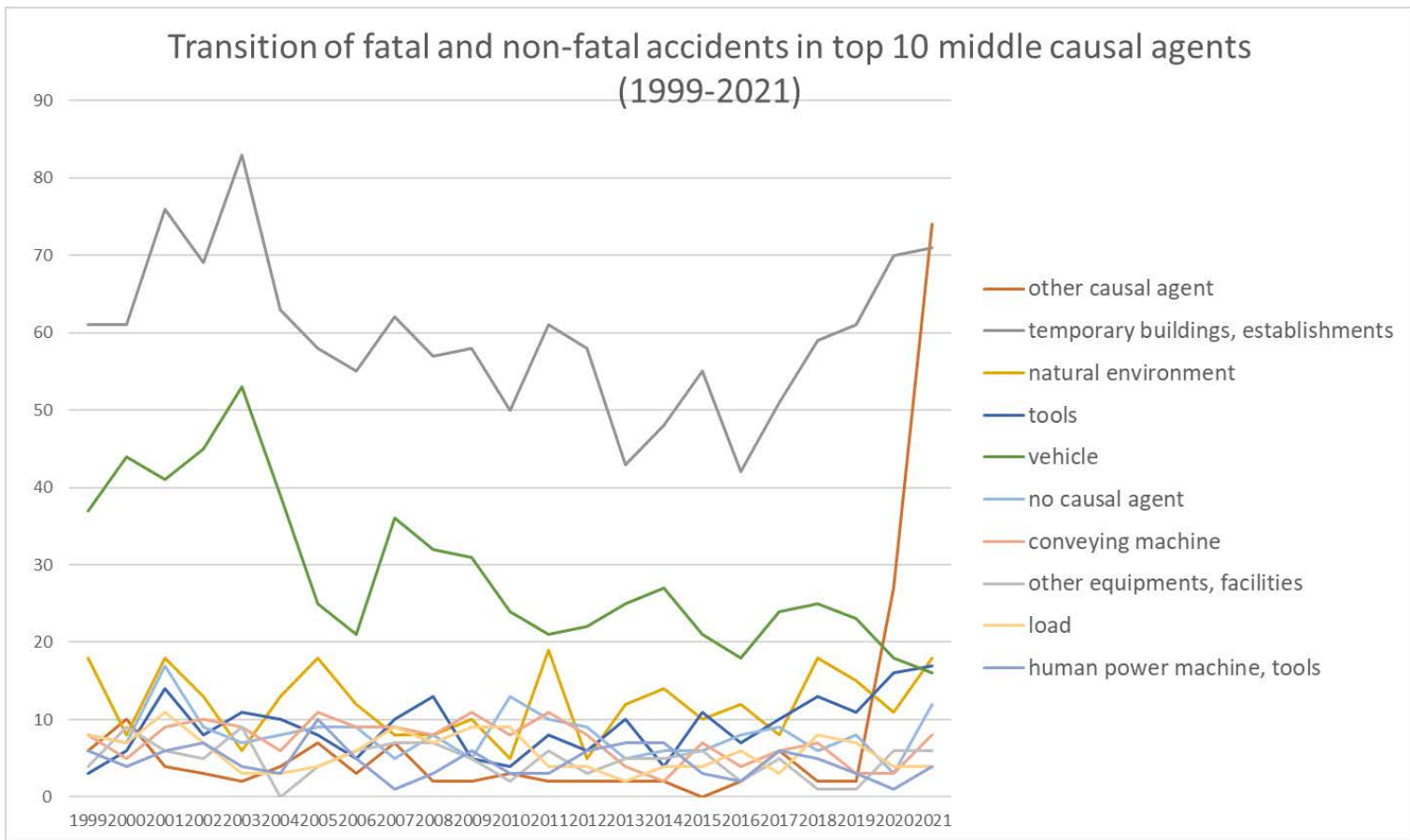


Transition of fatal and non-fatal accidents in each element like as causal agents, type of accidents, etc. in code no. 0116 electric/gas/water service (1999-2021)

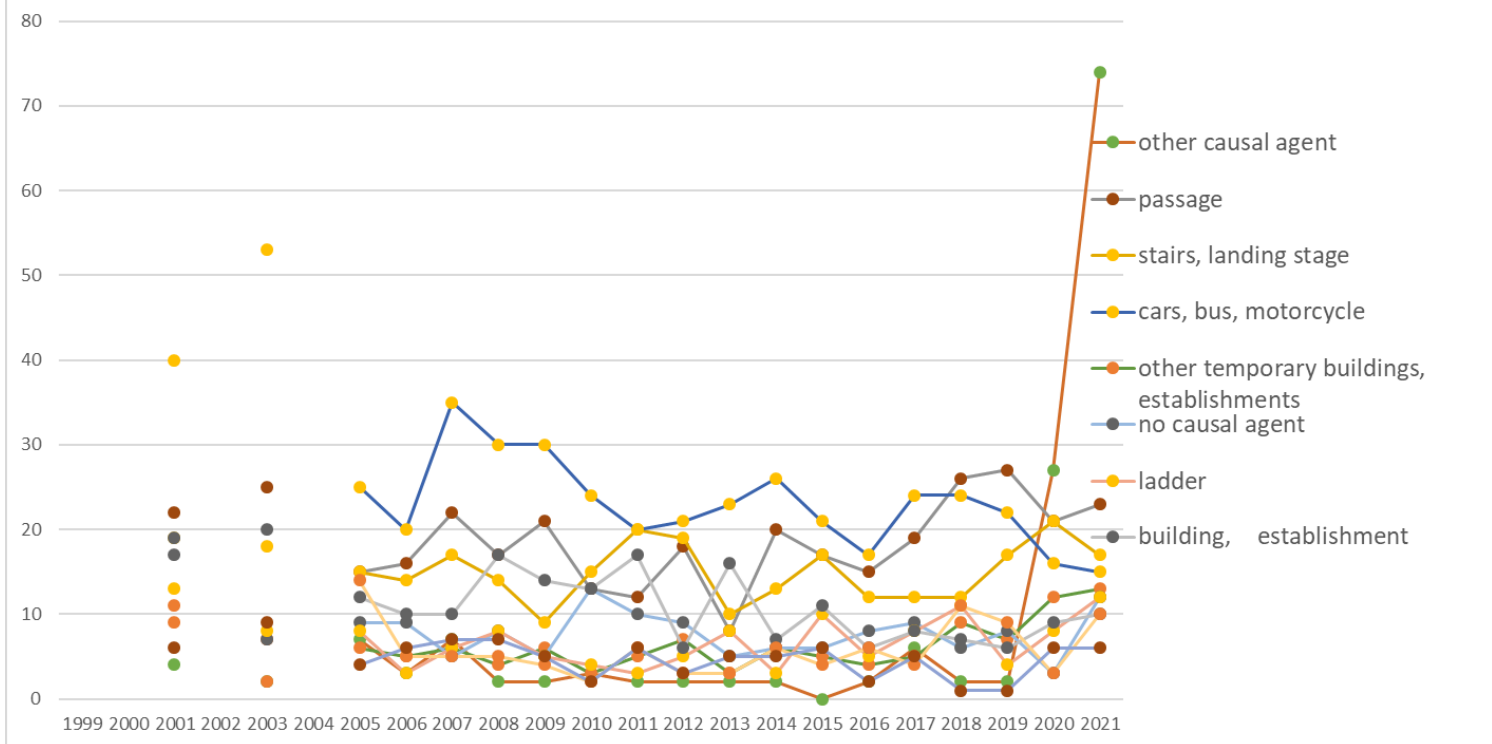


Transition of fatal and non-fatal accidents in large causal agents in code no. 0116 electric/gas/water service (1999-2021)



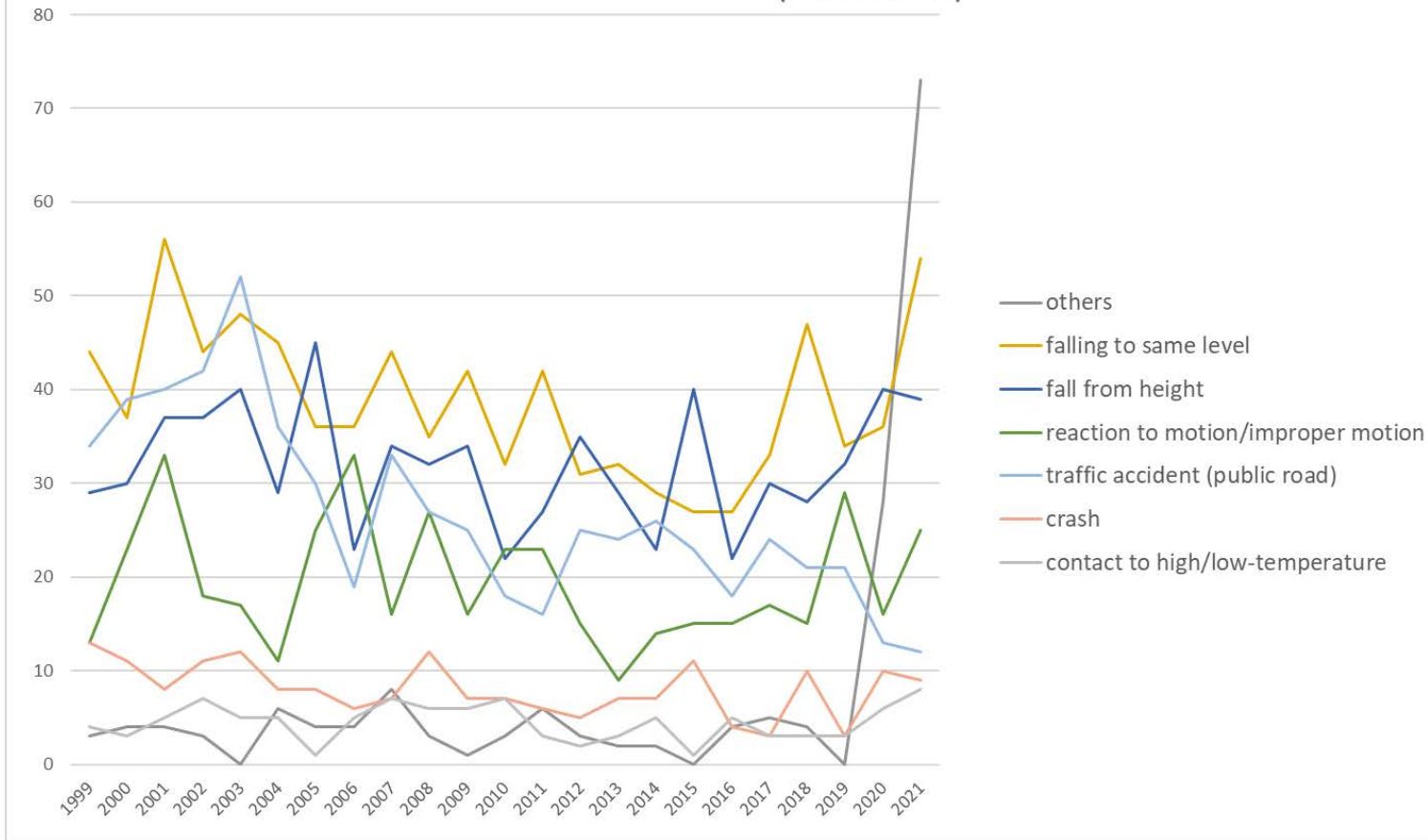
Transition of fatal and non-fatal accidents in middle causal agents in code no. 0116 electric/gas/water service (1999-2021)

Transition of fatal and non-fatal accidents in top 10 small causal agents (1999-2021)



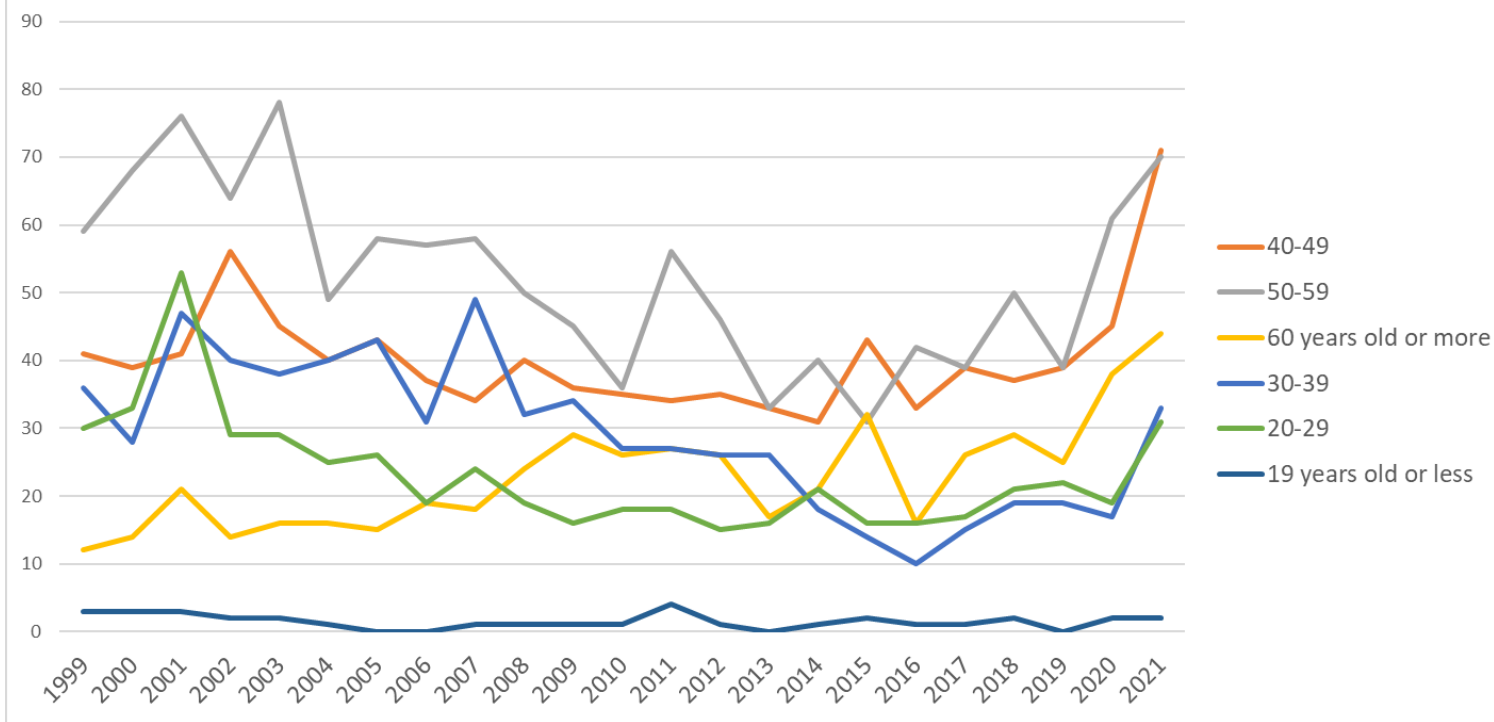
Transition of fatal and non-fatal accidents in small causal agents in code no. 0116 electric/gas/water service (1999-2021)

Transition of fatal and non-fatal accidents in top 7 type of accidents
(1999-2021)



Transition of fatal and non-fatal accidents in type of accidents in code no. 0116 electric/gas/water service (1999-2021)

Transition of fatal and non-fatal accidents in workers ages (1999-2021)



Transition of fatal and non-fatal accidents in workers ages in code no. 0116 electric/gas/water service (1999-2021)

25	Shiga	3	3			2		4	2	1			1	1			1				2	1	2	24	Shiga		
10	Gunma	1	1	5		1		1	3	4	1	3	2	4	3	2	1	2	2	2	1		1	1	41	Gunma	
37	Kagawa		2	3				2	3	2	3	1	2	2	3	4	2	4		3	1	2	1	1	41	Kagawa	
44	Oita		1	2		2		2	1				5	5	4		1	4			3	3	2	1	36	Oita	
6	Yamagata	6	3	2		1		2	1		1	1	1	2	1	1		1		1	2		2	1	29	Yamagata	
3	Iwate			3		2			4	2		2	2	2	2				2	1	3	1		1	27	Iwate	
41	Saga	1	1	2		1		2		2		1	1	1	1	5	1	1		2		1	1	1	25	Saga	
39	Kochi	2	1	1		2		4		1	1				2	1	1	2	2		1	2		1	24	Kochi	
5	Akita			3				2		1	1	1	1	2	1		1	2	2	2	1			1	21	Akita	
19	Yamanashi			1		3		1	1	1		1								1	1	1		1	12	Yamanashi	
36	Tokushima		1					2			1		1						1	2			1	2	1	12	Tokushima
31	Tottori		2	1		1			1	1				1			1	1		1				1	11	Tottori	
24	Mie	2	2	1		7		1	3	2	2	3	3	1	3	3	2	3	3	4	2	1	3		51	Mie	
18	Fukui	2	1	3		1		2	1			3		3	1		4		3		3	1			28	Fukui	
32	Shimane			1					2				2	1		1		1	1				1		10	Shimane	
	total	181	185	241		208		185	163	184	166	161	143	166	149	125	132	138	118	137	158	144	182	251	3,517	total	

Data source : <https://anzeninfo.mhlw.go.jp/user/anzen/tok/anst00.htm>

Return to https://www.jisha.or.jp/english/statistics/202211_23.html