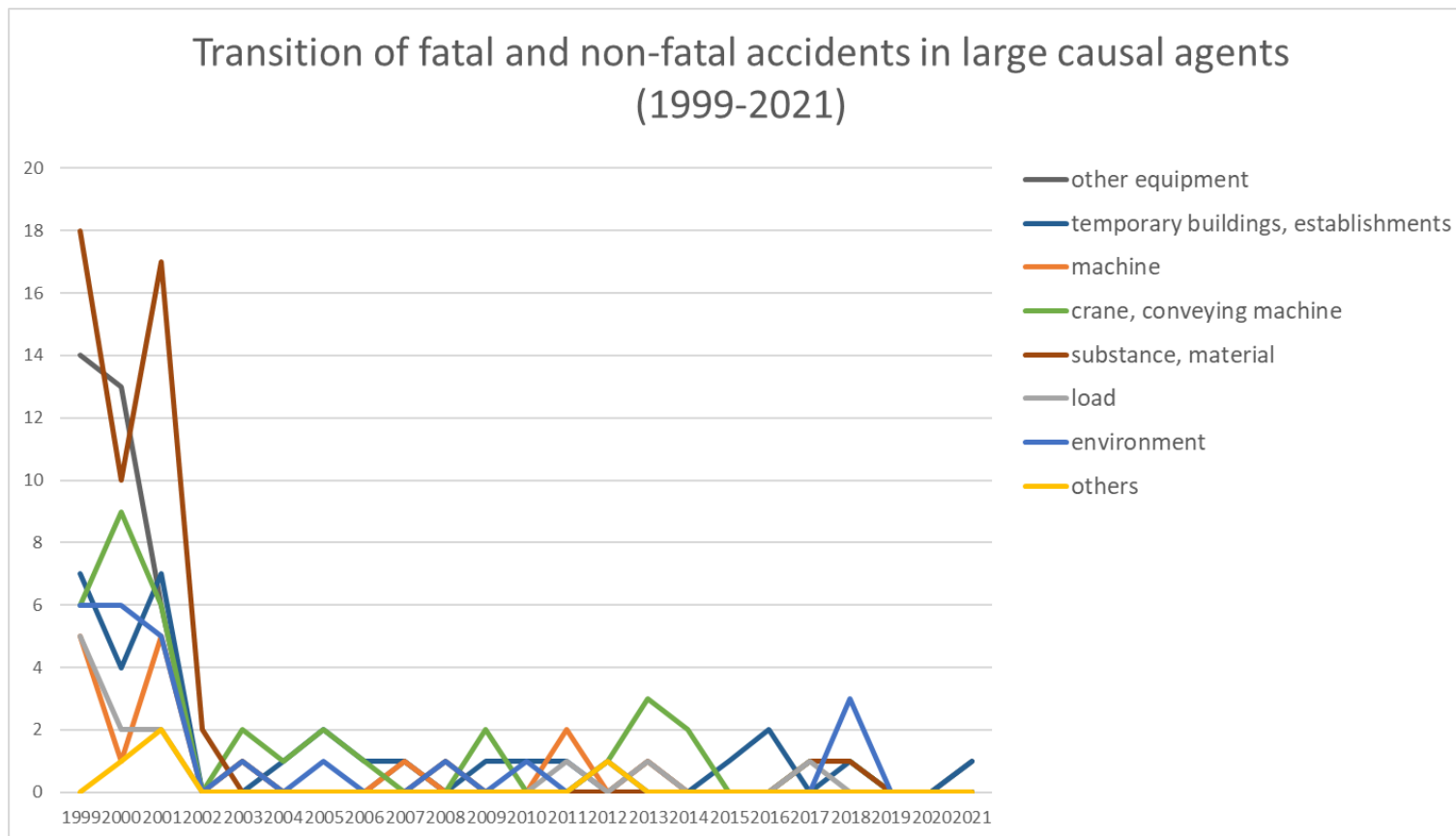
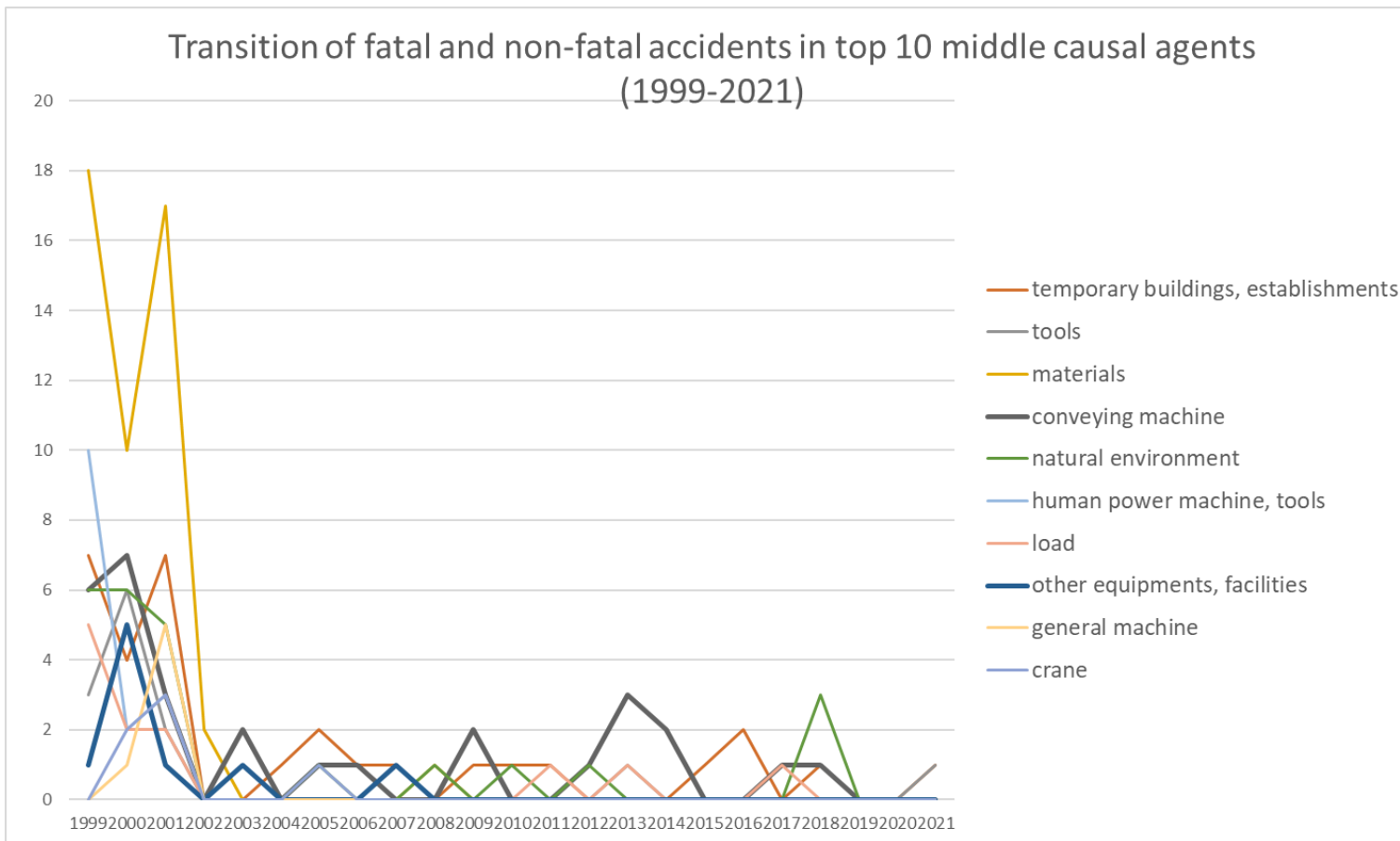


Transition of fatal and non-fatal accidents in each element like as causal agents, type of accidents, etc. in code no. 0201 coal mining (1999-2021)



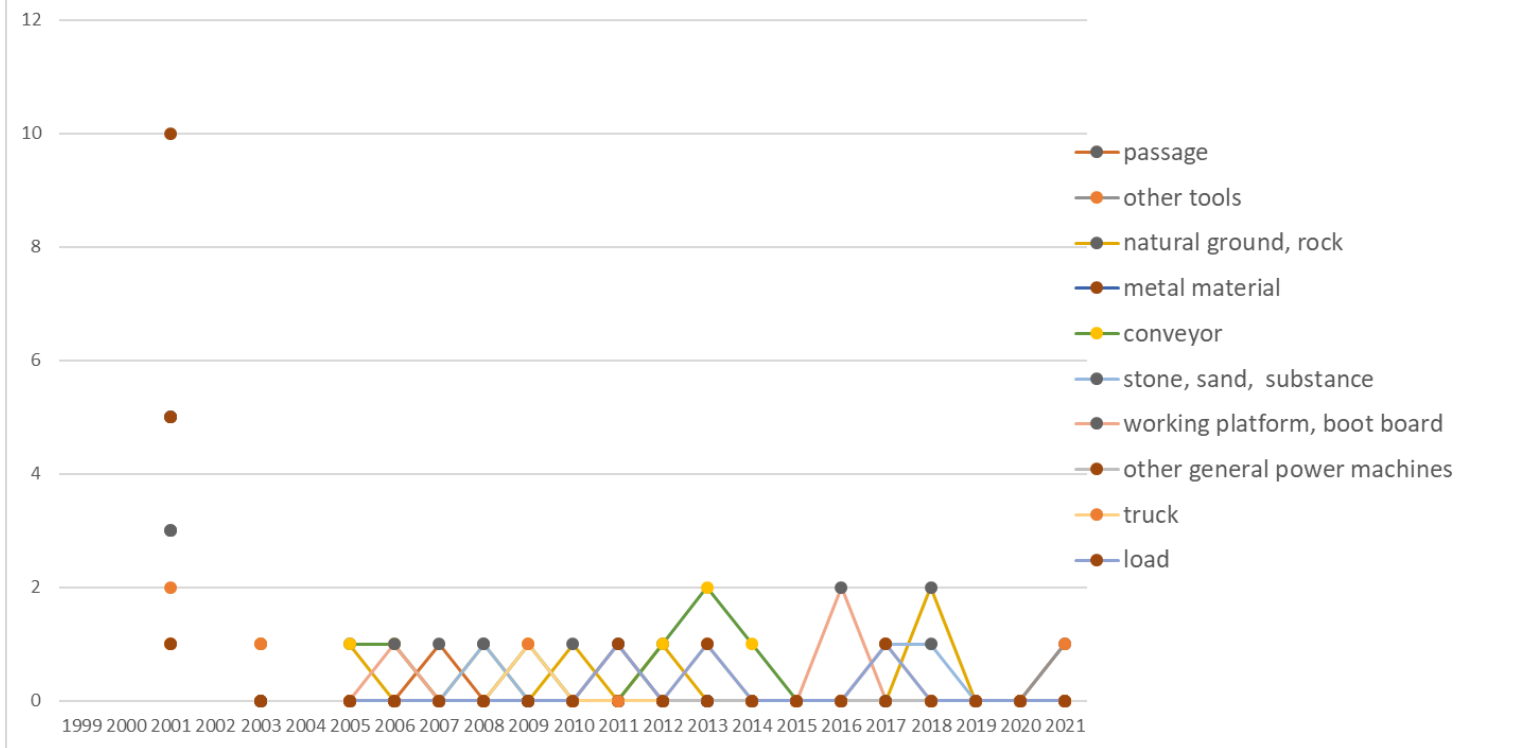
Transition of fatal and non-fatal accidents in large causal agents in code no. 0201 coal mining (1999-2021)

Transition of fatal and non-fatal accidents in top 10 middle causal agents
(1999-2021)



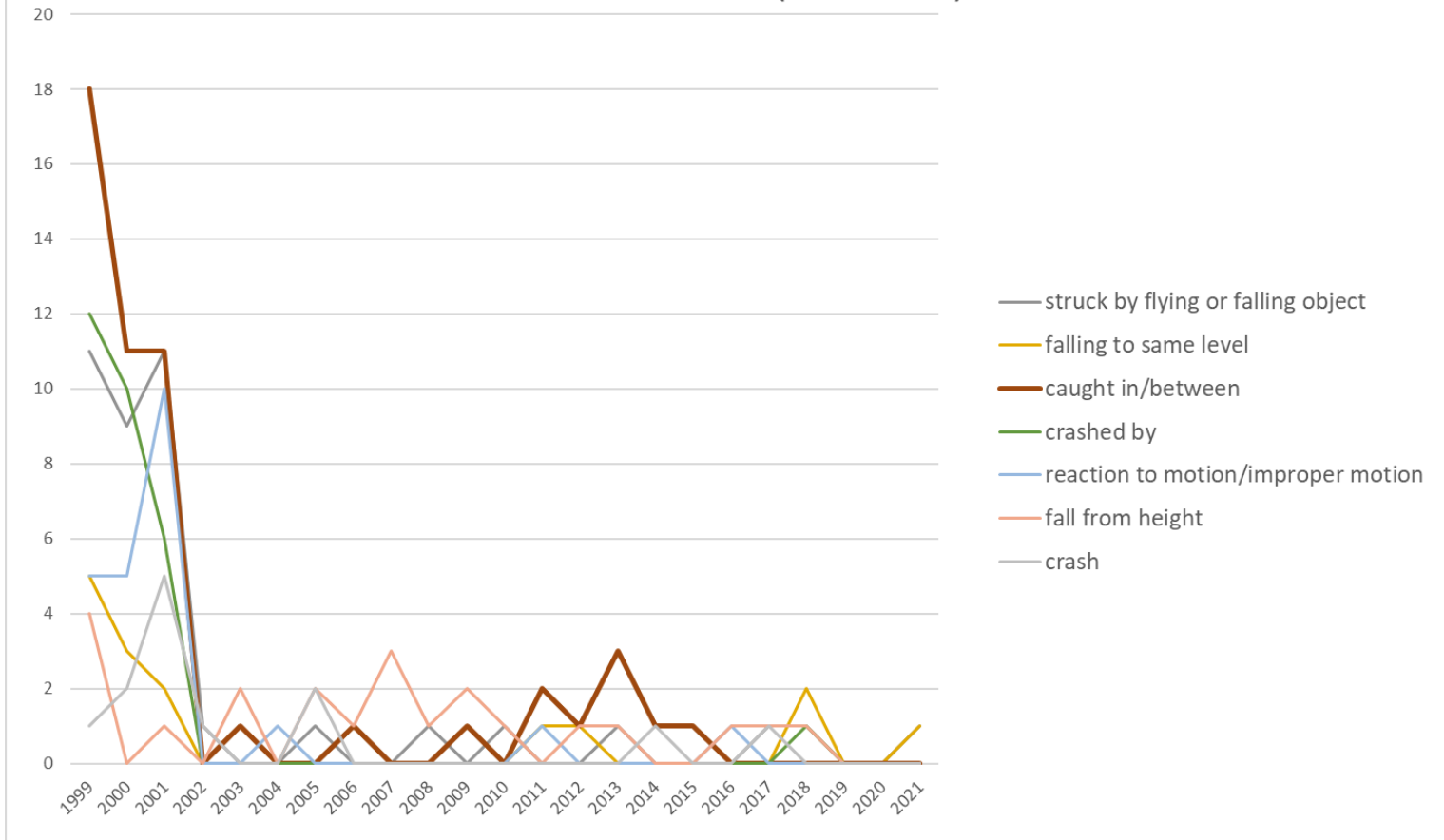
Transition of fatal and non-fatal accidents in middle causal agents in code no. 0201 coal mining (1999-2021)

Transition of fatal and non-fatal accidents in top 10 small causal agents
(1999-2021)



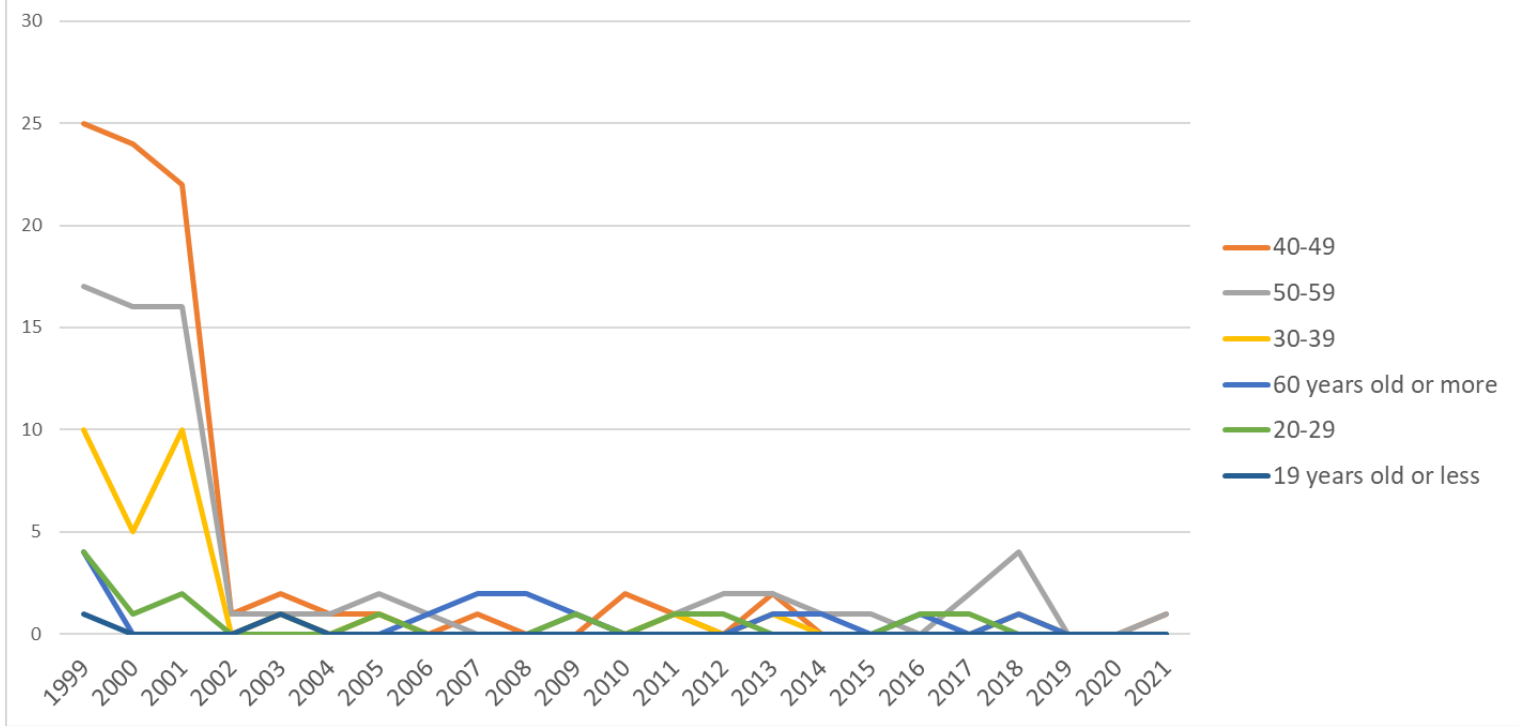
Transition of fatal and non-fatal accidents in small causal agents in code no. 0201 coal mining (1999-2021)

Transition of fatal and non-fatal accidents in top 7 type of accidents
(1999-2021)



Transition of fatal and non-fatal accidents in type of accidents in code no. 0201 coal mining (1999-2021)

Transition of fatal and non-fatal accidents in workers ages (1999-2021)



Transition of fatal and non-fatal accidents in workers ages in code no. 0201 coal mining (1999-2021)

161	centrifugal machine																								centrifugal machine
162	mixer, grinder																								mixer, grinder
163	roll machine (except printingroll machine)																								roll machine (except printingroll machine)
164	injection molding machine																								injection molding machine
165	food manufacturing machine																								food manufacturing machine
166	printing machine																								printing machine
167	industrial robot																								industrial robot
171	felling machine																								felling machine
172	mobile logging machine																								mobile logging machine
173	skyline yarding machine																								skyline yarding machine
179	other mobile silviculture machine																								other mobile silviculture machine
213	derrick crane																								derrick crane
214	elevator, lift																								elevator, lift
215	cargo lifting appliance																								cargo lifting appliance
216	gondola																								gondola
217	lumberyard equipment, logging																								lumberyard equipment, logging

712	standing tree																									standing tree
713	water																									water
714	abnormal environment																									abnormal environment
715	high/cold temperature environment																									high/cold temperature environment
911	other causal agent																									other causal agent
999	unclassifiable																									unclassifiable
	total			50		5		5	2	3	2	3	2	4	3	6	2	1	2	3	6			2	101	total

Transition of fatal and non-fatal accidents in type of accidents in code no. 0201 coal mining (1999-2021)

code	Type of accidents	1999	2000	2001	2002	2003	2004	2005	2006	2007	2008	2009	2010	2011	2012	2013	2014	2015	2016	2017	2018	2019	2020	2021	total	Type of accidents
04	struck by flying or falling object	11	9	11	1			1			1		1			1				1	1			1	39	struck by flying or falling object
02	falling to same level	5	3	2									1	1							2			1	15	falling to same level
07	caught in/between	18	11	11		1			1			1		2	1	3	1	1							51	caught in/between
06	crashed by	12	10	6																	1				29	crashed by
19	reaction to motion/improper motion	5	5	10			1						1						1						23	reaction to motion/improper motion
01	fall from height	4		1		2		2	1	3	1	2	1		1	1			1	1	1				22	fall from height

code	Age	1999	2000	2001	2002	2003	2004	2005	2006	2007	2008	2009	2010	2011	2012	2013	2014	2015	2016	2017	2018	2019	2020	2021	total	Age	
4	40-49	25	24	22	1	2	1	1		1			2	1		2									1	83	40-49
5	50-59	17	16	16	1	1	1	2	1			1		1	2	2	1	1		2	4				1	70	50-59
3	30-39	10	5	10		1		1						1		1										30	30-39
6	60 years old or more	4							1	2	2	1				1	1		1		1					14	60 years old or more
2	20-29	4	1	2				1				1		1	1				1	1						13	20-29
1	19 years old or less	1				1																				2	19 years old or less
	total	61	46	50	2	5	2	5	2	3	2	3	2	4	3	6	2	1	2	3	6			2	212	total	

Transition of fatal and non-fatal accidents in workers scales in code no. 0201 coal mining (1999-2021)

code	Workers scale	1999	2000	2001	2002	2003	2004	2005	2006	2007	2008	2009	2010	2011	2012	2013	2014	2015	2016	2017	2018	2019	2020	2021	total	Workers scale	
5	100-299	13	8	7																	3				1	32	100-299
4	50-99	11	8	4		1		1				1	1			1				1					1	30	50-99
6	300 workers or more	23	22	31			1	2					1				1									81	300 workers or more
2	10-29	11	4	4	1	1				2	2			2	1	2	1			2	2					35	10-29
1	9 workers or less	1		3	1	3		2	1			2		1		1		1	1							17	9 workers or less
3	30-49	2	4	1			1		1	1				1	2	2			1		1					17	30-49
	total	61	46	50	2	5	2	5	2	3	2	3	2	4	3	6	2	1	2	3	6			2	212	total	

Transition of fatal and non-fatal accidents in months in code no. 0201 coal mining (1999-2021)

code	Month	1999	2000	2001	2002	2003	2004	2005	2006	2007	2008	2009	2010	2011	2012	2013	2014	2015	2016	2017	2018	2019	2020	2021	total	Month
2	February	7	8	5							1				1	1								1	24	February

3	March	2	2	5									1										1	11	March	
4	April	6	4	6				1				1				1				1	2			22	April	
5	May	7	2	5	1	1					1		1		1					1				20	May	
6	June	4	4	7		1	1			1					1					1				20	June	
10	October	7	4	4				1					1			1							1	19	October	
11	November	5	5	6						1						1							1	19	November	
7	July	6	4	1	1	2				1	1		1							1				18	July	
1	January	5	5	4				1					1											16	January	
8	August	4	3	2			1	1						1	1		1		1				1	16	August	
9	September	5	1	5		1				1				1		1	1							16	September	
12	December	3	4					1						1									1	1	11	December
	total	61	46	50	2	5	2	5	2	3	2	3	2	4	3	6	2	1	2	3	6			2	212	total

Transition of fatal and non-fatal accidents in prefectures in code no. 0201 coal mining (1999-2021)

code	Prefecture	1999	2000	2001	2002	2003	2004	2005	2006	2007	2008	2009	2010	2011	2012	2013	2014	2015	2016	2017	2018	2019	2020	2021	total	Prefecture
1	Hokkaido	4	4	4		1		3	1	1	2	2	1	1	1	2	2		1	1	3			1	35	Hokkaido
12	Chiba					1								1										1	3	Chiba
42	Nagasaki	51	41	43						1															136	Nagasaki
9	Tochigi	2	1	3		1				1		1				1									10	Tochigi
24	Mie	1						1					1	2	1	2									8	Mie
36	Tokushima	3																							3	Tokushima
23	Aichi					1															1				2	Aichi
27	Osaka																	1				1			2	Osaka

