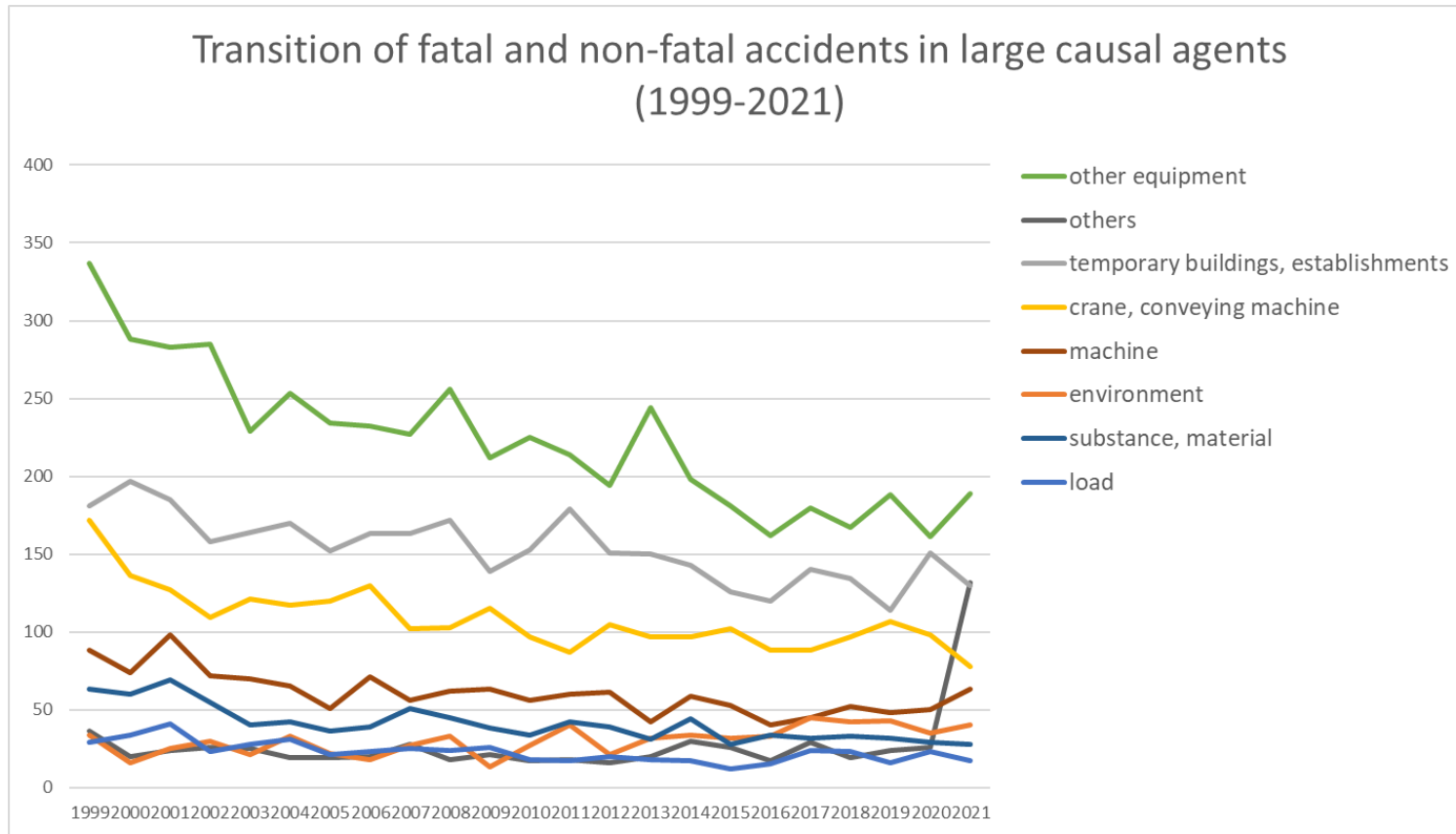
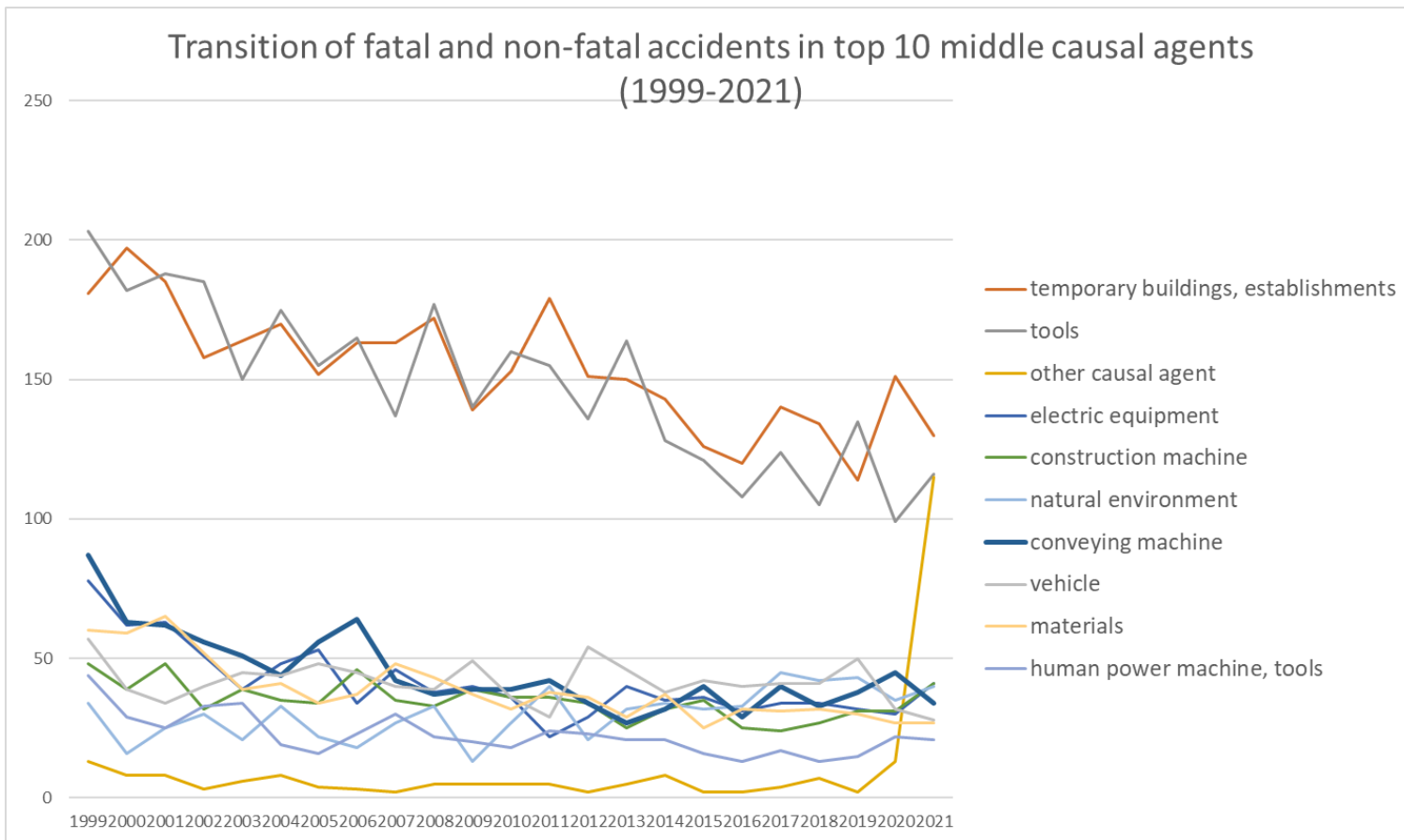


Transition of fatal and non-fatal accidents in each element like as causal agents, type of accidents, etc. in code no. 030301 electricity/telecommunication work (1999-2021)

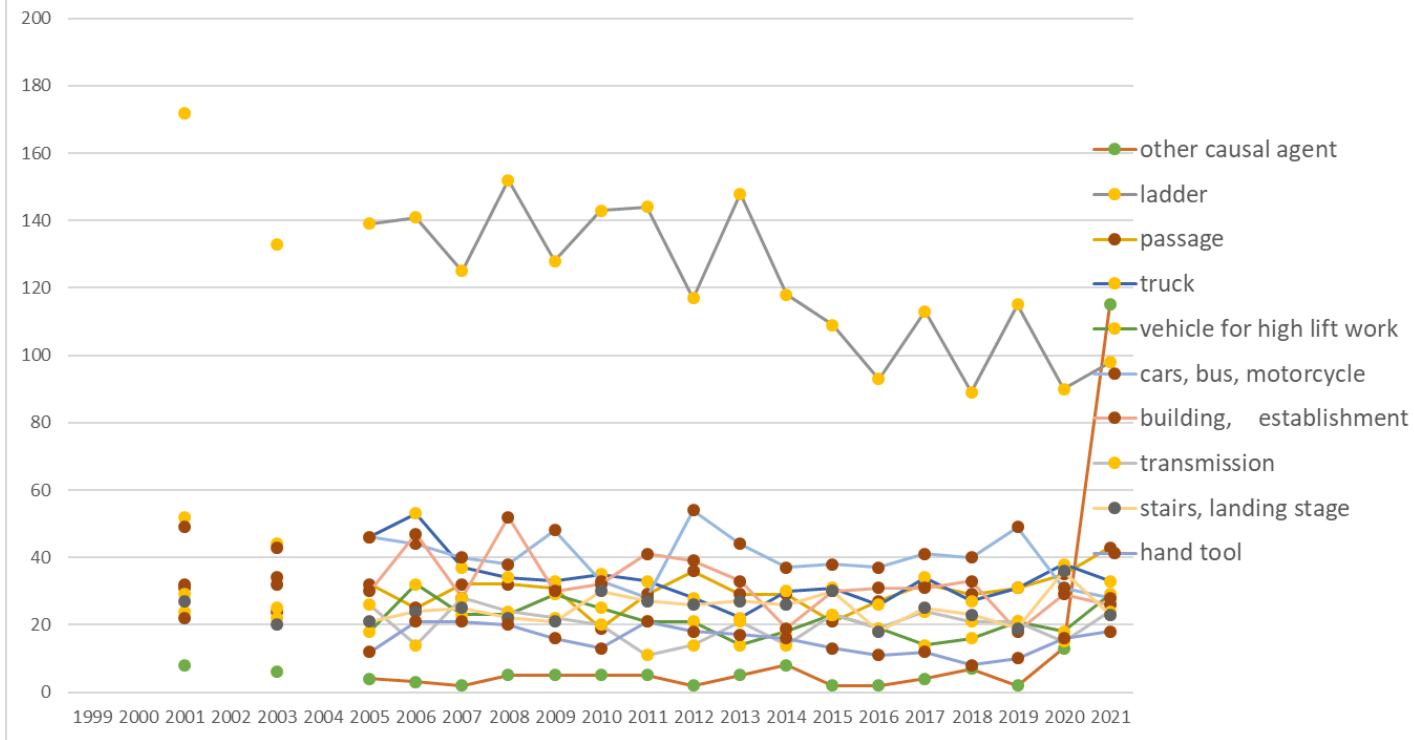


Transition of fatal and non-fatal accidents in large causal agents in code no. 030301 electricity/telecommunication work (1999-2021)



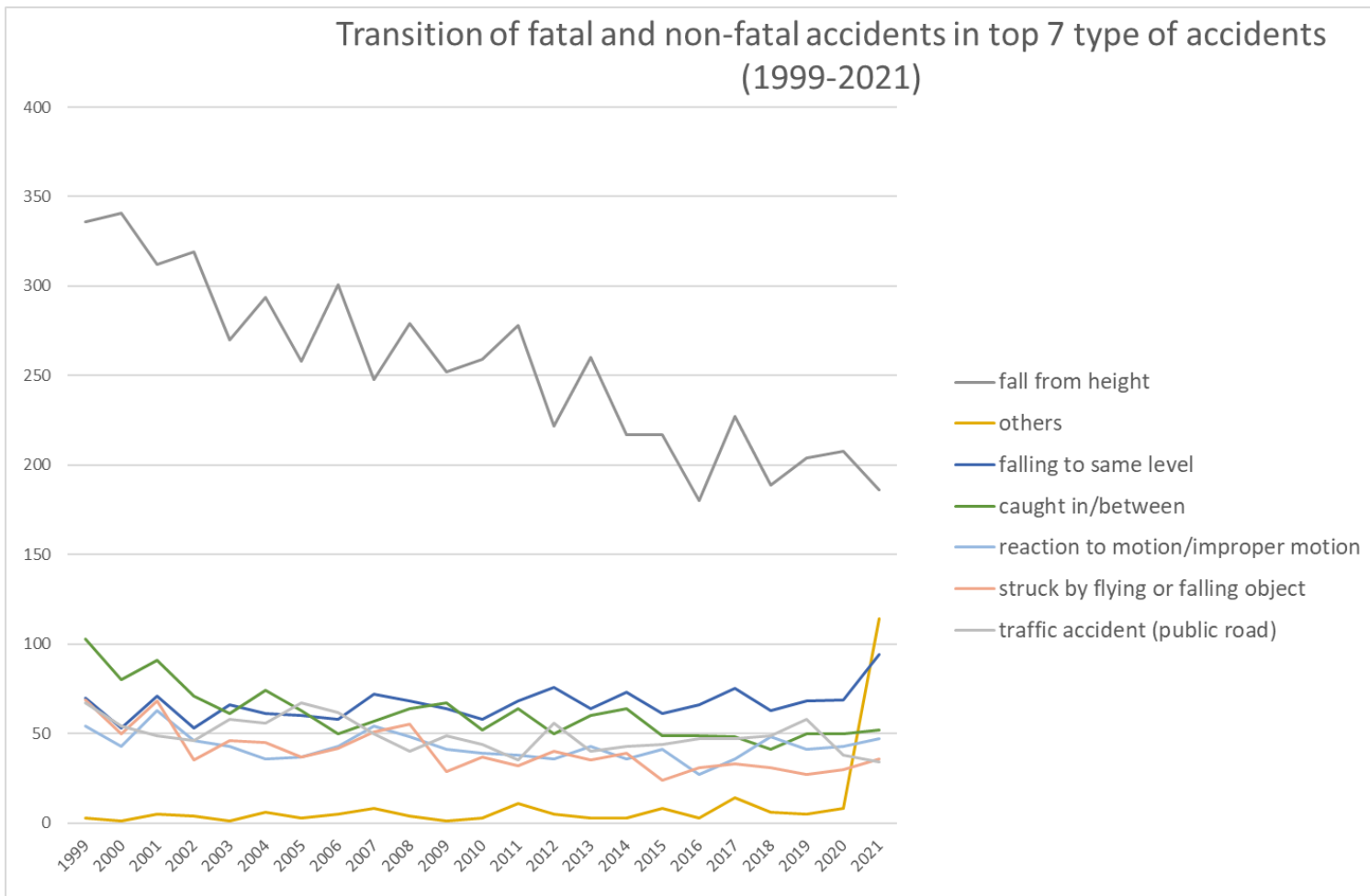
Transition of fatal and non-fatal accidents in middle causal agents in code no. 030301 electricity/telecommunication work (1999-2021)

### Transition of fatal and non-fatal accidents in top 10 small causal agents (1999-2021)



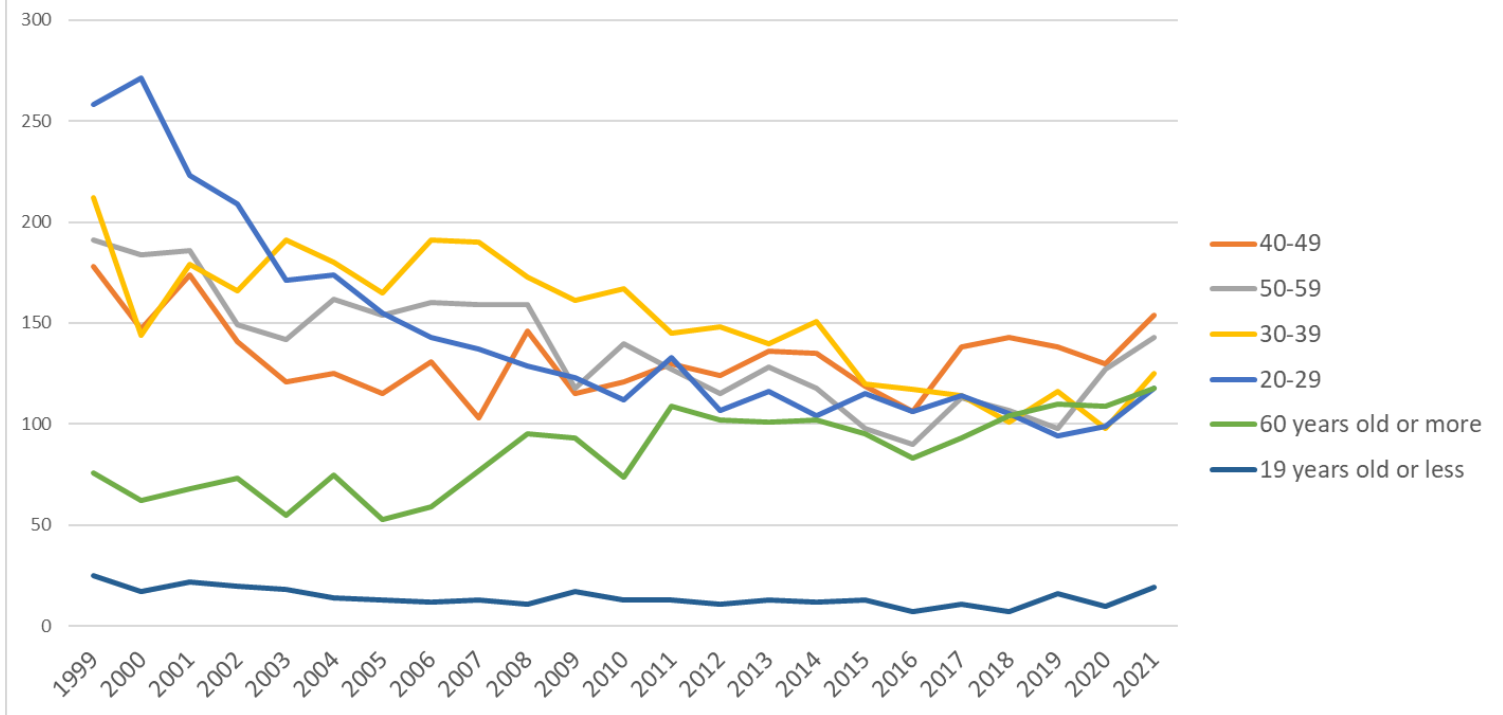
Transition of fatal and non-fatal accidents in small causal agents in code no. 030301 electricity/telecommunication work (1999-2021)

Transition of fatal and non-fatal accidents in top 7 type of accidents  
(1999-2021)



Transition of fatal and non-fatal accidents in type of accidents in code no. 030301 electricity/telecommunication work (1999-2021)

Transition of fatal and non-fatal accidents in workers ages (1999-2021)



Transition of fatal and non-fatal accidents in workers ages in code no. 030301 electricity/telecommunication work (1999-2021)





































4	Miyagi	24	18	10		8		14	14	10	10	12	13	25	14	8	11	8	16	10	7	12	7	17	268	Miyagi
44	Oita	21	19	15		15		14	12	11	19	16	5	6	12	11	13	9	7	12	11	9	10	17	264	Oita
22	Shizuoka	30	22	30		40		24	21	22	24	23	26	14	18	18	23	10	16	8	13	18	18	15	433	Shizuoka
7	Fukushima	16	17	15		5		15	13	11	11	11	15	16	12	13	10	7	11	11	15	14	11	14	263	Fukushima
10	Gunma	19	17	13		9		15	14	20	15	14	19	10	13	13	17	12	5	6	16	9	14	13	283	Gunma
21	Gifu	17	14	10		14		13	11	12	13	9	16	6	12	12	10	12	13	13	11	14	7	12	251	Gifu
34	Hiroshima	22	13	12		18		16	17	25	11	17	14	19	11	18	17	13	13	22	11	12	11	11	323	Hiroshima
45	Miyazaki	5	6	14		7		8	7	2	6	7	9	10	6	8	16	12	2	7	10	10	15	11	178	Miyazaki
37	Kagawa	15	4	4		9		11	2	7	4	1	2	2	4	7	6	3	2	12	4	3	3	11	116	Kagawa
33	Okayama	12	9	5		12		9	9	7	12	10	8	12	18	9	13	11	13	10	10	13	12	10	224	Okayama
46	Kagoshima	12	7	15		4		8	10	10	10	9	7	13	7	19	14	13	9	21	9	9	16	9	231	Kagoshima
16	Toyama	13	6	18		12		14	8	5	10	9	5	15	4	10	4	9	5	3	11	6	4	9	180	Toyama
42	Nagasaki	17	9	15		7		4	10	7	3	5	3	11	7	11	8	7	7	8	5	9	11	9	173	Nagasaki
35	Yamaguchi	9	10	9		10		7	9	7	11	6	9	9	9	3	3	6	6	11	7	8	8	9	166	Yamaguchi
29	Nara	11	14	6		10		4	8	6	7	10	11	12	8	1	11	3	3	3	4	4	11	9	156	Nara
5	Akita	4	11	8		9		5	7	5	2	6	8	8	10	6	7	2	9	16	8	6	5	9	151	Akita
39	Kochi	4	2	8		5		6	3	4	5	5	7	6	6	7	9	2	8	4	8	3	2	9	113	Kochi
8	Ibaraki	22	26	28		22		20	24	21	10	14	15	15	15	11	12	8	11	15	16	11	11	8	335	Ibaraki
26	Kyoto	20	23	31		17		14	15	12	22	12	14	9	12	14	12	10	11	13	8	12	13	8	302	Kyoto
2	Aomori	6	8	12		5		6	8	4	9	11	5	6	14	8	5	7	7	3	7	4	5	8	148	Aomori
18	Fukui	7	5	6		4		5	2	5	12	3	6	9	6	3	12	9	5	9	5	8	6	8	135	Fukui
47	Okinawa	2	9	4		5		11	4	8	9	8	10	7	5	6	7	6	3	6	8	3	2	8	131	Okinawa
43	Kumamoto	15	11	10		5		10	8	6	9	13	5	5	9	8	8	8	5	8	10	10	8	7	178	Kumamoto
3	Iwate	8	12	9		7		5	6	5	9	6	4	16	8	8	15	4	5	12	7	8	8	7	169	Iwate

6	Yamagata	13	9	7		3		8	7	6	6	8	6	5	11	8	5	12	5	5	7	5	7	7	150	Yamagata
38	Ehime	8	9	11		7		3	14	10	7	3	5	10	7	10	8	10	3	10	9	11	12	6	173	Ehime
25	Shiga	7	9	6		5		4	6	10	4	4	8	8	4	9	5	5	4	8	8	9	8	6	137	Shiga
32	Shimane	4	4	7		2		3	1	5	8	9	7	2	3	4	7	3	2	4	5	2	2	6	90	Shimane
24	Mie	14	17	20		16		11	11	12	14	18	8	11	6	10	11	12	14	11	13	17	15	5	266	Mie
17	Ishikawa	6	10	8		6		10	6	9	7	5	7	11	10	11	11	7	5	9	13	5	4	5	165	Ishikawa
36	Tokushima	4	4	5		2		3	2	3	3	4	3	5	2	4	9	8	5	4	7	4	9	5	95	Tokushima
9	Tochigi	20	12	17		14		9	11	13	12	11	11	10	15	10	7	14	15	17	11	13	9	4	255	Tochigi
30	Wakayama	11	10	5		7		7	7	6	13	6	7	9	3	5	4	3	3	3	4	7	4	3	127	Wakayama
41	Saga	3	9	9		3		3	5	3	2	3	5	6	6	8	6	13	4	11	4	2	6	3	114	Saga
19	Yamanashi	11	8	17		7		5	5	7	11	2	5	2	3	6	3	5	1	3	2	3	4	2	112	Yamanashi
31	Tottori	4	3	4		4		5	2	3	1	3	1	5		1	2	3	1	3	3	3	3		54	Tottori
	total	940	825	852		698		655	696	679	713	627	627	657	607	634	622	560	509	583	567	572	573	677	13,873	total

Data source : <https://anzeninfo.mhlw.go.jp/user/anzen/tok/anst00.htm>

Return to [https://www.jisha.or.jp/english/statistics/202211\\_23.html](https://www.jisha.or.jp/english/statistics/202211_23.html)