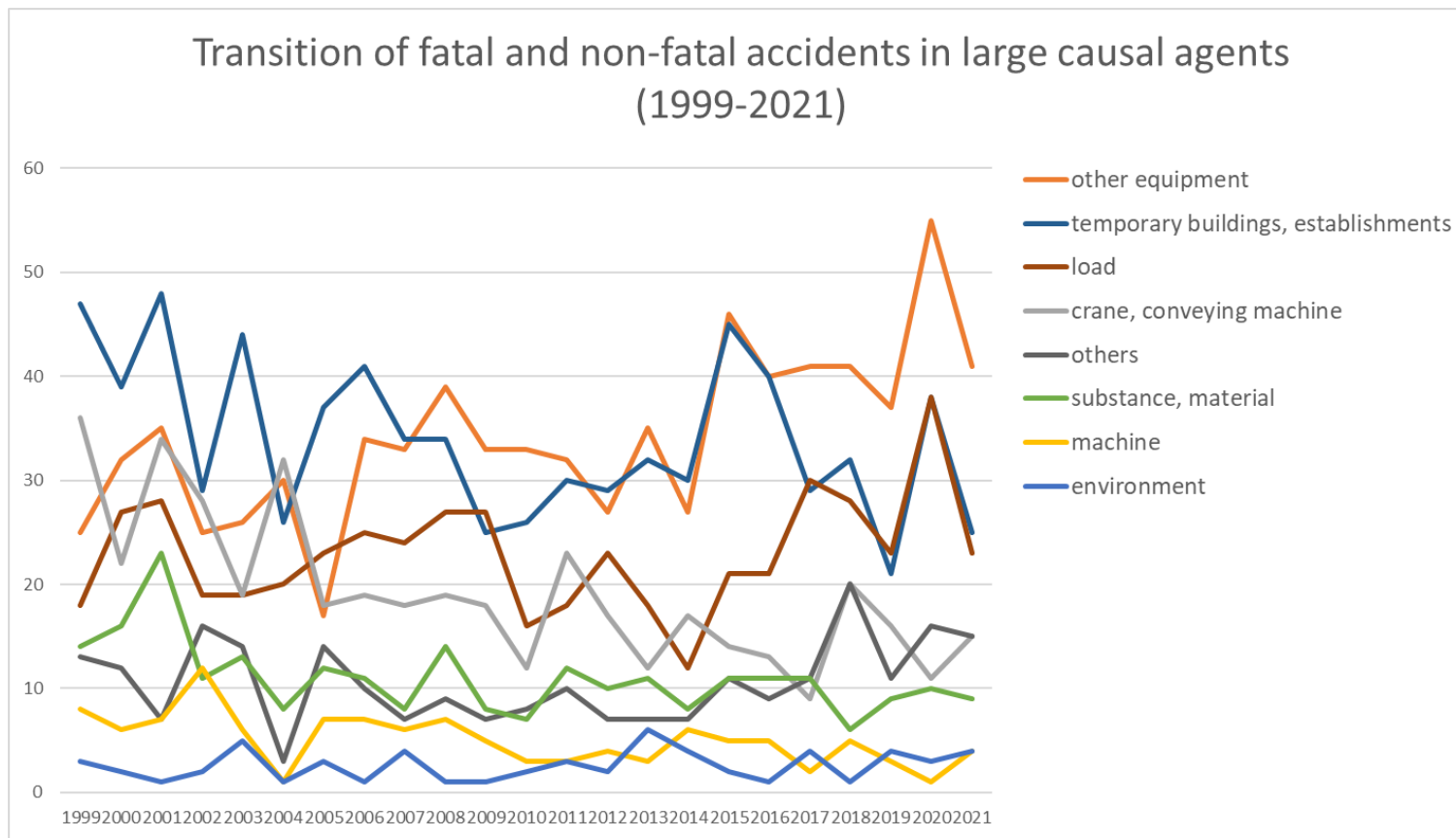
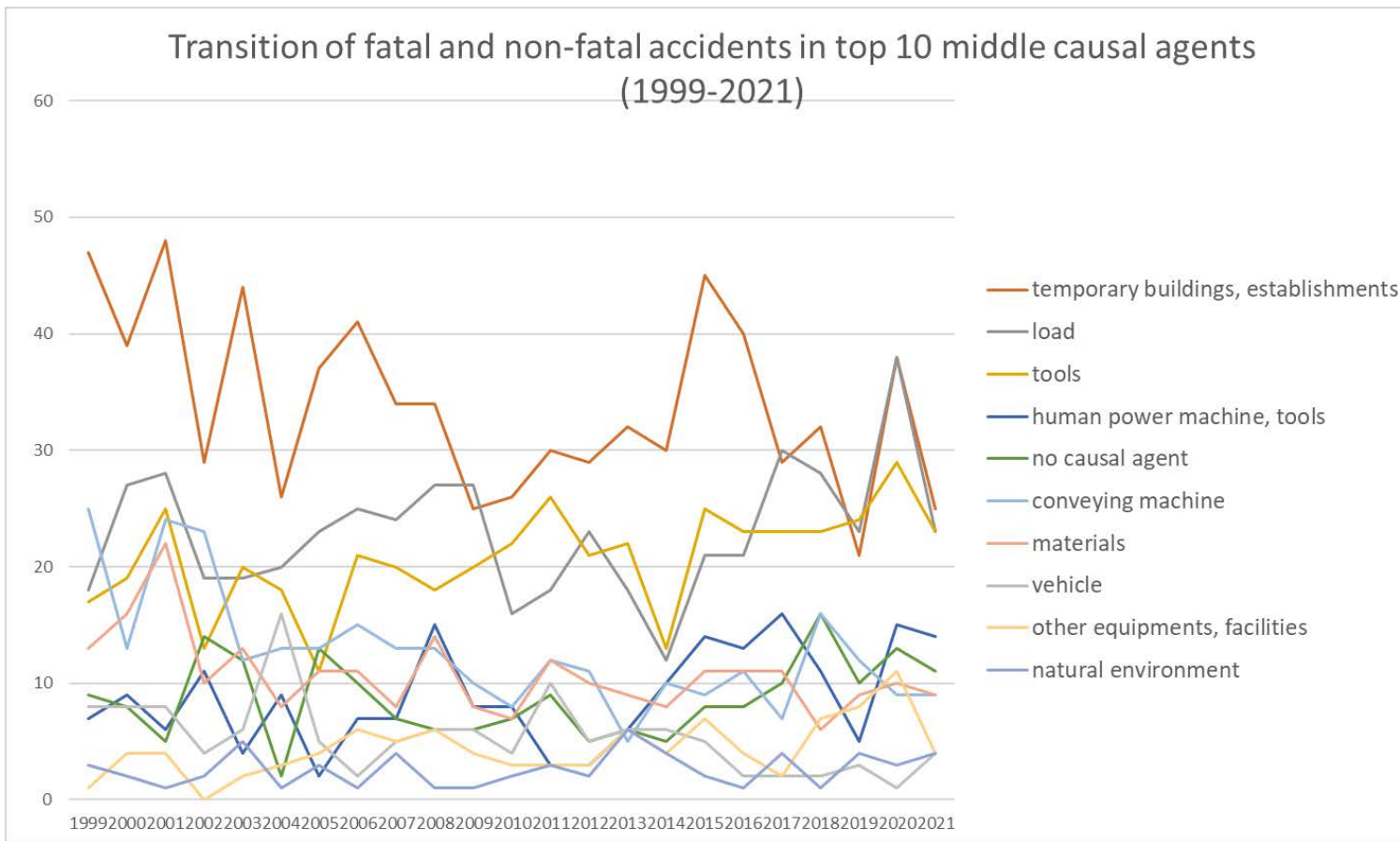


Transition of fatal and non-fatal accidents in each element like as causal agents, type of accidents, etc. in code no. 080203 furniture/fittings retail (1999-2021)



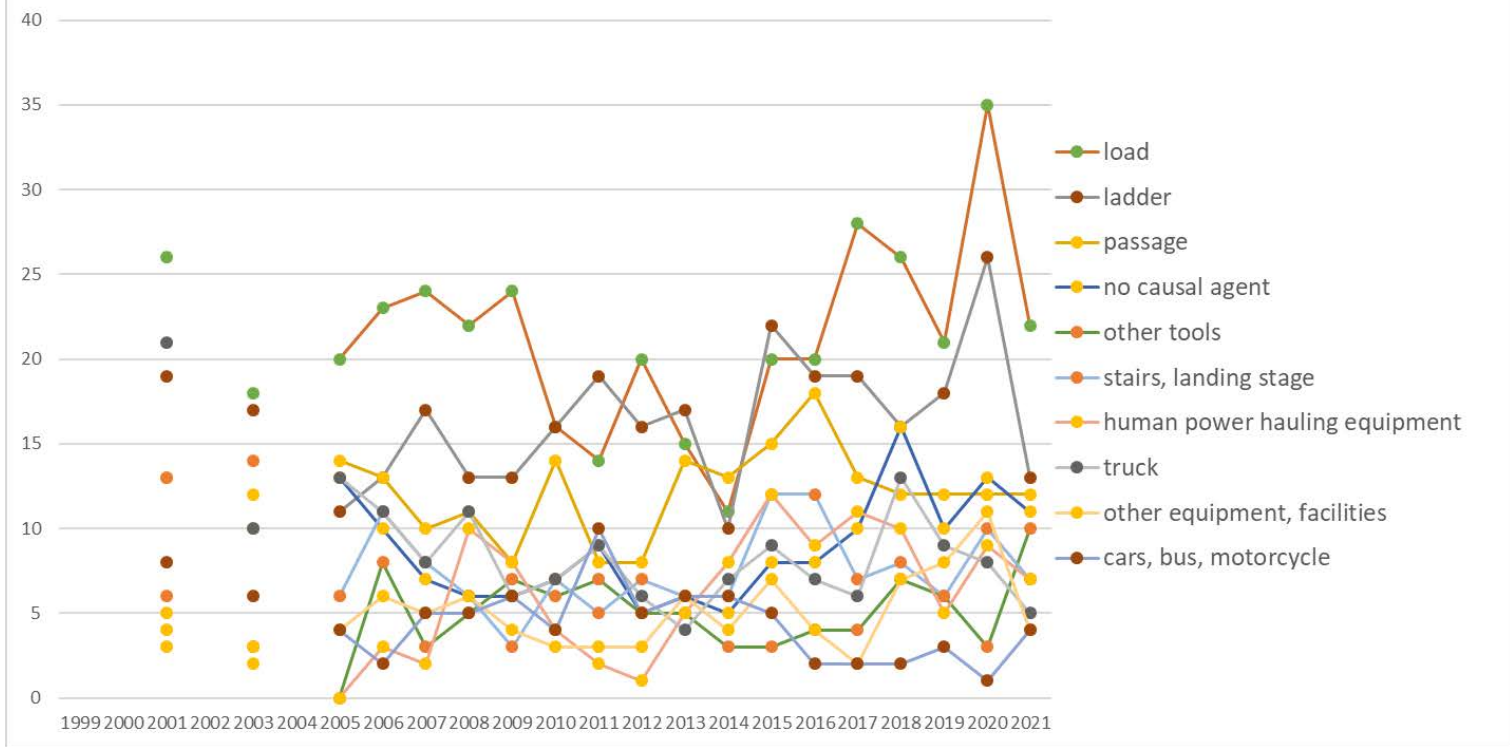
Transition of fatal and non-fatal accidents in large causal agents in code no. 080203 furniture/fittings retail (1999-2021)

Transition of fatal and non-fatal accidents in top 10 middle causal agents (1999-2021)



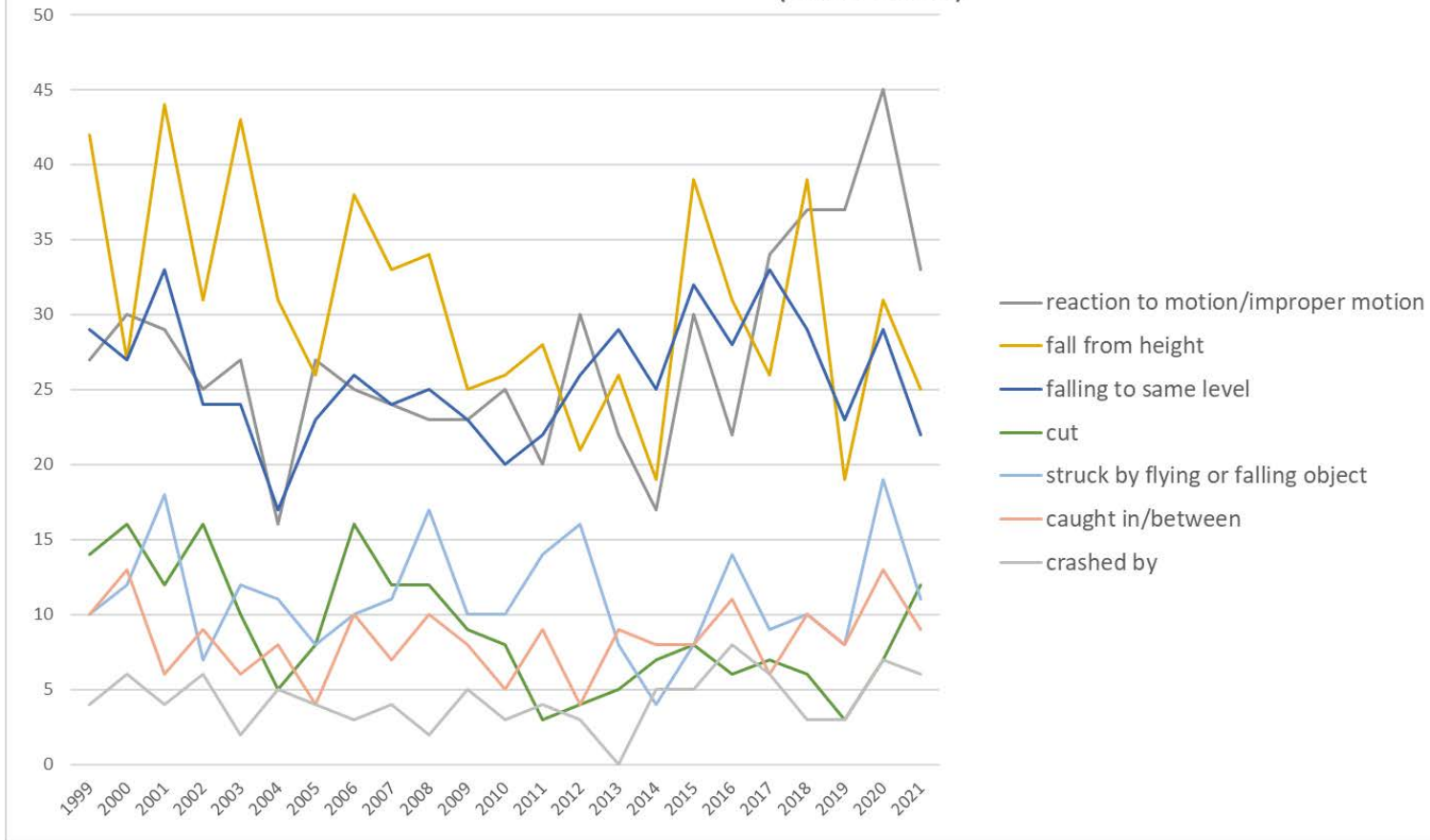
Transition of fatal and non-fatal accidents in middle causal agents in code no. 080203 furniture/fittings retail (1999-2021)

Transition of fatal and non-fatal accidents in top 10 small causal agents (1999-2021)



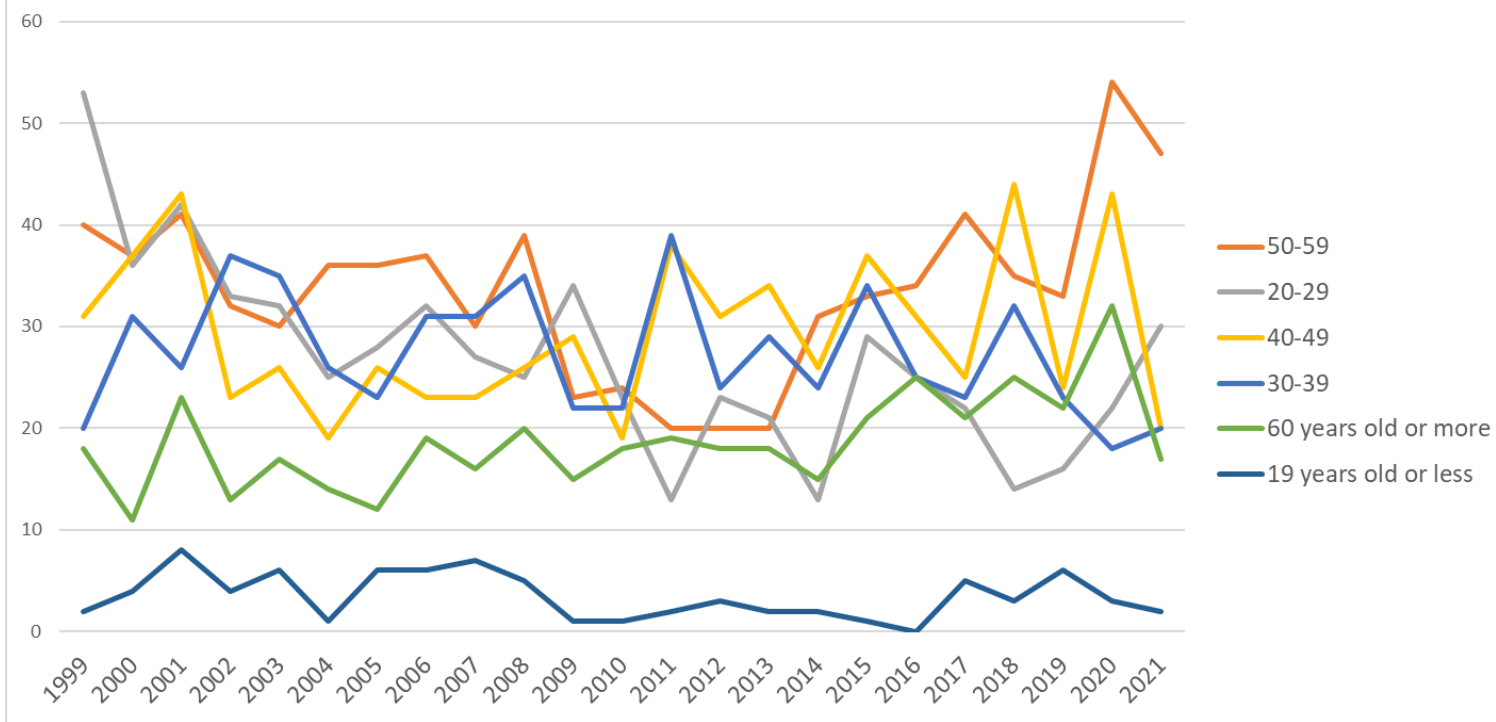
Transition of fatal and non-fatal accidents in small causal agents in code no. 080203 furniture/fitings retail (1999-2021)

Transition of fatal and non-fatal accidents in top 7 type of accidents
(1999-2021)



Transition of fatal and non-fatal accidents in type of accidents in code no. 080203 furniture/fitings retail (1999-2021)

Transition of fatal and non-fatal accidents in workers ages (1999-2021)



Transition of fatal and non-fatal accidents in workers ages in code no. 080203 furniture/fittings retail (1999-2021)

42	Nagasaki	4	2	2		4			1	2	2	1		2	3	3	1			3	2	5	2			39	Nagasaki
15	Niigata	1	1	5				2	3		2	3	4	2	1	3	2	1	1	2	1		2			36	Niigata
3	Iwate		2	4		1		2		1	2	1	1	2		3	1	5	1	1	1	1			29	Iwate	
35	Yamaguchi	3	3	2		1				1		3	1	1	2	2		2	2	1		1	2		27	Yamaguchi	
45	Miyazaki	2	4	3		4		1	1	1	1	1	1	1	1					2	3	1			27	Miyazaki	
9	Tochigi	1	1	1		1		2	1	1	3		1	2	1	1	1			1	4	2	2		26	Tochigi	
41	Saga		1	1		1		3	2	1		2	1		1	1	3	2		2	2	1	2		26	Saga	
46	Kagoshima	1				2		1	1					1	4		2	4	2	2	2	1	2		25	Kagoshima	
29	Nara	1				2		2	2	1	2	2	2	2			1	1		1		1	2		22	Nara	
39	Kochi	2	1	2		1		2	1	3	1		1	1	4		1		2						22	Kochi	
36	Tokushima	3	1	4					1	1	2		2			1	3			1	1	1			21	Tokushima	
38	Ehime		1			2		3	1	1				2	1		2		1	2	3	1			20	Ehime	
6	Yamagata	1	3	1				2					1		1	3	1	1	1			1			16	Yamagata	
31	Tottori	1		3				1	1		1				1	1		1			1		3		14	Tottori	
	total	164	156	183		146		131	148	134	150	124	107	131	119	124	111	155	140	137	153	124	172	136	2,945	total	

Data source : <https://anzeninfo.mhlw.go.jp/user/anzen/tok/anst00.htm>

Return to https://www.jisha.or.jp/english/statistics/202211_23.html