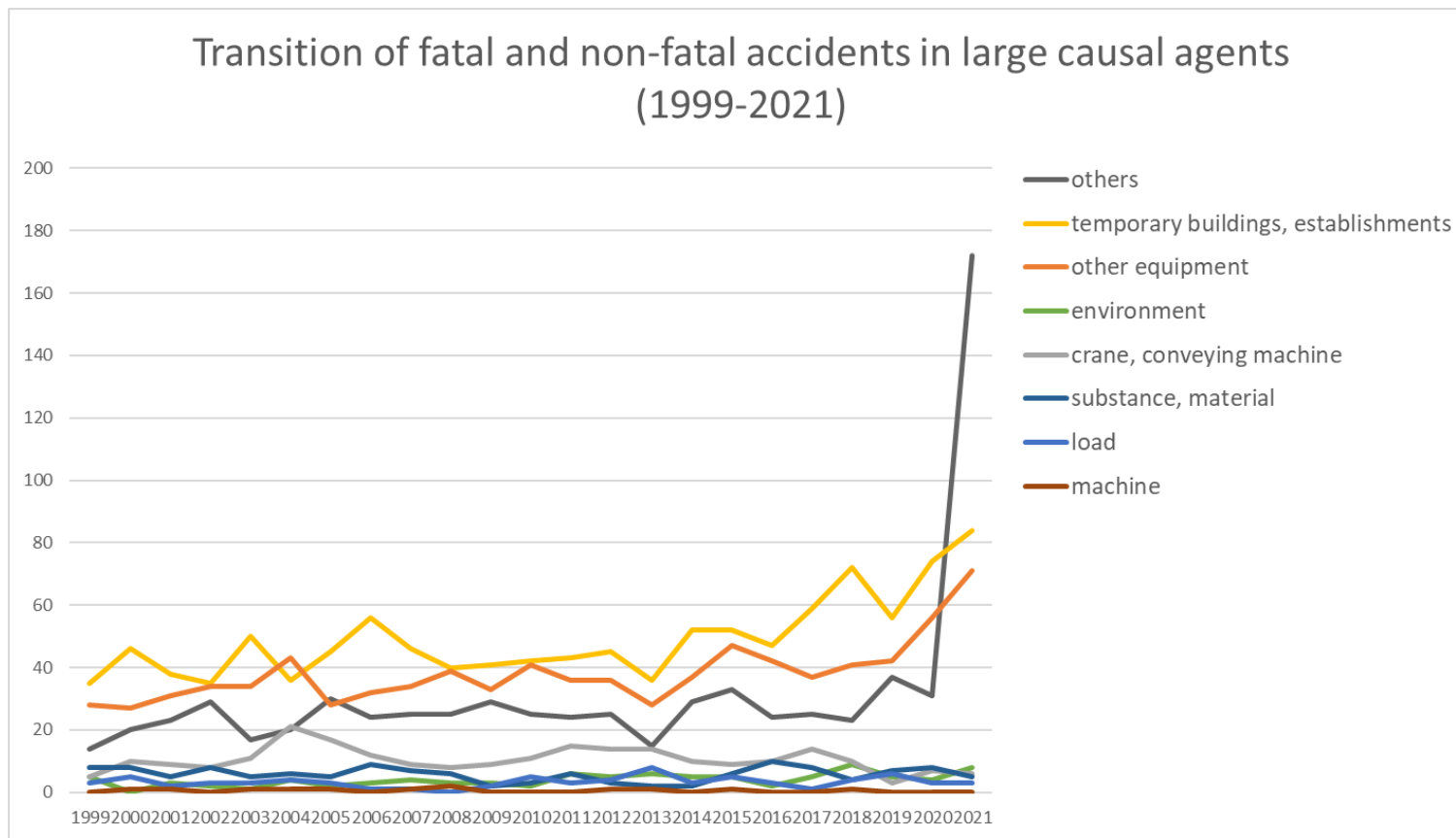
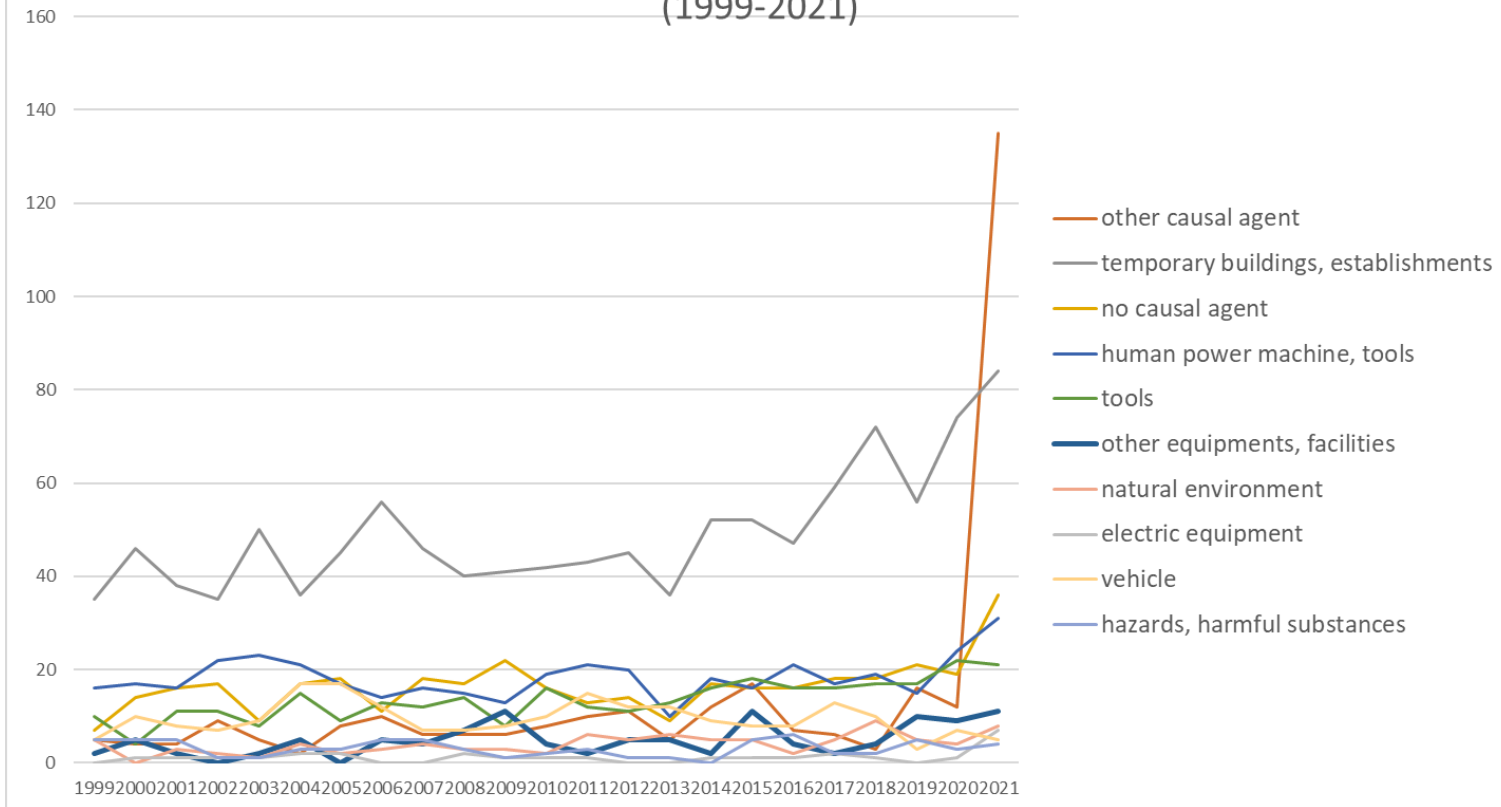


Transition of fatal and non-fatal accidents in each element like as causal agents, type of accidents, etc. in code no. 0803 haircut/beauty salon (1999-2021)



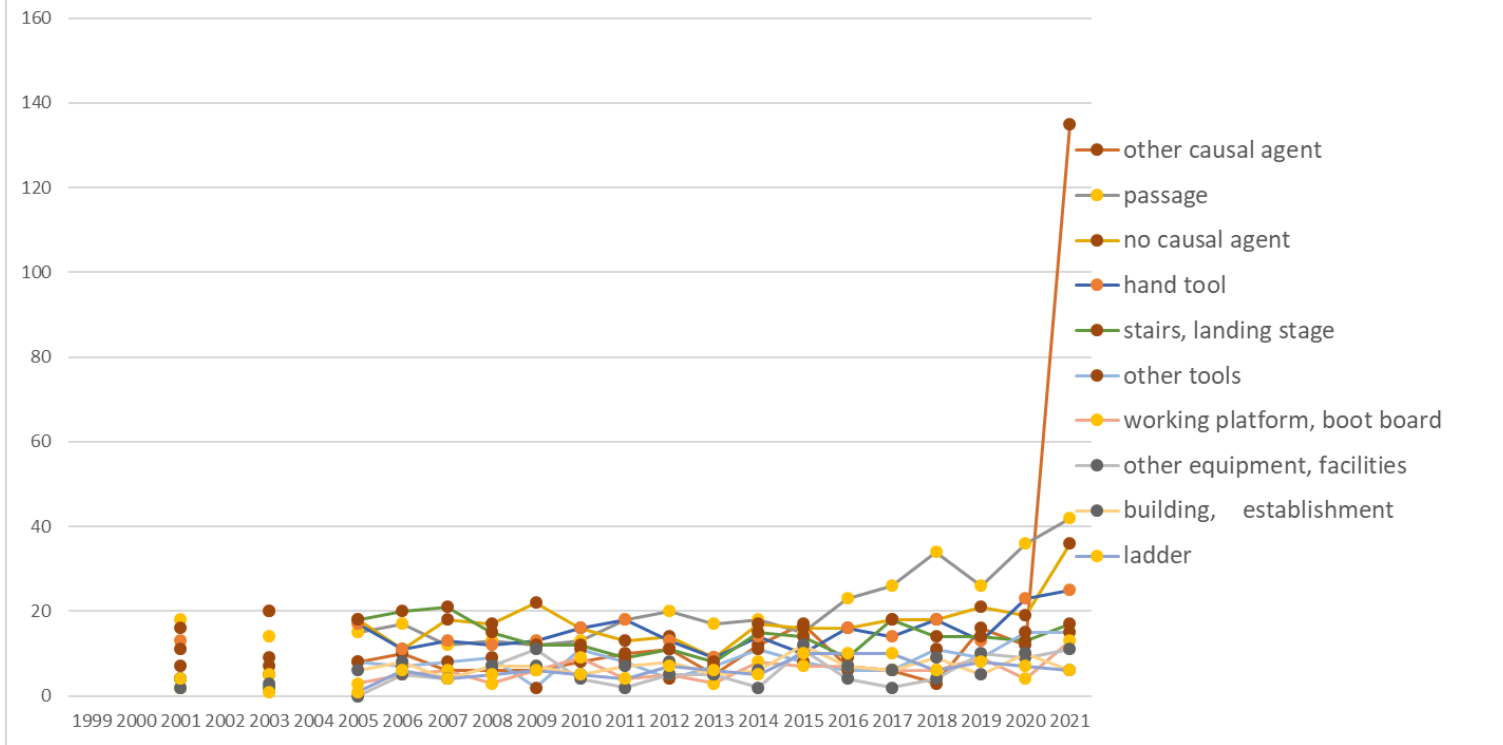
Transition of fatal and non-fatal accidents in large causal agents in code no. 0803 haircut/beauty salon (1999-2021)

Transition of fatal and non-fatal accidents in top 10 middle causal agents
(1999-2021)



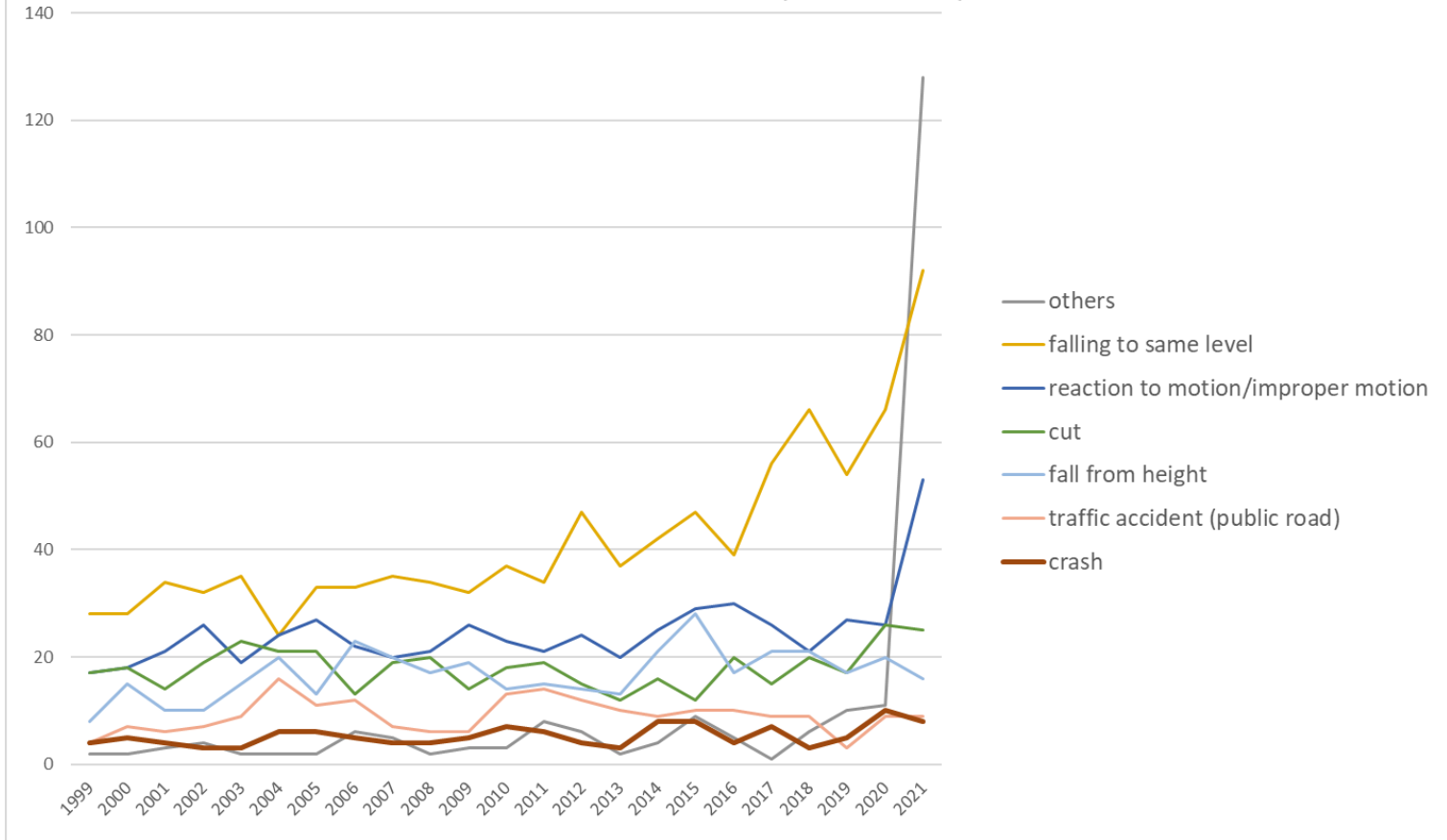
Transition of fatal and non-fatal accidents in middle causal agents in code no. 0803 haircut/beauty salon (1999-2021)

Transition of fatal and non-fatal accidents in top 10 small causal agents (1999-2021)



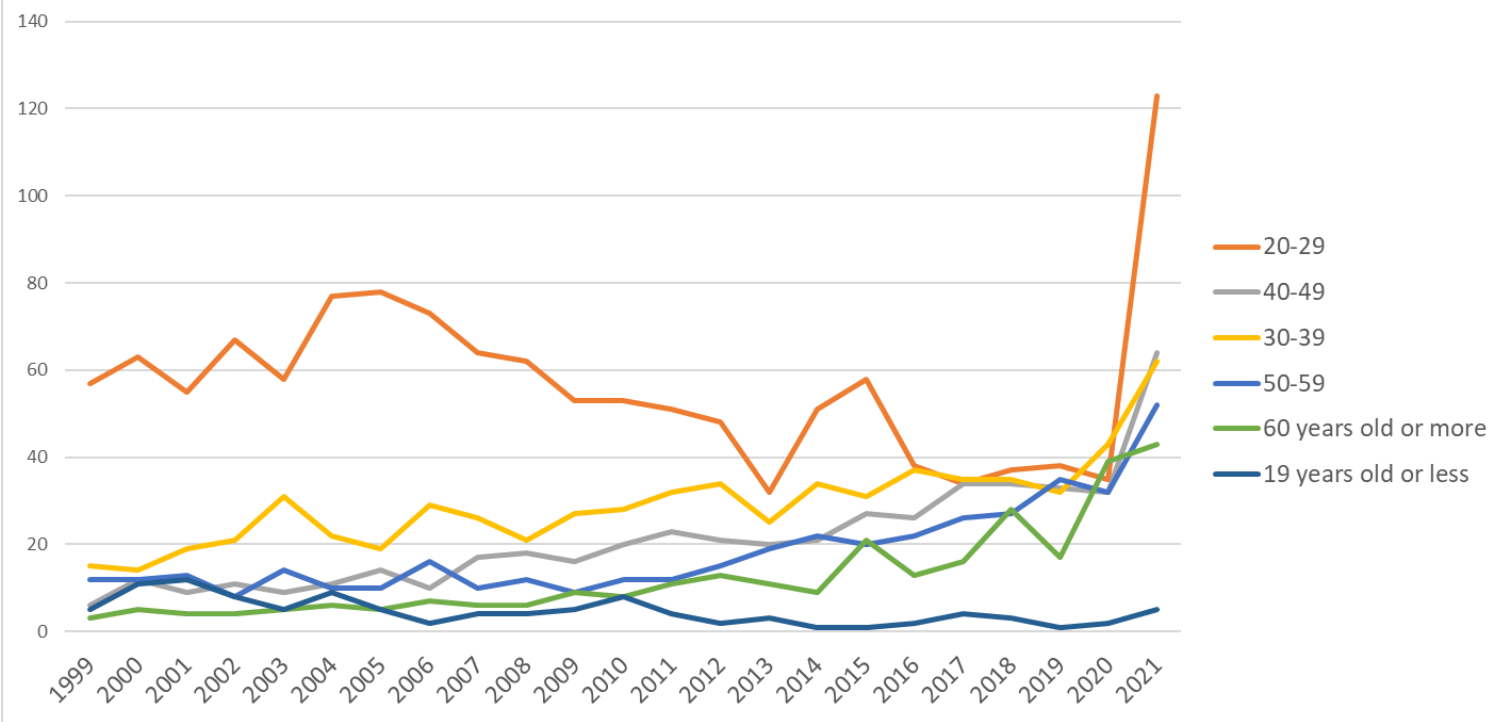
Transition of fatal and non-fatal accidents in small causal agents in code no. 0803 haircut/beauty salon (1999-2021)

Transition of fatal and non-fatal accidents in top 7 type of accidents
(1999-2021)



Transition of fatal and non-fatal accidents in type of accidents in code no. 0803 haircut/beauty salon (1999-2021)

Transition of fatal and non-fatal accidents in workers ages (1999-2021)



Transition of fatal and non-fatal accidents in workers ages in code no. 0803 haircut/beauty salon (1999-2021)

Transition of fatal and non-fatal accidents in workers ages in code no. 0803 haircut/beauty salon (1999-2021)

code	Age	1999	2000	2001	2002	2003	2004	2005	2006	2007	2008	2009	2010	2011	2012	2013	2014	2015	2016	2017	2018	2019	2020	2021	total	Age
2	20-29	57	63	55	67	58	77	78	73	64	62	53	53	51	48	32	51	58	38	34	37	38	35	123	1,305	20-29
4	40-49	6	12	9	11	9	11	14	10	17	18	16	20	23	21	20	21	27	26	34	34	33	32	64	488	40-49
3	30-39	15	14	19	21	31	22	19	29	26	21	27	28	32	34	25	34	31	37	35	35	32	43	62	672	30-39
5	50-59	12	12	13	8	14	10	10	16	10	12	9	12	12	15	19	22	20	22	26	27	35	32	52	420	50-59
6	60 years old or more	3	5	4	4	5	6	5	7	6	6	9	8	11	13	11	9	21	13	16	28	17	39	43	289	60 years old or more
1	19 years old or less	5	11	12	8	5	9	5	2	4	4	5	8	4	2	3	1	1	2	4	3	1	2	5	106	19 years old or less
	total	98	117	112	119	122	135	131	137	127	123	119	129	133	133	110	138	158	138	149	164	156	183	349	3,280	total

Transition of fatal and non-fatal accidents in workers scales in code no. 0803 haircut/beauty salon (1999-2021)

code	Workers scale	1999	2000	2001	2002	2003	2004	2005	2006	2007	2008	2009	2010	2011	2012	2013	2014	2015	2016	2017	2018	2019	2020	2021	total	Workers scale
1	9 workers or less	57	66	71	66	75	87	65	65	73	82	75	77	94	90	68	89	110	100	104	112	118	144	225	2,113	9 workers or less
2	10-29	26	34	29	30	30	38	44	42	35	26	31	38	22	31	25	33	33	25	25	33	24	25	88	767	10-29
3	30-49	12	9	5	7	7	9	15	13	7	8	6	4	10	5	11	10	13	7	10	12	8	5	16	209	30-49
4	50-99	3	4	5	12	6	1	5	8	6	5	4	5	6	4	6	4	1	4	9	4	5	6	15	128	50-99
5	100-299		4	2	1	3		2	9	5	1	2	5		1		2	1	2	1	3	1	1	5	51	100-299
6	300 workers or more				3	1				1	1	1		1	2								2		12	300 workers or more
	total	98	117	112	119	122	135	131	137	127	123	119	129	133	133	110	138	158	138	149	164	156	183	349	3,280	total

Transition of fatal and non-fatal accidents in months in code no. 0803 haircut/beauty salon (1999-2021)

code	Month	1999	2000	2001	2002	2003	2004	2005	2006	2007	2008	2009	2010	2011	2012	2013	2014	2015	2016	2017	2018	2019	2020	2021	total	Month

8	August	9	13	15	11	7	3	6	8	7	7	11	9	9	9	9	12	15	8	9	19	25	16	87	324	August
5	May	13	16	12	15	9	19	13	17	9	11	10	7	14	13	11	12	18	16	14	7	10	16	36	318	May
7	July	9	8	14	10	17	9	12	12	13	13	10	14	6	21	11	11	12	16	12	22	25	16	33	326	July
9	September	10	5	10	11	11	17	7	14	5	14	8	8	8	10	4	10	10	10	11	10	13	11	29	246	September
4	April	8	13	5	15	11	15	7	18	9	12	16	15	19	13	8	17	13	15	10	14	14	16	26	309	April
1	January	5	8	10	15	10	10	17	12	21	8	9	12	14	9	8	12	20	10	16	15	11	17	26	295	January
10	October	7	5	8	6	10	13	13	9	14	12	12	14	10	14	10	5	18	13	13	11	13	11	22	263	October
6	June	15	8	10	3	6	19	12	11	7	11	16	10	7	11	9	15	10	15	13	16	11	11	21	267	June
3	March	7	11	7	5	16	7	14	8	13	11	8	13	18	6	13	12	15	12	13	19	10	14	20	272	March
11	November	4	13	6	13	9	9	7	13	10	10	7	8	5	6	10	14	9	11	7	10	9	16	19	225	November
2	February	6	8	11	10	6	11	11	6	16	10	5	10	14	14	9	9	8	8	14	11	7	12	16	232	February
12	December	5	9	4	5	10	3	12	9	3	4	7	9	9	7	8	9	10	4	17	10	8	27	14	203	December
	total	98	117	112	119	122	135	131	137	127	123	119	129	133	133	110	138	158	138	149	164	156	183	349	3,280	total

Transition of fatal and non-fatal accidents in prefectures in code no. 0803 haircut/beauty salon (1999-2021)

code	Prefecture	1999	2000	2001	2002	2003	2004	2005	2006	2007	2008	2009	2010	2011	2012	2013	2014	2015	2016	2017	2018	2019	2020	2021	total	Prefecture
13	Tokyo	8	15	17		21		13	24	15	22	22	21	20	17	20	13	22	19	21	24	27	23	66	450	Tokyo
27	Osaka	5	9	8		11		7	14	8	5	10	8	7	5	8	9	10	14	9	12	18	6	42	225	Osaka
12	Chiba	9	7	4		4		5	8	9	4	5	14	8	5	4	5	5	9	2	4	4	11	23	149	Chiba
14	Kanagawa	10	6	10		7		18	9	12	8	6	10	8	10	7	11	11	6	6	16	9	13	21	214	Kanagawa
40	Fukuoka	2	6	11		10		8	5	4	4	5	4	7	9	10	7	9	5	8	7	9	5	18	153	Fukuoka
11	Saitama	8	6	5		6		9	7	5	2	2	11	8	5	3	8	7	3	7	6	7	7	17	139	Saitama
23	Aichi	7	13	4		7		5	7	8	6	8	6	10	9	3	9	8	5	6	18	8	12	13	172	Aichi
28	Hyogo	3	5	3		6		1	7	6	5	4	6	6	1	6	4	10	6	5	10	4	6	13	117	Hyogo

33	Okayama	1		1				2	1	3	2	1		1	3	1	1	1	2	4	6		3	2	35	Okayama
38	Ehime		4	2		1		1			1	3			5		1	1	1	3	1		2	2	28	Ehime
25	Shiga		1	1				1	1	1	2		3	2	1		2	3		1		2	3	2	26	Shiga
39	Kochi					1		1	3		3	2	1	1		1	2	1		1	1		1	2	21	Kochi
16	Toyama			1				1	2	2	1						1		1	2	4	1	2	18	Toyama	
6	Yamagata			1				1	1	2	2			2		2	1	1		1			1	2	17	Yamagata
37	Kagawa							2			1	3	1			1	2		1		2	1	1	2	17	Kagawa
5	Akita	1	2	1				1	1			2			1		1	1		1	1			2	15	Akita
44	Oita		1	5				4	2	1	1	1	1		1	1	5	2			1	1	5	1	33	Oita
45	Miyazaki	1	1	1		2		4	1	1	1		1	3	1	2		1		3	3	3	2	1	32	Miyazaki
3	Iwate			2		3		3	2	2	4		3	3	3		3		1	1				1	31	Iwate
18	Fukui	1	1			1		1		3	1	1	1			1	1			2		2	2	1	19	Fukui
17	Ishikawa	2	2	1					1	3		2		1				1		1	1		2	1	18	Ishikawa
41	Saga		1	1		1		1			1		2		2	2	1	2		1		1		1	17	Saga
42	Nagasaki			1		1				1			1	1	2		2	4	1	2		1	1		18	Nagasaki
31	Tottori		1					2					2	1				2				1	1		10	Tottori
	total	98	117	112		122		131	137	127	123	119	129	133	133	110	138	158	138	149	164	156	183	349	3,026	total

Data source : <https://anzeninfo.mhlw.go.jp/user/anzen/tok/anst00.htm>

Return to https://www.jisha.or.jp/english/statistics/202211_23.html