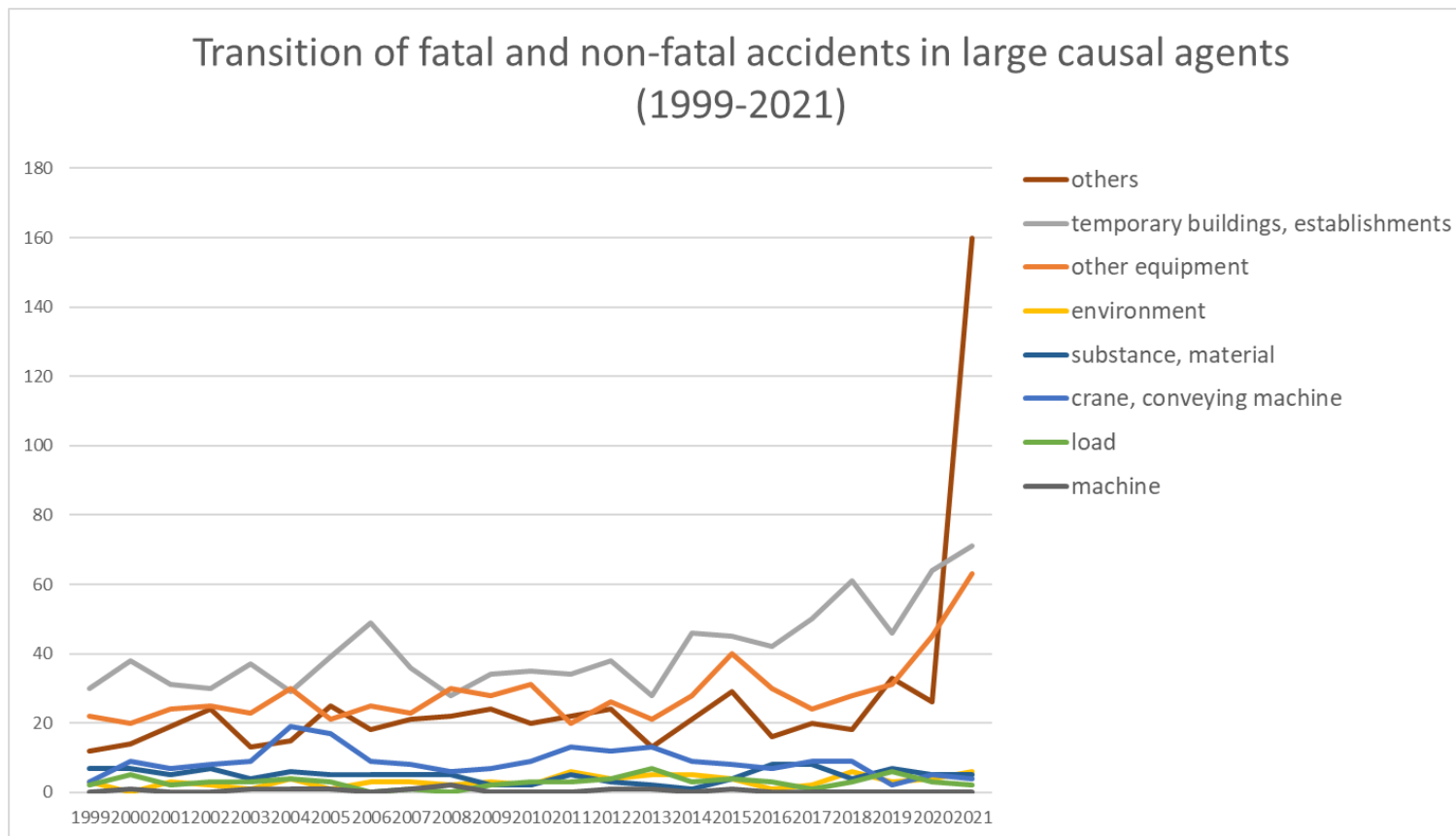
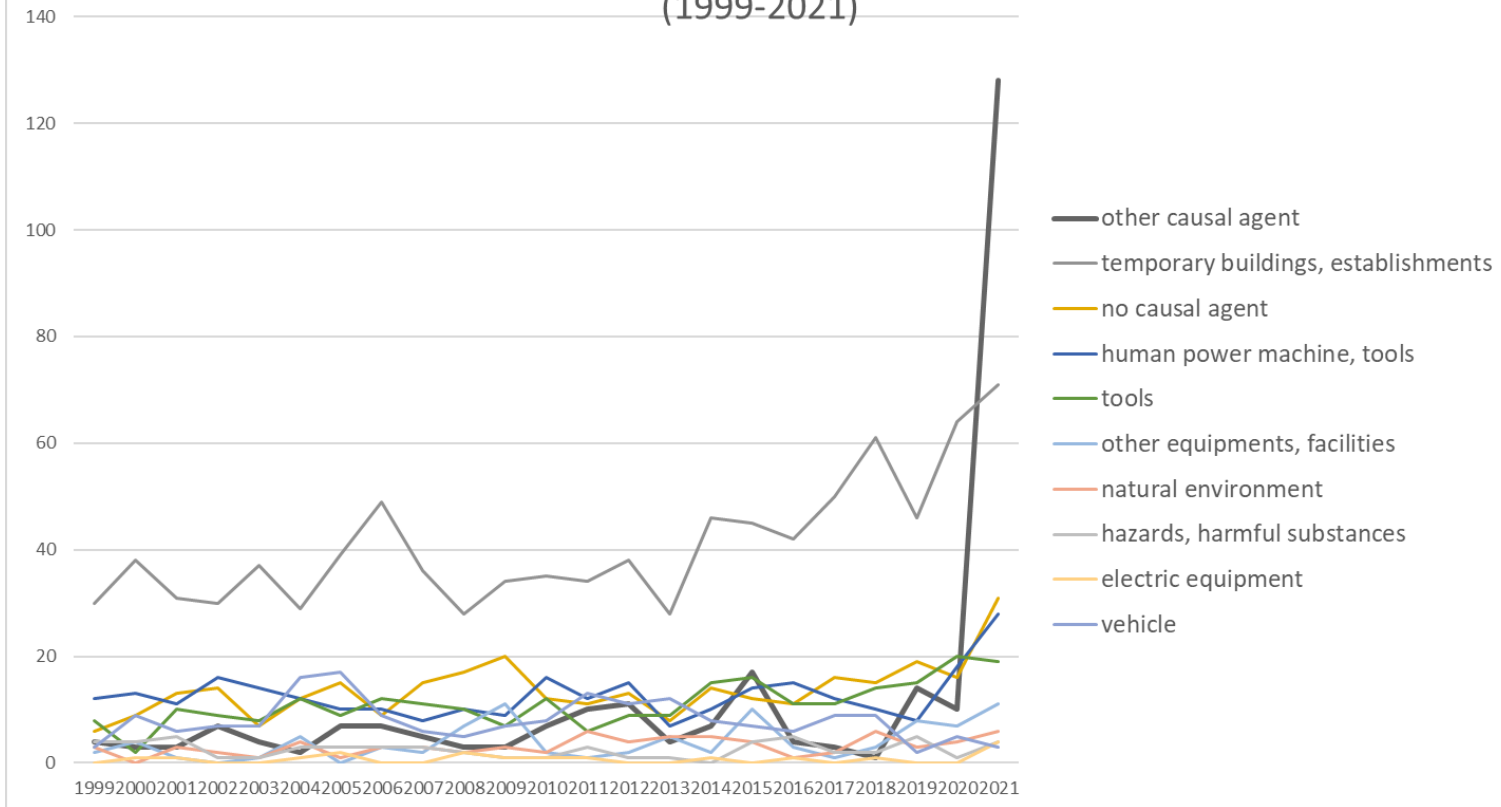


Transition of fatal and non-fatal accidents in each element like as causal agents, type of accidents, etc. in code no. 080302 beauty salon (1999-2021)



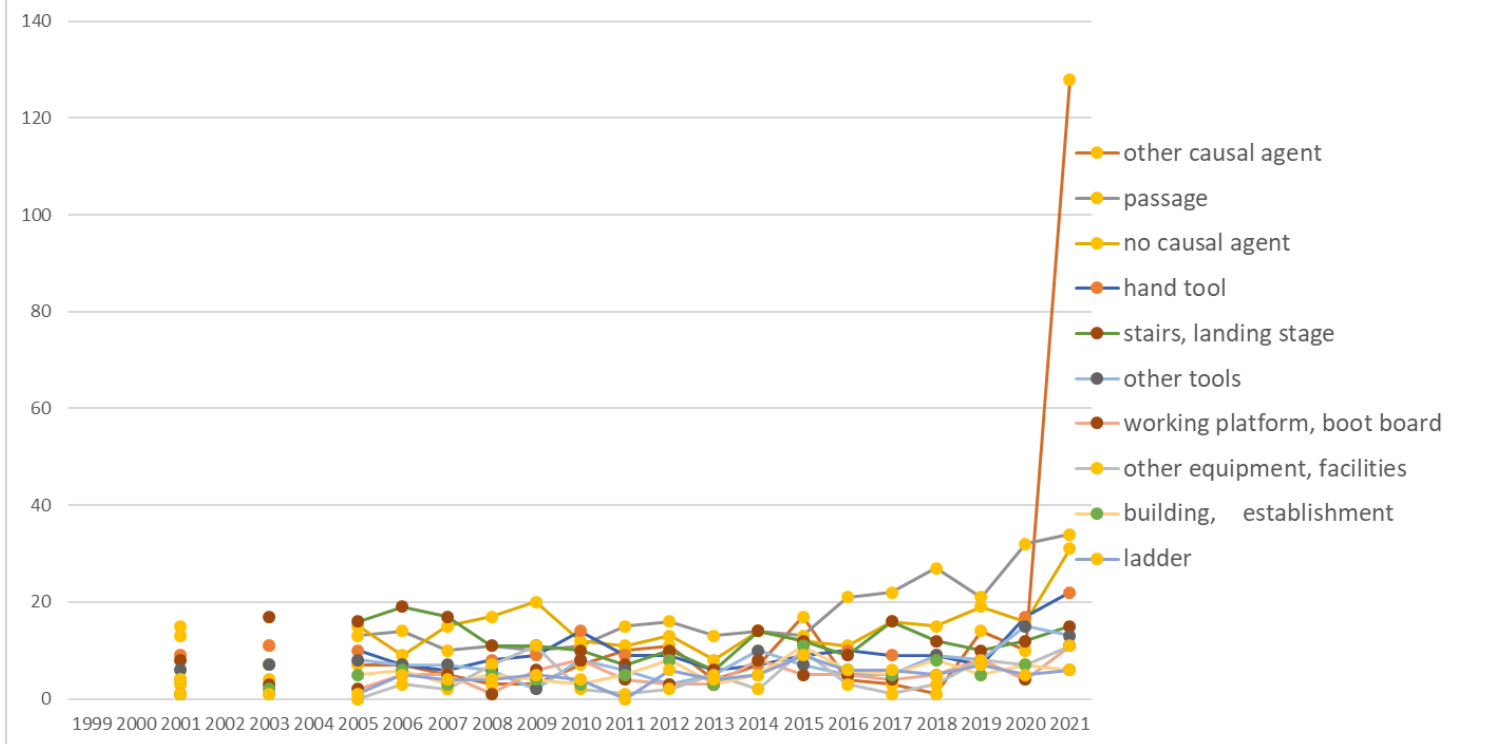
Transition of fatal and non-fatal accidents in large causal agents in code no. 080302 beauty salon (1999-2021)

Transition of fatal and non-fatal accidents in top 10 middle causal agents
(1999-2021)



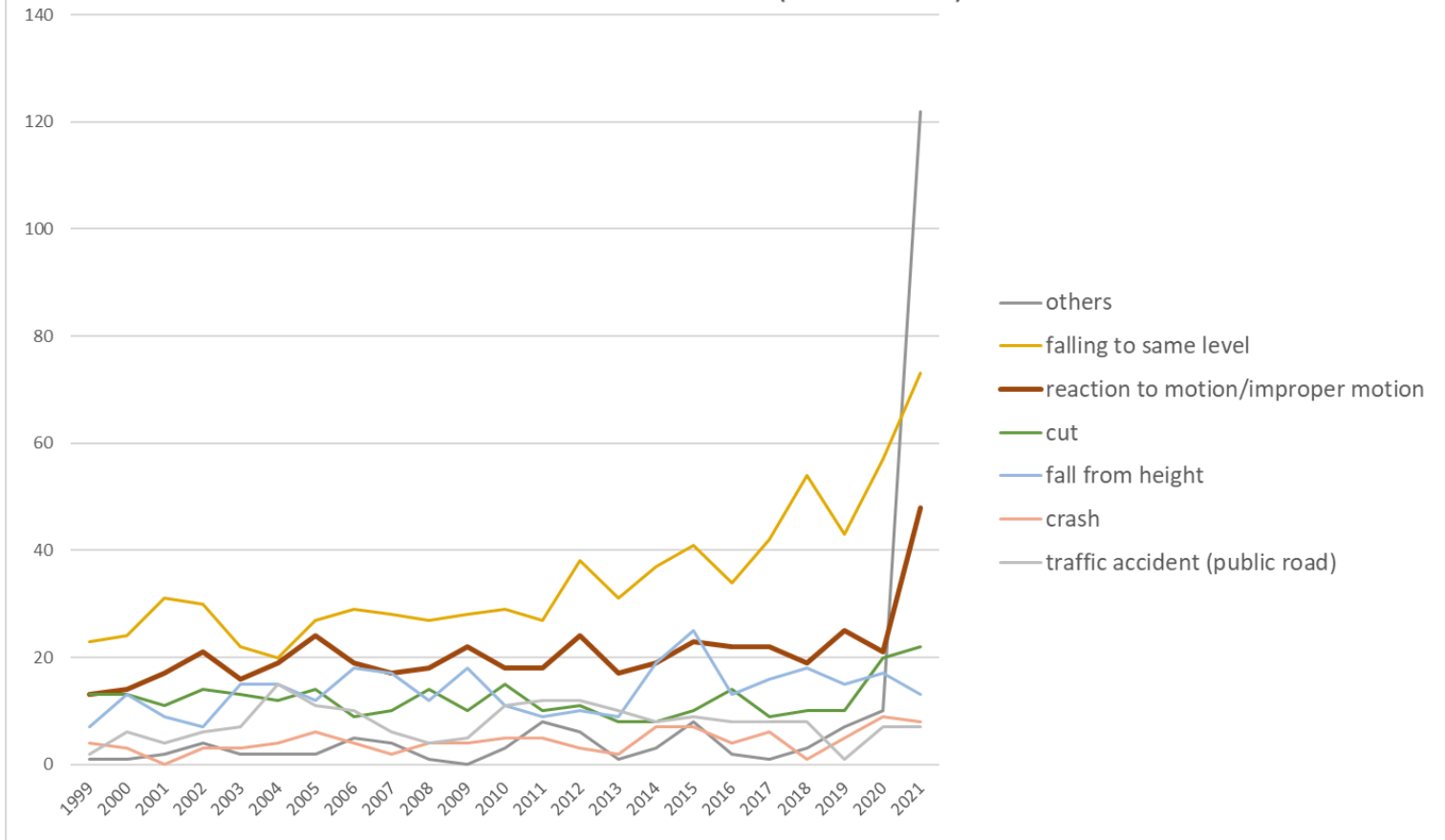
Transition of fatal and non-fatal accidents in middle causal agents in code no. 080302 beauty salon (1999-2021)

Transition of fatal and non-fatal accidents in top 10 small causal agents (1999-2021)



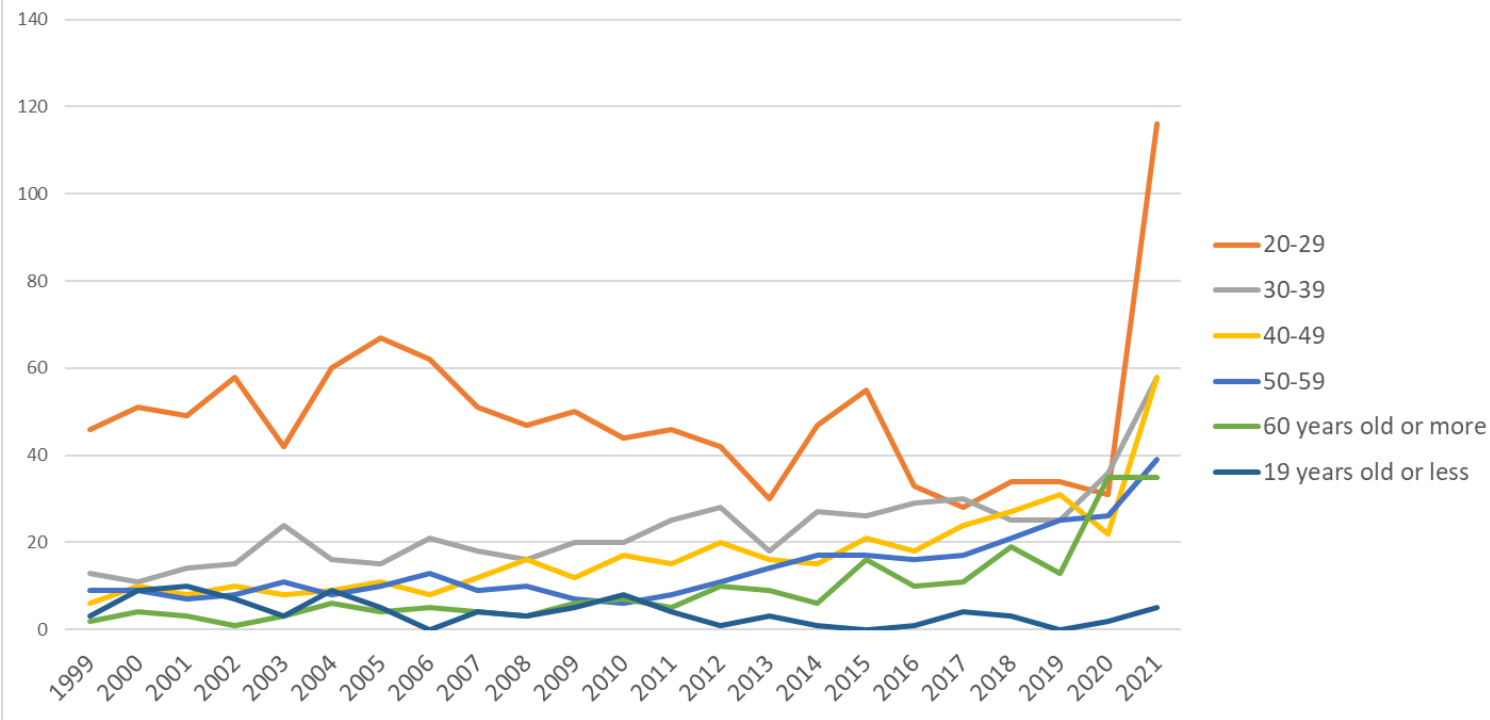
Transition of fatal and non-fatal accidents in small causal agents in code no. 080302 beauty salon (1999-2021)

Transition of fatal and non-fatal accidents in top 7 type of accidents
(1999-2021)



Transition of fatal and non-fatal accidents in type of accidents in code no. 080302 beauty salon (1999-2021)

Transition of fatal and non-fatal accidents in workers ages (1999-2021)



Transition of fatal and non-fatal accidents in workers ages in code no. 080302 beauty salon (1999-2021)

code	Age	1999	2000	2001	2002	2003	2004	2005	2006	2007	2008	2009	2010	2011	2012	2013	2014	2015	2016	2017	2018	2019	2020	2021	total	Age
2	20-29	46	51	49	58	42	60	67	62	51	47	50	44	46	42	30	47	55	33	28	34	34	31	116	1,123	20-29
3	30-39	13	11	14	15	24	16	15	21	18	16	20	20	25	28	18	27	26	29	30	25	25	36	58	530	30-39
4	40-49	6	10	8	10	8	9	11	8	12	16	12	17	15	20	16	15	21	18	24	27	31	22	58	394	40-49
5	50-59	9	9	7	8	11	8	10	13	9	10	7	6	8	11	14	17	17	16	17	21	25	26	39	318	50-59
6	60 years old or more	2	4	3	1	3	6	4	5	4	3	6	7	5	10	9	6	16	10	11	19	13	35	35	217	60 years old or more
1	19 years old or less	3	9	10	7	3	9	5		4	3	5	8	4	1	3	1		1	4	3		2	5	90	19 years old or less
	total	79	94	91	99	91	108	112	109	98	95	100	102	103	112	90	113	135	107	114	129	128	152	311	2,672	total

Transition of fatal and non-fatal accidents in workers scales in code no. 080302 beauty salon (1999-2021)

code	Workers scale	1999	2000	2001	2002	2003	2004	2005	2006	2007	2008	2009	2010	2011	2012	2013	2014	2015	2016	2017	2018	2019	2020	2021	total	Workers scale
1	9 workers or less	44	53	59	53	57	70	50	51	52	60	59	59	69	73	52	71	92	75	75	85	94	118	198	1,669	9 workers or less
2	10-29	22	27	23	27	21	31	42	34	31	22	29	32	19	29	23	31	30	21	22	27	22	21	79	665	10-29
3	30-49	10	7	4	4	5	6	13	11	7	8	5	2	9	4	10	7	12	7	8	11	8	5	16	179	30-49
4	50-99	3	4	3	11	4	1	5	4	4	4	4	5	5	4	5	2		3	8	3	3	5	13	103	50-99
5	100-299		3	2	1	3		2	9	3	1	2	4		1		2	1	1	1	3	1	1	5	46	100-299
6	300 workers or more				3	1				1		1		1	1								2		10	300 workers or more
	total	79	94	91	99	91	108	112	109	98	95	100	102	103	112	90	113	135	107	114	129	128	152	311	2,672	total

Transition of fatal and non-fatal accidents in months in code no. 080302 beauty salon (1999-2021)

code	Month	1999	2000	2001	2002	2003	2004	2005	2006	2007	2008	2009	2010	2011	2012	2013	2014	2015	2016	2017	2018	2019	2020	2021	total	Month
8	August	7	10	10	8	5	2	6	7	6	6	11	8	7	7	5	8	12	6	5	13	23	14	83	269	August

7	July	6	7	11	8	13	7	11	9	9	11	8	11	4	18	9	7	10	11	11	19	18	15	30	263	July
5	May	10	11	11	13	4	15	12	15	6	8	6	4	11	11	11	10	17	15	12	4	8	14	29	257	May
9	September	8	3	8	10	9	13	5	8	5	8	7	7	7	9	3	10	9	6	8	10	12	9	27	201	September
4	April	7	11	3	14	9	12	7	14	6	11	13	11	15	10	7	16	10	15	8	11	11	12	25	258	April
1	January	5	6	9	9	7	8	13	11	18	5	7	10	13	8	6	11	17	8	11	12	9	13	20	236	January
6	June	10	6	7	3	5	15	8	9	7	10	15	9	5	8	7	11	7	9	11	11	9	9	20	211	June
3	March	5	10	7	5	11	4	13	7	10	10	7	9	14	5	13	10	14	10	10	14	8	10	18	224	March
10	October	7	5	5	6	7	13	11	8	10	9	11	11	6	11	10	3	17	11	11	8	11	10	17	218	October
11	November	3	11	6	12	9	6	7	10	9	7	5	8	4	5	9	12	5	7	6	8	7	12	17	185	November
2	February	6	6	10	8	6	10	9	3	11	8	5	7	12	14	6	6	8	6	11	9	6	10	13	190	February
12	December	5	8	4	3	6	3	10	8	1	2	5	7	5	6	4	9	9	3	10	10	6	24	12	160	December
	total	79	94	91	99	91	108	112	109	98	95	100	102	103	112	90	113	135	107	114	129	128	152	311	2,672	total

Transition of fatal and non-fatal accidents in prefectures in code no. 080302 beauty salon (1999-2021)

code	Prefecture	1999	2000	2001	2002	2003	2004	2005	2006	2007	2008	2009	2010	2011	2012	2013	2014	2015	2016	2017	2018	2019	2020	2021	total	Prefecture
13	Tokyo	7	13	15		17		11	21	11	17	19	17	18	17	19	12	19	17	19	21	23	21	63	397	Tokyo
27	Osaka	4	6	7		8		6	11	7	5	9	6	4	3	6	9	9	11	9	8	16	5	40	189	Osaka
12	Chiba	8	5	2		1		5	6	6	3	5	13	6	5	2	4	5	8	2	1	1	10	20	118	Chiba
14	Kanagawa	8	6	7		6		16	7	10	4	6	7	7	10	7	9	10	4	6	14	6	12	19	181	Kanagawa
40	Fukuoka	2	5	9		7		8	5	4	4	3	4	5	9	8	7	8	5	3	5	9	5	17	132	Fukuoka
11	Saitama	5	5	4		5		8	6	3	2	2	6	7	5	3	6	6	2	6	5	7	6	16	115	Saitama
23	Aichi	6	12	4		4		5	6	7	6	7	5	8	6	2	7	8	4	6	14	7	10	13	147	Aichi
28	Hyogo	2	2	2		4		1	6	5	5	3	5	4		6	3	8	5	3	10	2	3	10	89	Hyogo
26	Kyoto		5	2		6		3	5	5	3	1	1	3	3	4	2	4	3	3	2	1	6	8	70	Kyoto

34	Hiroshima	2	5	3		2		3	2	1	3	8	1	3	6	4	1	4	4	5	1	7	8	7	80	Hiroshima
4	Miyagi	2	2	3		2		2	3	1		2		1		1	3		4	1	1			7	35	Miyagi
1	Hokkaido	5	3	3		7		4	8	1	2	2		2	1	2	4	6	5	5	2	4	3	6	75	Hokkaido
8	Ibaraki	2		2		1		1	1	4	2		1		1	4	1	3	2	3	1	3	1	6	39	Ibaraki
15	Niigata			4		1		2		5	3	2	2			3	4	1	5	4	3	2	2	5	48	Niigata
47	Okinawa		1					1		1	1		2	1	3	2	2	3	4		5	2	5	5	38	Okinawa
22	Shizuoka	6	1	2		3		2	4		3	3	4	3	1		4	2	5	3	3	3	5	4	61	Shizuoka
21	Gifu	1	1	1		2				1	2	5	1	2	4	1	2	3	1	3		2	3	4	39	Gifu
10	Gunma	1	2						3	1	3	1			5		2	1	3	1	3		3	4	33	Gunma
32	Shimane		1	1		1		3			1		1	3	2	1	1			1		1	1	4	22	Shimane
7	Fukushima	2				1		2		2	1			2	1	1	1			1	1	1		4	20	Fukushima
24	Mie	1	2					2					2	1	2					4			1	4	19	Mie
36	Tokushima		1	1		1		1				1	1	1		1	1	1			1		1	4	16	Tokushima
43	Kumamoto	4	2			2		1	1	2	2	1		2	2	1	3	1	1	3	5	2	1	3	39	Kumamoto
29	Nara	3	1			1		1	1	1		2	3	5				5	2	2	2		3	3	35	Nara
46	Kagoshima	1				1				2	2	3	2	2	1			2		2	2	2	4	3	29	Kagoshima
9	Tochigi			2				2				1	1		3	1	2	4	1	1			3	3	24	Tochigi
30	Wakayama									1	1	1	3		2	1	1		1	1	2	3	4	3	24	Wakayama
35	Yamaguchi					2					5	1	2				1	2	1		1	1	1	3	20	Yamaguchi
2	Aomori	1	1						1		1				3	1	1		1		1	2	1	3	17	Aomori
20	Nagano	1	1	3				2	3	1	3		1	2	3		1	2	3	2	1	4	3	2	38	Nagano
33	Okayama	1		1				2		2	1	1		1	3	1	1	1	1	1	5		2	2	26	Okayama
25	Shiga			1						1	1		2	2	1		2	3		1		2	3	2	21	Shiga

6	Yamagata						1	1	2	2			2			1						1	2	12	Yamagata	
37	Kagawa						1			1	2				2		1		1	1	1	1	2	12	Kagawa	
45	Miyazaki		1	1		1		3	1	1	1		1	1		2		1		3	2	3	2	1	25	Miyazaki
38	Ehime		4	2		1		1			1	3			5		1	1	1	1	1		1	1	24	Ehime
44	Oita			3				4	2				1		1	1	5	1			1	1	3	1	24	Oita
3	Iwate			2				3	1	1	2		2	3	2		1		1	1				1	20	Iwate
18	Fukui	1	1			1		1		3		1	1			1				2		2	2	1	17	Fukui
16	Toyama			1				1	2	2	1						1			1	3	1	1	14	Toyama	
41	Saga		1	1		1		1					2		1	2	1	1		1		1		1	14	Saga
5	Akita	1	2						1			2			1		1	1		1				1	11	Akita
19	Yamanashi					1										1	1	2		1	1	2		1	10	Yamanashi
39	Kochi										1	1		1		1	1	1		1	1		1	1	10	Kochi
17	Ishikawa	2	1	1					1	3		2		1						1		2			14	Ishikawa
42	Nagasaki			1		1				1							2	3	1	2		1	1		13	Nagasaki
31	Tottori		1					2					2					2				1	1		9	Tottori
	total	79	94	91		91		112	109	98	95	100	102	103	112	90	113	135	107	114	129	128	152	311	2,465	total

Data source : <https://anzeninfo.mhlw.go.jp/user/anzen/tok/anst00.htm>

Return to https://www.jisha.or.jp/english/statistics/202211_23.html