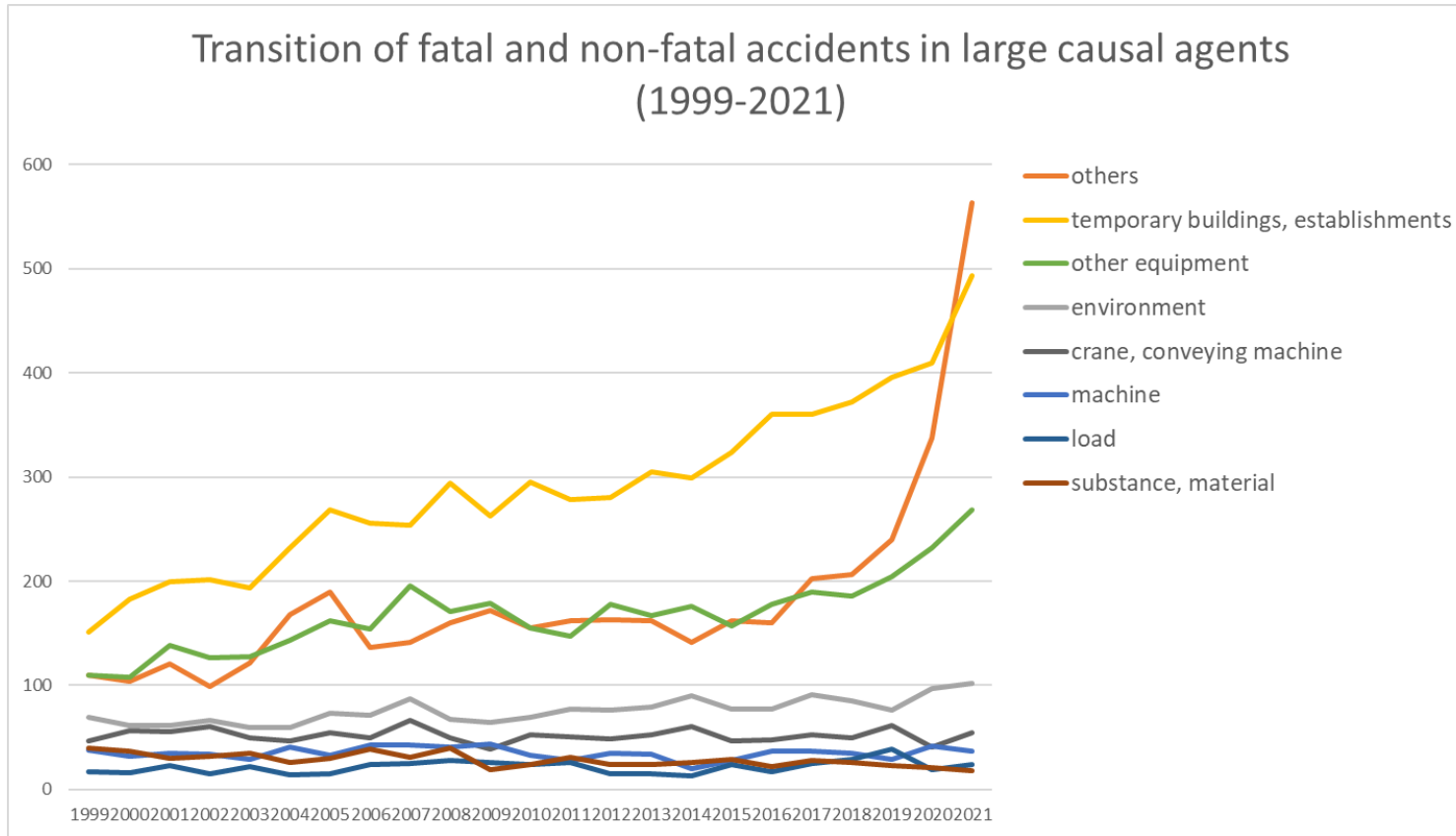
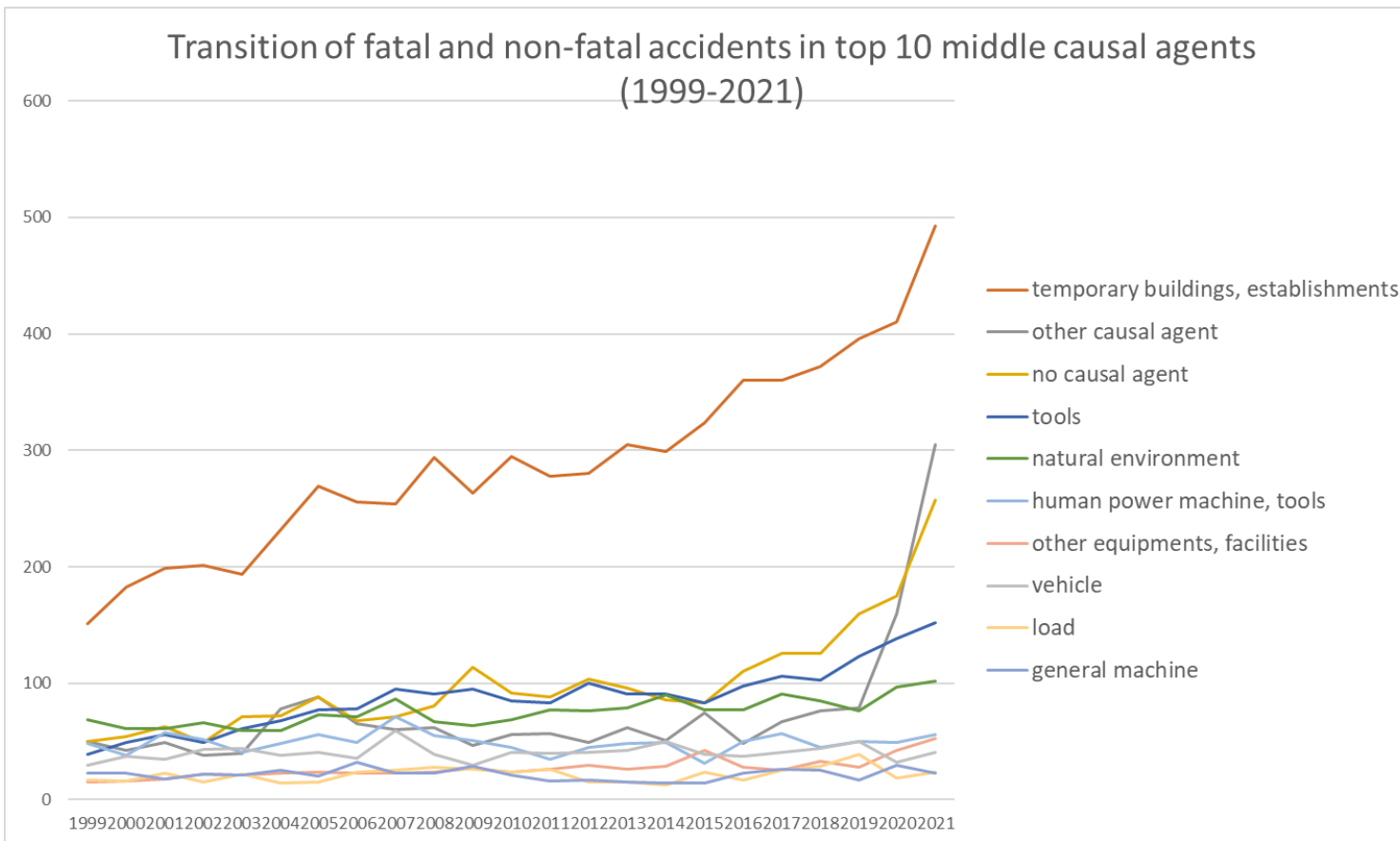


Transition of fatal and non-fatal accidents in each element like as causal agents, type of accidents, etc. in code no. 120109 other education/research service (1999-2021)

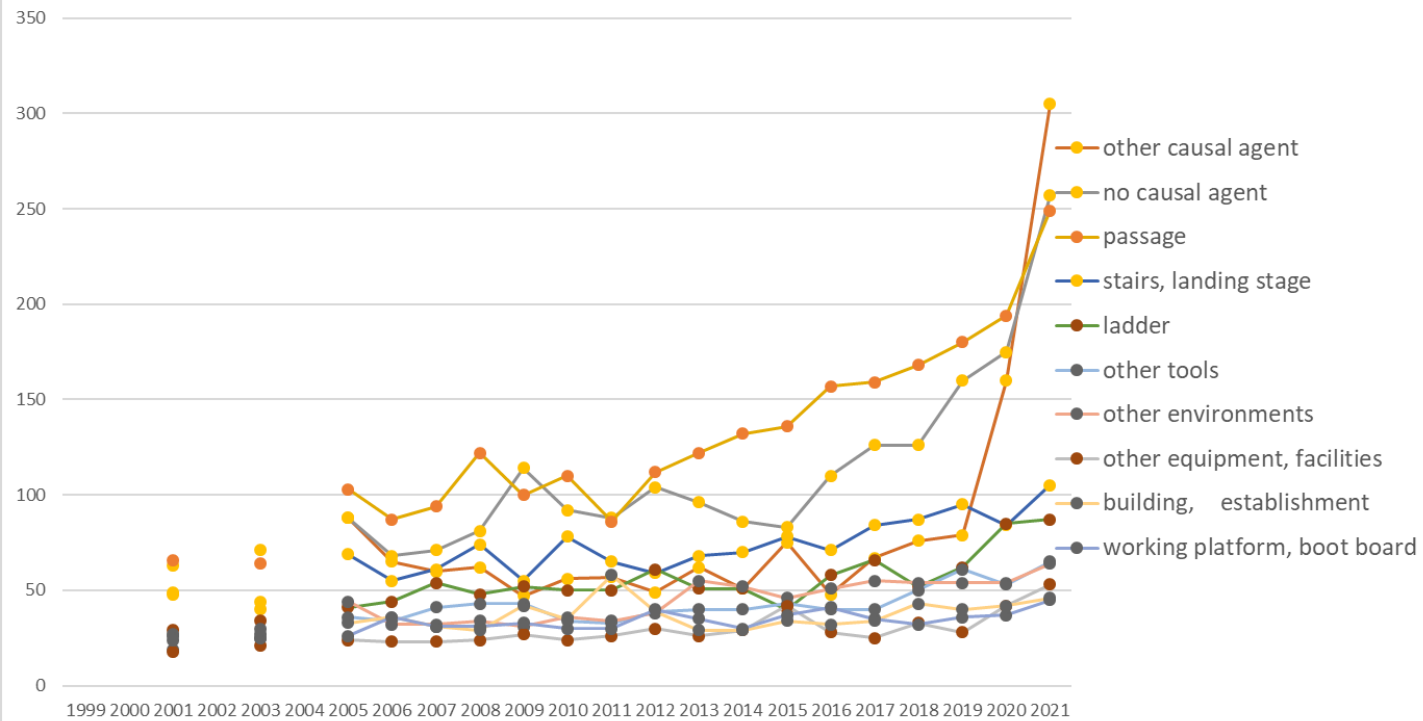


Transition of fatal and non-fatal accidents in large causal agents in code no. 120109 other education/research service (1999-2021)



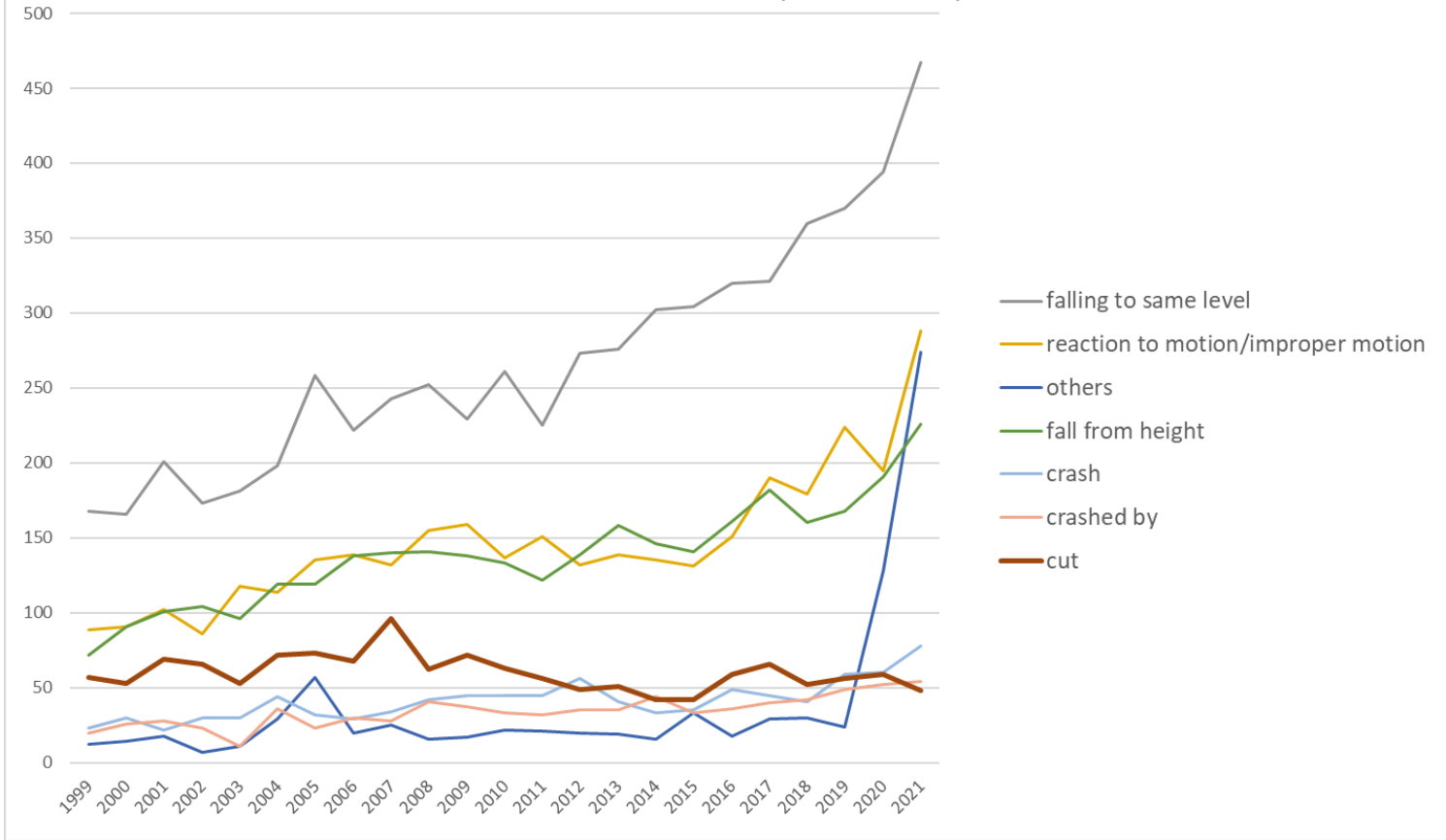
Transition of fatal and non-fatal accidents in middle causal agents in code no. 120109 other education/research service (1999-2021)

Transition of fatal and non-fatal accidents in top 10 small causal agents (1999-2021)



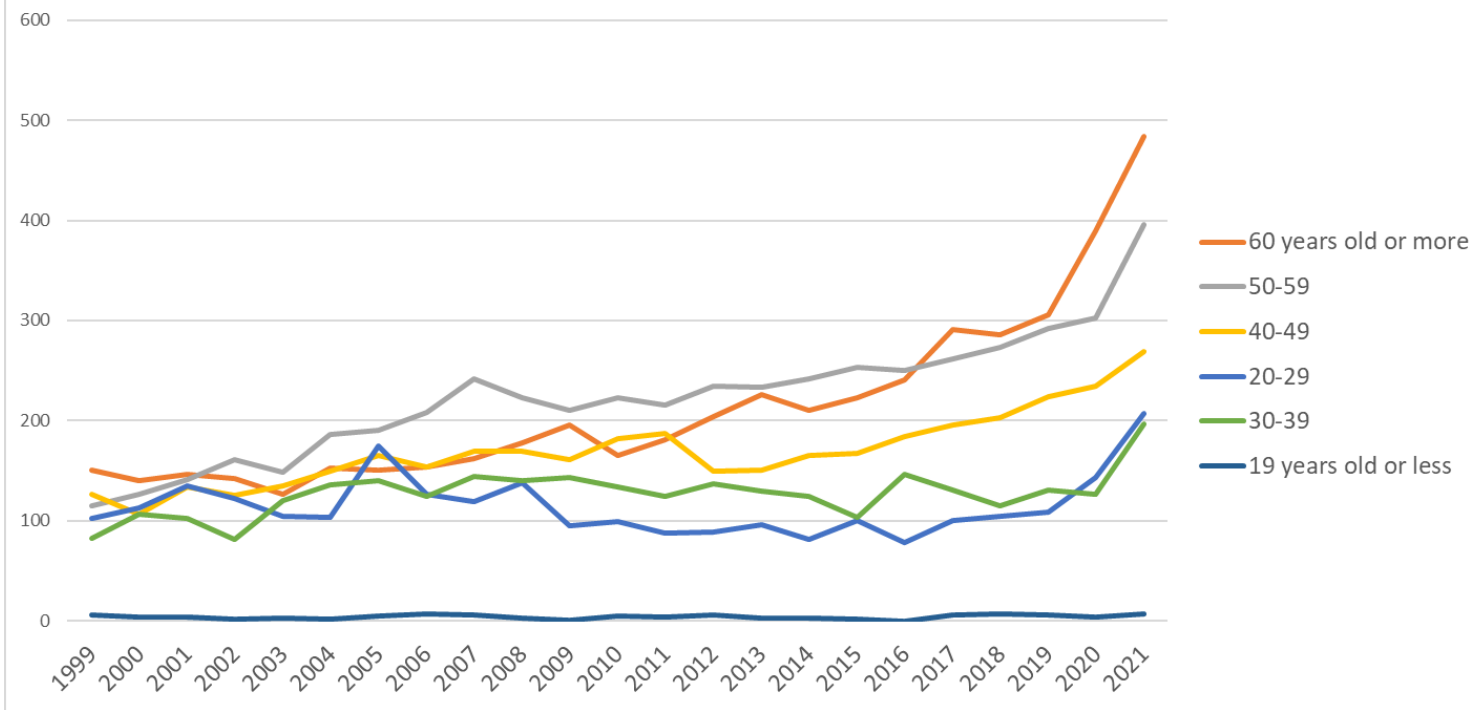
Transition of fatal and non-fatal accidents in small causal agents in code no. 120109 other education/research service (1999-2021)

Transition of fatal and non-fatal accidents in top 7 type of accidents
(1999-2021)



Transition of fatal and non-fatal accidents in type of accidents in code no. 120109 other education/research service (1999-2021)

Transition of fatal and non-fatal accidents in workers ages (1999-2021)



Transition of fatal and non-fatal accidents in workers ages in code no. 120109 other education/research service (1999-2021)

17	traffic accident (public road)	20	23	29	37	25	21	27	24	42	31	13	26	26	25	31	33	34	26	27	26	26	21	19	612	traffic accident (public road)
11	contact to high/low-temperature	22	17	15	20	22	16	16	15	21	20	19	14	17	14	11	16	19	12	10	18	16	20	17	387	contact to high/low-temperature
05	collapse	6	6	4	7	7	3	5	11	10	15	6	6	11	3	4	4	5	7	7	8	10	5	6	156	collapse
99	unclassifiable	4	5	7	9	7	9	7	3	5	9	4	9	6	3	4	4	4	3	4	4	4	2	6	122	unclassifiable
12	contact to harmful substance	8	5	3	6	8	4	7	5	8	5	5	4	9	3	4	3	5	4	13	3	4	6	4	126	contact to harmful substance
14	explosion	1	3			5	5	2		2	3		1		1		1	5	2	1	2		1	1	36	explosion
15	burst	1	4	1	4	2	1	2		1	1	3	3				1	1	1	1	1	1		1	30	burst
09	injury to the sole of the foot		4	2		1	1			1	2	1	1	2	2	1	1		2	1	1	2	1	1	28	injury to the sole of the foot
13	electric shock				1	1						1	1	1						1				1	7	electric shock
18	traffic accident (others)	4	2	1	3	5				2	1	2	1	2		4	1	1	3	2	1	1	1		37	traffic accident (others)
10	drown	2	1			2	1	1			1	1		7	1	1				2	1				21	drown
16	fire	1		1			1		2			1		2	1	1		1							11	fire
	total	582	597	662	633	638	730	826	773	843	851	806	808	800	820	839	825	848	899	986	989	1,068	1,200	1,560	19,583	total

Transition of fatal and non-fatal accidents in workers ages in code no. 120109 other education/research service (1999-2021)

code	Age	1999	2000	2001	2002	2003	2004	2005	2006	2007	2008	2009	2010	2011	2012	2013	2014	2015	2016	2017	2018	2019	2020	2021	total	Age
6	60 years old or more	151	140	146	142	127	153	151	154	162	178	196	165	181	204	226	210	223	241	291	286	306	390	484	4,907	60 years old or more

5	May	50	68	76	56	55	55	62	81	87	76	70	87	72	74	86	72	78	76	69	108	86	61	142	1,747	May
10	October	48	57	50	70	59	61	63	70	71	80	62	68	73	67	77	56	72	80	88	76	121	106	129	1,704	October
9	September	59	56	64	56	56	74	77	76	82	89	70	76	63	70	68	84	60	82	92	76	93	115	125	1,763	September
3	March	50	34	38	50	33	56	67	47	62	57	66	62	76	56	56	63	70	58	66	77	67	73	120	1,404	March
7	July	53	55	60	66	51	56	109	56	83	74	82	69	51	71	61	77	66	76	77	83	92	116	119	1,703	July
2	February	56	44	53	41	68	59	67	64	58	81	55	63	78	78	94	90	80	70	93	91	81	76	108	1,648	February
11	November	39	45	65	55	48	77	62	69	65	62	71	61	62	65	81	67	59	86	81	69	97	97	101	1,584	November
12	December	33	39	53	37	46	57	57	45	52	57	51	48	52	60	59	62	54	48	80	69	83	146	95	1,383	December
	total	582	597	662	633	638	730	826	773	843	851	806	808	800	820	839	825	848	899	986	989	1,068	1,200	1,560	19,583	total

Transition of fatal and non-fatal accidents in prefectures in code no. 120109 other education/research service (1999-2021)

code	Prefecture	1999	2000	2001	2002	2003	2004	2005	2006	2007	2008	2009	2010	2011	2012	2013	2014	2015	2016	2017	2018	2019	2020	2021	total	Prefecture
27	Osaka	56	71	43		54		66	52	62	71	56	67	38	46	43	51	67	74	68	71	75	76	131	1,338	Osaka
13	Tokyo	51	45	84		53		65	51	75	77	63	73	89	82	78	80	71	99	103	87	72	104	119	1,621	Tokyo
14	Kanagawa	19	28	30		46		81	37	60	87	61	57	54	60	59	62	70	65	64	65	81	71	94	1,251	Kanagawa
12	Chiba	25	18	34		29		41	58	46	50	29	47	33	29	31	37	39	34	36	45	49	74	82	866	Chiba
11	Saitama	23	36	33		42		37	36	50	43	40	32	46	45	57	48	26	36	40	42	45	51	78	886	Saitama
28	Hyogo	19	15	18		28		41	37	38	54	37	34	41	39	27	20	32	22	34	35	38	42	68	719	Hyogo
1	Hokkaido	26	22	20		19		50	41	62	36	40	38	36	34	37	36	37	51	57	47	71	53	67	880	Hokkaido
23	Aichi	22	30	24		24		39	36	27	37	48	34	32	33	29	42	37	44	35	37	46	65	65	786	Aichi
40	Fukuoka	20	39	41		22		28	27	26	32	29	29	25	30	35	26	34	34	39	36	31	43	61	687	Fukuoka
8	Ibaraki	10	13	21		17		26	28	29	21	41	32	35	32	33	31	35	37	38	35	44	28	57	643	Ibaraki
4	Miyagi	14	12	15		9		7	13	16	12	15	16	20	33	26	16	17	9	15	27	22	33	50	397	Miyagi
22	Shizuoka	44	33	32		30		30	31	25	25	18	19	29	21	21	33	35	28	37	30	35	32	49	637	Shizuoka

15	Niigata	8	4	12		10		20	23	12	14	15	13	16	12	19	17	16	9	18	15	27	25	40	345	Niigata
10	Gunma	20	18	10		15		19	11	17	11	15	23	15	9	17	13	15	19	28	19	28	29	35	386	Gunma
24	Mie	11	6	5		5		8	16	10	20	18	12	19	17	14	20	12	16	24	33	22	28	34	350	Mie
20	Nagano	10	8	12		11		11	8	15	17	16	11	17	13	28	12	17	17	10	12	17	28	31	321	Nagano
46	Kagoshima	7	7	11		4		5	6	13	4	5	4	10	13	11	12	19	19	16	18	20	30	31	265	Kagoshima
34	Hiroshima	12	20	18		11		19	18	18	21	23	18	21	28	17	20	12	22	24	28	39	31	29	449	Hiroshima
21	Gifu	12	11	11		2		16	14	7	6	10	11	13	14	11	13	19	18	11	10	17	15	29	270	Gifu
17	Ishikawa	15	4	7		7		14	6	7	5	9	19	7	15	13	11	6	11	14	17	11	18	29	245	Ishikawa
9	Tochigi	5	10	13		13		17	11	12	11	10	13	20	14	15	18	19	16	19	23	18	23	26	326	Tochigi
43	Kumamoto	8	7	14		19		10	12	13	21	16	17	7	9	10	8	7	17	13	9	13	18	24	272	Kumamoto
7	Fukushima	12	14	7		7		15	14	11	8	14	10	10	8	16	13	9	10	8	13	15	16	23	253	Fukushima
26	Kyoto	22	19	21		15		23	25	37	26	12	30	23	23	24	18	31	16	23	34	23	22	22	489	Kyoto
5	Akita	9	4	2		8		4	6	8	6	11	5	3	4	8	5	10	8	3	12	11	16	21	164	Akita
16	Toyama	4	4	3		6		9	5	6	10	8	2	6	9	3	6	10	7	8	7	7	16	21	157	Toyama
47	Okinawa	4	1	4		4		4	6	5	6	4	4	6	7	4	3	11	13	22	5	9	12	20	154	Okinawa
33	Okayama	11	5	13		14		11	14	9	18	14	21	13	16	8	15	18	8	16	12	18	34	17	305	Okayama
38	Ehime	1	1	4		1		6	5	3	5	5	5	3	4	4	4	3	6	11	7	18	15	17	128	Ehime
6	Yamagata	5	4	3		11		10	11	9	3	6	6	12	5	12	3	11	7	11	12	10	7	16	174	Yamagata
29	Nara	1	4	7		7		6	4	9	6	7	5	3	9	5	11	6	8	8	8	10	7	15	146	Nara
39	Kochi	2	3	4		6		7	5	8	4	10	9	3	7	8	6	1	6	4	12	8	10	15	138	Kochi
19	Yamanashi	2	1	4		5		2	4	2	1	3	2	1	5	9	7	9	8	3	3	6	4	15	96	Yamanashi
2	Aomori	7	4	5		6		5	9	4	5	5	8	6	10	20	8	11	9	8	5	7	8	13	163	Aomori
42	Nagasaki	10	3	7		8		8	11	10	11	8	2	7	7	7	6	2	11	13	13	9	9	12	174	Nagasaki
41	Saga	6	2	1		1		2	6	5	6	9	10	6	4	6	8	5	3	9	14	13	6	12	134	Saga

35	Yamaguchi	7	5	3		8		3	9	9	11	9	8	9	15	11	14	7	14	10	11	7	9	11	190	Yamaguchi
36	Tokushima	4	7	3		7		5	4	4		9	4	4	8	1	2	1	6	9	11	8	7	11	115	Tokushima
3	Iwate	8	10	7		10		10	6	8	4	6	12	15	11	17	22	11	10	15	15	12	18	10	237	Iwate
30	Wakayama	5	10	2		8		7	4	5	5	11	6	7	6	2	3	3	7	7	6	9	4	10	127	Wakayama
37	Kagawa	5	4	7		4		7	4	7	9	7	5	8	4	6	6	4	11	8	16	11	12	9	154	Kagawa
44	Oita	4	9	10		11		6	9	14	7	2	7	5	3	8	5	5	5	9	7	5	8	9	148	Oita
32	Shimane	6	3	4		3		6	9	8	3	8	5	8	2	5	10	4	4	11	7	11	13	8	138	Shimane
25	Shiga	1	4	3		1		6	7	5	6	8	3	6	7	1	9	10	5	9	4	7	8	8	118	Shiga
45	Miyazaki	3	5	10		5		7	9	10	4	6	6	7	5	7	6	11	8	8	4	8	8	6	143	Miyazaki
18	Fukui	3	6	14		6		3	7	6	7	3	9	2	8	3	5	7	7	8	7	2	7	5	125	Fukui
31	Tottori	3	8	6		6		4	8	1	5	7	5	4	5	13	4	6	5	2	3	3	7	5	110	Tottori
	total	582	597	662		638		826	773	843	851	806	808	800	820	839	825	848	899	986	989	1,068	1,200	1,560	18,220	total

Data source : <https://anzeninfo.mhlw.go.jp/user/anzen/tok/anst00.htm>

Return to https://www.jisha.or.jp/english/statistics/202211_23.html