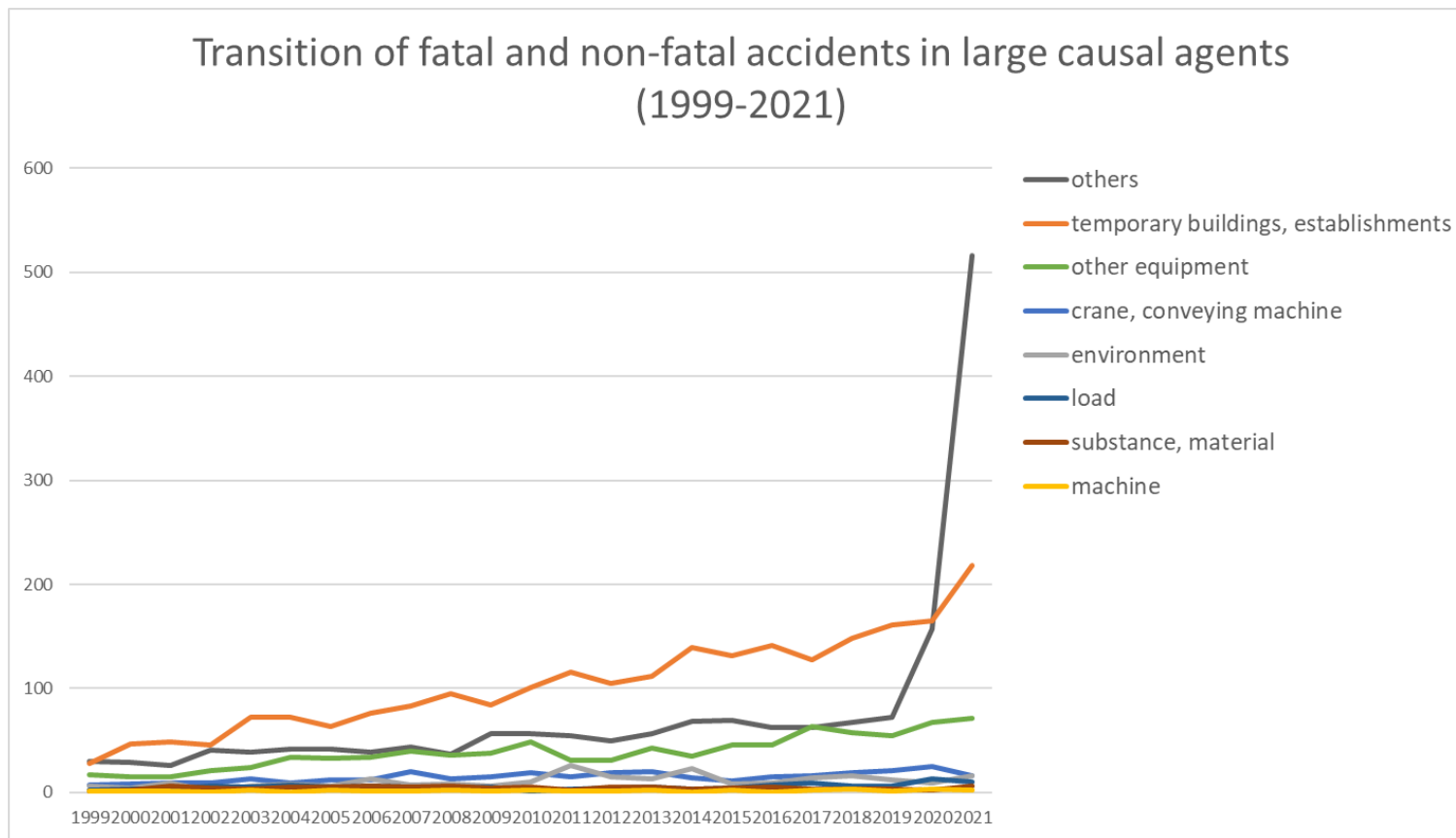
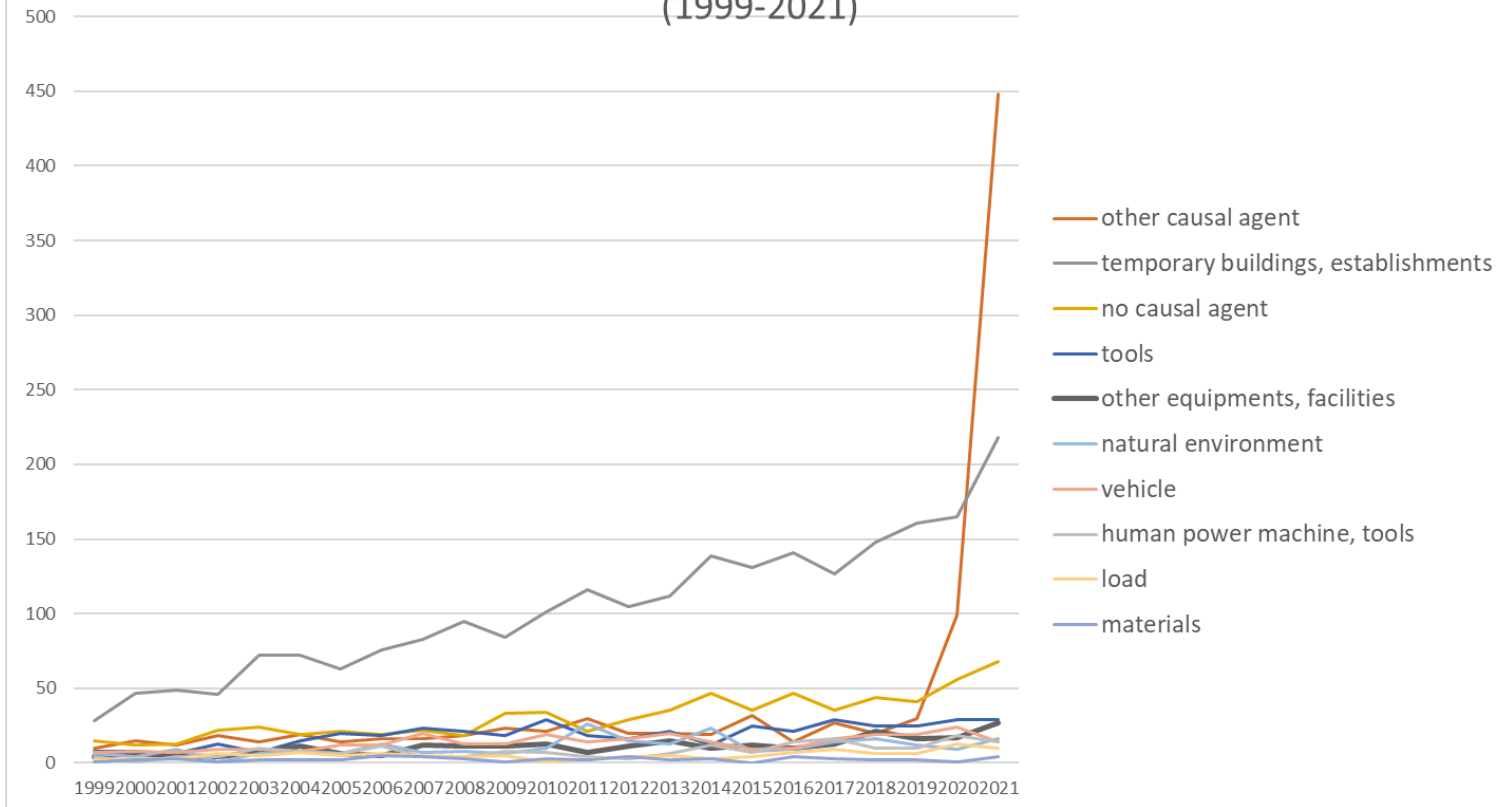


Transition of fatal and non-fatal accidents in each element like as causal agents, type of accidents, etc. in code no. 130102 general clinic (1999-2021)



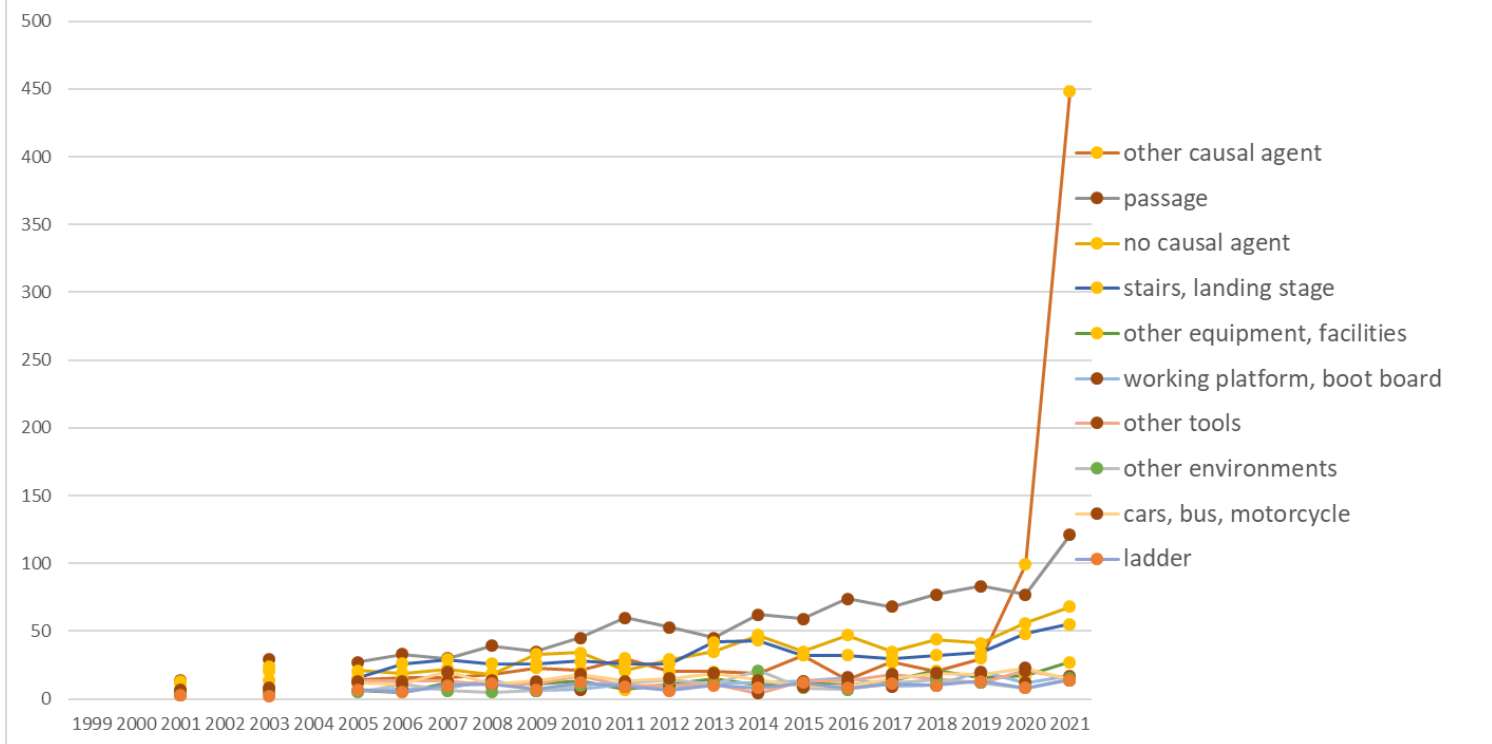
Transition of fatal and non-fatal accidents in large causal agents in code no. 130102 general clinic (1999-2021)

Transition of fatal and non-fatal accidents in top 10 middle causal agents  
(1999-2021)



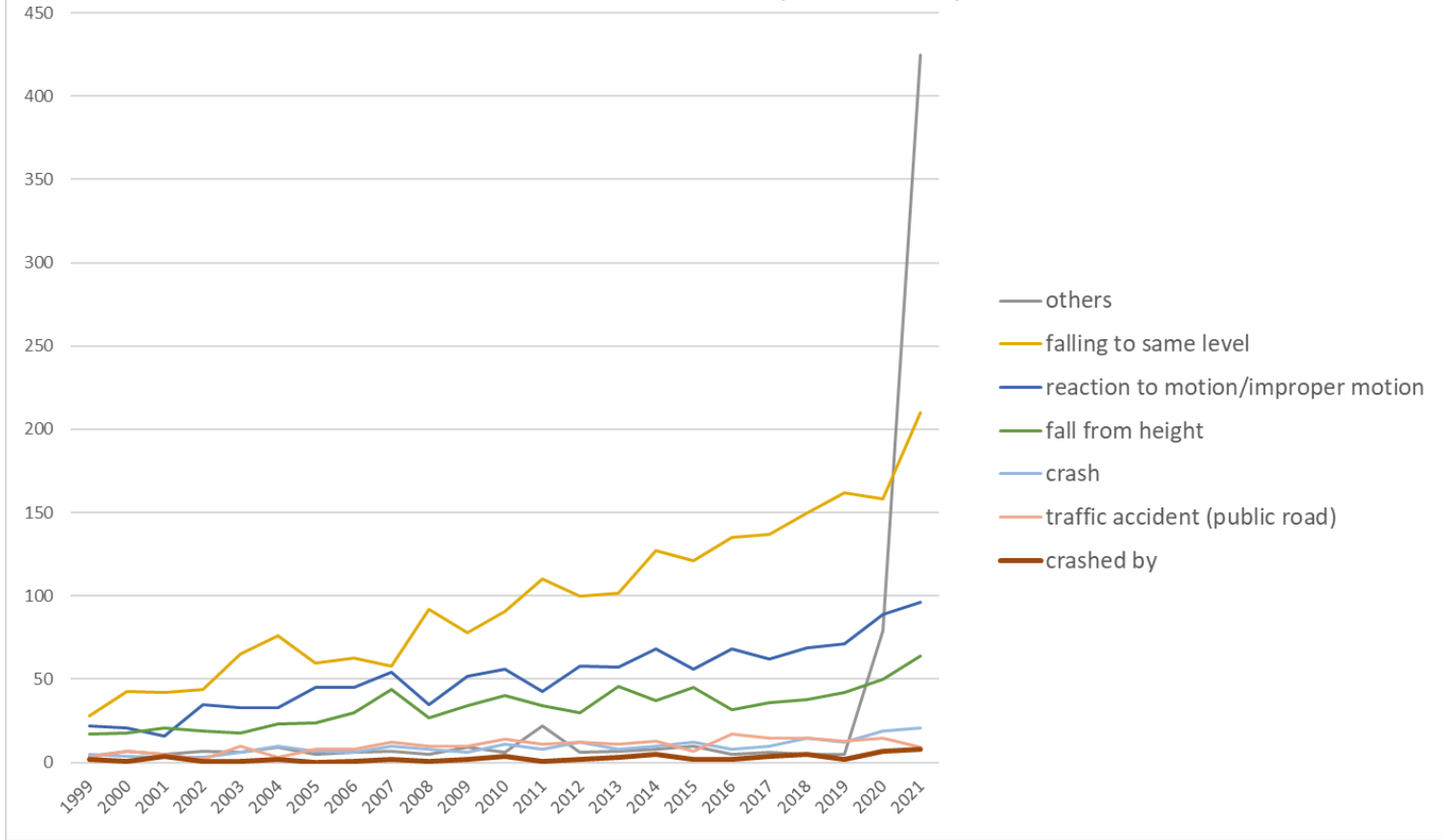
Transition of fatal and non-fatal accidents in middle causal agents in code no. 130102 general clinic (1999-2021)

### Transition of fatal and non-fatal accidents in top 10 small causal agents (1999-2021)



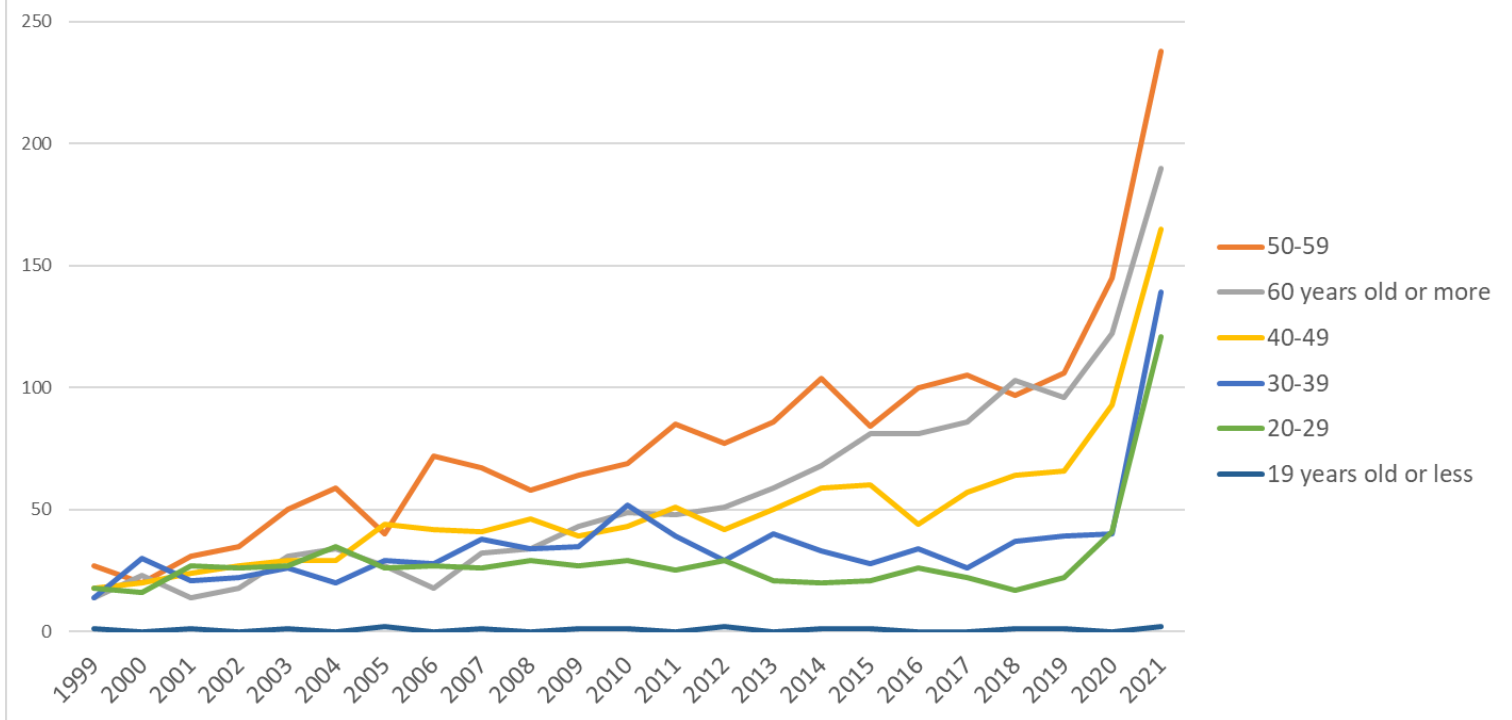
Transition of fatal and non-fatal accidents in small causal agents in code no. 130102 general clinic (1999-2021)

Transition of fatal and non-fatal accidents in top 7 type of accidents  
(1999-2021)



Transition of fatal and non-fatal accidents in type of accidents in code no. 130102 general clinic (1999-2021)

Transition of fatal and non-fatal accidents in workers ages (1999-2021)



Transition of fatal and non-fatal accidents in workers ages in code no. 130102 general clinic (1999-2021)





















	mechanism																							mechanism
132	band sawing machine																							band sawing machine
133	wood planer machine																							wood planer machine
134	hollow chisel mortiser, wood borer																							hollow chisel mortiser, wood borer
135	chamfering machine, router, woodworking milling machine																							chamfering machine, router, woodworking milling machine
136	chain saw																							chain saw
139	other woodworking machines																							other woodworking machines
141	leveling, transporting or loading machine																							leveling, transporting or loading machine
142	excavating machine																							excavating machine
143	foundation work machine																							foundation work machine
144	hardening machine																							hardening machine
145	demolition machine																							demolition machine
146	vehicle for high lift work																							vehicle for high lift work









08	cut	5	3	6	5	6	6	5	6	7	5	6	5	3	3	3	4	5	5	8	4	5	6	7	118	cut
07	caught in/between	2	2	5	4	10	5	2	6	3	8	6	8	4	1	3	6	7	6	11	6	7	10	5	127	caught in/between
11	contact to high/low-temperature	3	2	2	2	2	5	4	4	2	5	2	2	5	2	5	1	2	1	2	5	4	2	2	66	contact to high/low-temperature
12	contact to harmful substance	1	1	1	3	1	3	2	8				1		1	1	2	2	1		1	1		2	32	contact to harmful substance
05	collapse			3		1			1	2		1	1			2	1		2	1		2	1	2	20	collapse
04	struck by flying or falling object			5	1	4	2	3	3	2	4	2	4	3	2	5	2	4	3	3	5	2		1	60	struck by flying or falling object
99	unclassifiable					1		1		1					1	1	1	2		1	1	2	5	1	18	unclassifiable
13	electric shock											1				1								1	3	electric shock
18	traffic accident (others)															1								1	2	traffic accident (others)
10	drown													4											4	drown
14	explosion							2			1														3	explosion
16	fire				2					1															3	fire
09	injury to the sole of the foot																									injury to the sole of the foot
15	burst																									burst
	total	92	109	118	128	164	177	168	187	205	201	209	243	248	230	256	285	275	285	296	319	330	441	855	5,821	total



4	April	6	8	10	9	14	20	17	15	9	9	20	18	16	17	12	20	19	25	21	21	21	38	141	506	April
1	January	6	11	16	10	12	14	20	12	32	11	19	31	21	29	22	24	29	36	30	41	29	27	135	617	January
5	May	5	4	12	12	15	10	11	14	19	16	14	15	17	14	23	20	17	16	16	30	19	39	126	484	May
8	August	7	14	10	8	14	10	13	13	17	16	11	16	22	19	26	21	28	23	21	26	33	39	89	496	August
3	March	11	7	5	11	12	17	11	18	11	16	18	26	28	24	18	22	16	27	20	16	24	36	60	454	March
9	September	7	9	10	14	9	20	12	20	13	21	11	23	21	18	15	16	24	21	32	28	25	38	58	465	September
7	July	11	11	9	12	22	9	19	11	6	12	27	23	15	11	17	27	21	14	35	25	35	42	52	466	July
2	February	11	9	13	6	14	18	10	15	21	24	22	22	24	19	30	36	21	27	27	35	19	26	50	499	February
6	June	7	6	9	8	10	16	12	17	25	17	21	23	19	28	19	26	29	26	26	28	33	44	41	490	June
11	November	5	9	6	13	9	13	14	11	12	27	16	13	19	14	20	18	28	24	22	23	31	36	36	419	November
10	October	6	8	11	13	23	13	13	20	19	20	18	19	23	16	30	25	24	21	21	26	26	33	34	462	October
12	December	10	13	7	12	10	17	16	21	21	12	12	14	23	21	24	30	19	25	25	20	35	43	33	463	December
	total	92	109	118	128	164	177	168	187	205	201	209	243	248	230	256	285	275	285	296	319	330	441	855	5,821	total

Transition of fatal and non-fatal accidents in prefectures in code no. 130102 general clinic (1999-2021)

code	Prefecture	1999	2000	2001	2002	2003	2004	2005	2006	2007	2008	2009	2010	2011	2012	2013	2014	2015	2016	2017	2018	2019	2020	2021	total	Prefecture
13	Tokyo	5	8	6		11		3	4	16	10	16	22	14	13	14	12	20	20	20	22	26	57	92	411	Tokyo
40	Fukuoka	13	9	7		6		16	13	17	21	17	24	16	11	22	20	25	25	34	29	20	30	77	452	Fukuoka
27	Osaka	5	7	2		9		9	18	22	10	14	15	15	18	16	16	15	22	14	24	30	29	73	383	Osaka
23	Aichi	5	9	7		10		8	12	15	12	11	13	11	9	10	16	14	18	19	11	17	25	59	311	Aichi
28	Hyogo	4	4	3		5		9	4	8	8	7	12	9	14	9	10	9	7	12	16	18	18	57	243	Hyogo
11	Saitama	3	4	3		10		11	7	6	5	7	10	4	13	15	12	11	12	14	11	20	22	38	238	Saitama
14	Kanagawa	1	2	5		6		8	14	7	8	6	15	7	4	8	11	16	12	9	13	10	18	31	211	Kanagawa
33	Okayama	1		1		3		2	5	1	5	5	3	8	2	5	2	6	2	3	3	2	9	31	99	Okayama



37	Kagawa	2	3	2		2		3		1	3		7	4	3	3	5	3	3	1	3	1	9	7	65	Kagawa
44	Oita	1	2	1				6		1	1	3	2	3	3	3	5	2	2	3	2	2	6	7	55	Oita
35	Yamaguchi	3	1	4		5		5	4	10		4	1	5	5	5	7	6	8	6	3	9	1	6	98	Yamaguchi
20	Nagano		1	1		8		1	4	5	4	2	4	1	2	4	8	4	1	4	3	3	8	6	74	Nagano
15	Niigata	2	2	4		7		1	1	1	6	3	6	3	2	2	1	6	4	1	4	4	4	6	70	Niigata
6	Yamagata	2	3	3		3				2	2	2	3	3	3	3	5	1	1	3	2	6	5	6	58	Yamagata
25	Shiga	3	3			3		3	4	3	2			4	4		1	4	5	3	3	1	1	6	53	Shiga
3	Iwate		1	1		1		2			1	6	2	14	2	3	4	3	5	6	1	4	2	5	63	Iwate
5	Akita	1	2			2		2	2		1	2	1	2	3		1	3	1	1	4	2	3	5	38	Akita
30	Wakayama	1						3	2	5	2	3	3	5	2	3		2	5	4	1	3	3	4	51	Wakayama
16	Toyama	3		3		1		1	1	2		2	3	1	2	3	3	1		1	2		3	4	36	Toyama
9	Tochigi	3	1	2		1		2	2	2	2	1	3	2		1	1	4	1	1	3	1	1	3	37	Tochigi
32	Shimane	3	1	2		1		2	3			2	1	3	2		4	1	3	1	3	2	3	2	39	Shimane
31	Tottori		2					2	5	3	2		2		1			3	1	2	2		1	2	28	Tottori
39	Kochi			2		3		2	2	1	1			1	3	2	2	1	3			1	1	1	26	Kochi
19	Yamanashi		1					1	1	2				1		1		1	2	2	1	1	2	1	17	Yamanashi
	total	92	109	118		164		168	187	205	201	209	243	248	230	256	285	275	285	296	319	330	441	855	5,516	total

Data source : <https://anzeninfo.mhlw.go.jp/user/anzen/tok/anst00.htm>

Return to [https://www.jisha.or.jp/english/statistics/202211\\_23.html](https://www.jisha.or.jp/english/statistics/202211_23.html)