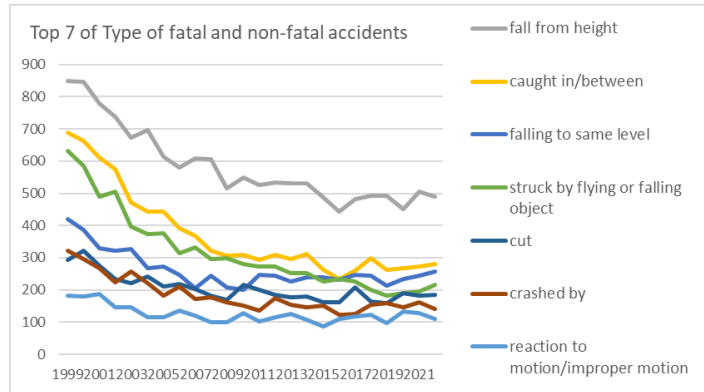
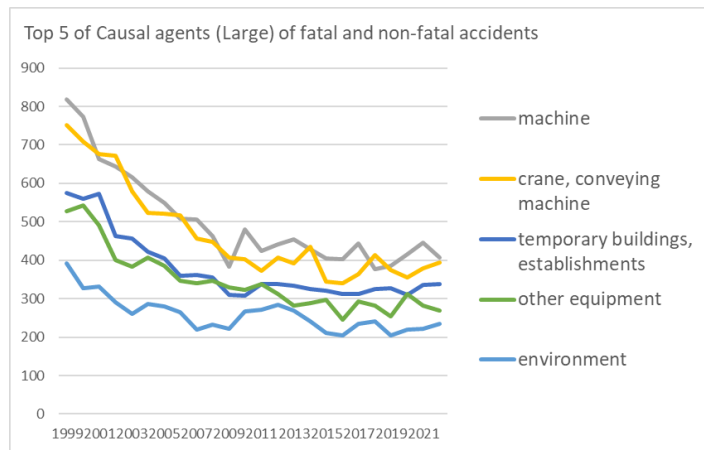


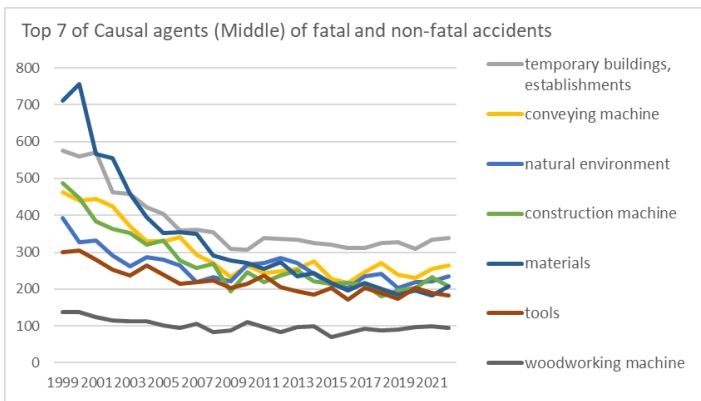
Transition of fatal and non-fatal accidents in 030199 other civil engineering work in Japan (1999-2022)



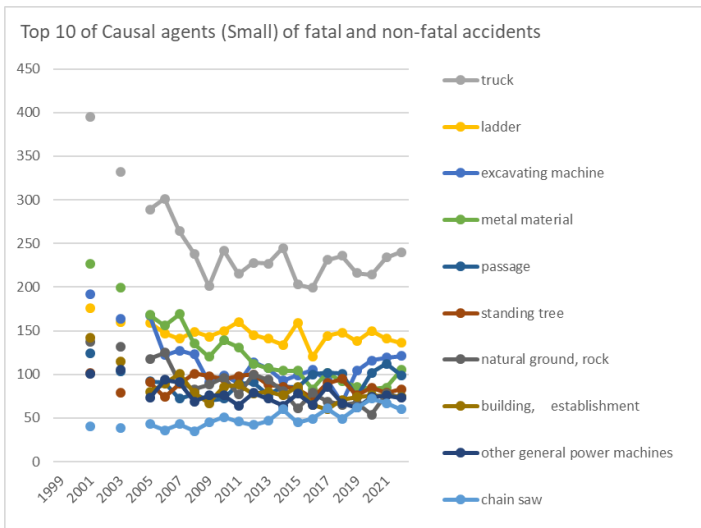
Transition of Top 7 of Type of fatal and non-fatal accidents in 030199 other civil engineering work in Japan (1999-2022)



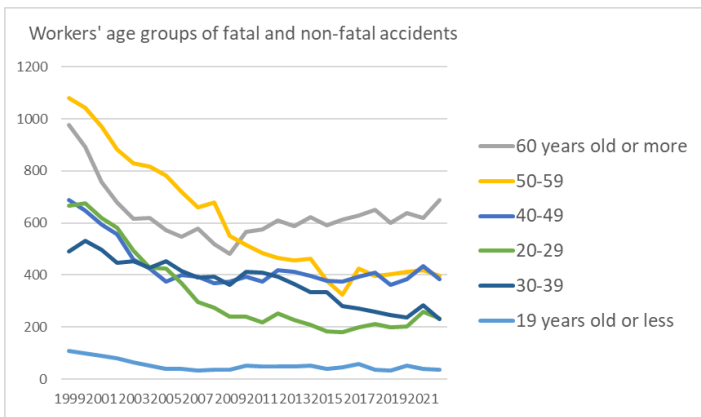
Transition of Top 5 of Causal agents (Large) of fatal and non-fatal accidents in 030199 other civil engineering work in Japan (1999-2022)



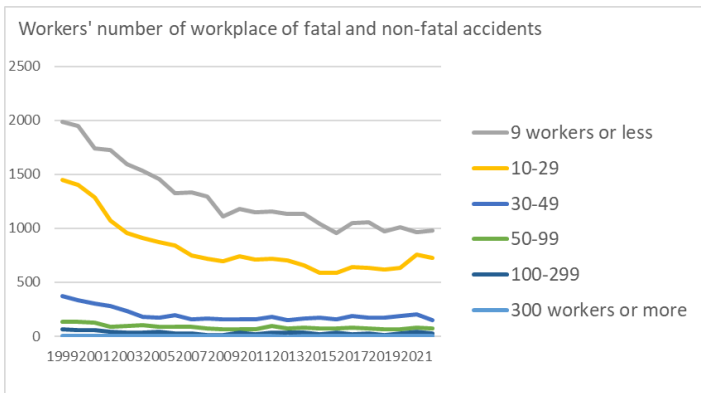
Transition of Top 7 of Causal agents (Middle) of fatal and non-fatal accidents in 030199 other civil engineering work in Japan (1999-2022)



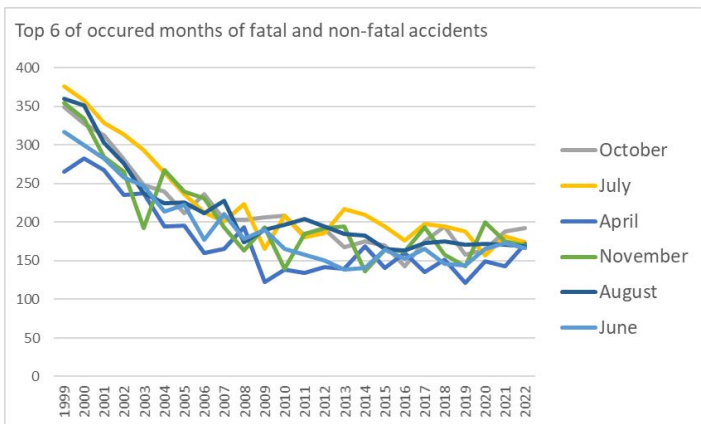
Transition of Top 10 of Causal agents (Small) of fatal and non-fatal accidents in 030199 other civil engineering work in Japan (1999-2022)



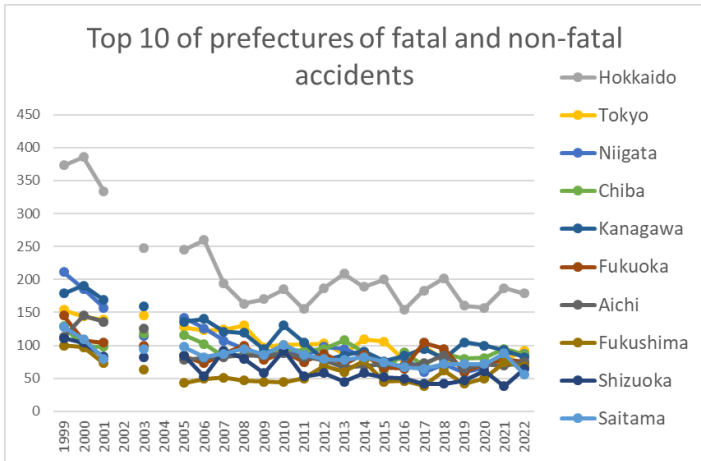
Transition of workers' age groups of fatal and non-fatal accidents in 030199 other civil engineering work in Japan (1999-2022)



Transition of workers' number of workplace of fatal and non-fatal accidents in 030199 other civil engineering work in Japan (1999-2022)



Transition of Top 6 of occurred months of fatal and non-fatal accidents in 030199 other civil engineering work in Japan (1999-2022)



Transition of Top 10 of prefectures of fatal and non-fatal accidents in 030199 other civil engineering work in Japan (1999-2022)

Transition of Type of fatal and non-fatal accidents in 030199 other civil engineering work in Japan (1999-2022)

Type of accidents	1999	2000	2001	2002	2003	2004	2005	2006	2007	2008	2009	2010	2011	2012	2013	2014	2015	2016	2017	2018	2019	2020	2021	2022	total	Type of accidents	
fall from height	850	847	778	737	672	697	615	580	609	605	516	549	527	534	532	530	488	443	483	492	493	450	506	491	14,024	fall from height	
caught in/between	688	664	610	575	471	442	444	391	368	322	307	309	293	309	296	311	261	233	259	298	262	268	272	281	8,934	caught in/between	
falling to same level	420	386	330	321	328	267	272	246	205	243	207	201	248	243	226	238	238	230	248	243	213	233	244	257	6,287	falling to same level	
struck by flying or falling object	632	586	490	506	396	373	377	314	333	295	299	281	272	272	252	251	226	235	226	201	183	191	194	216	7,601	struck by flying or falling object	
cut	294	322	274	233	221	241	211	219	204	182	168	216	199	185	177	179	162	162	207	163	158	190	181	186	4,934	cut	
crashed by	321	297	267	224	257	222	183	210	171	177	161	152	135	175	153	147	151	124	126	154	158	147	161	141	4,414	crashed by	
reaction to motion/improper motion	181	179	187	146	146	115	116	135	119	99	99	128	103	114	125	108	87	110	117	124	98	134	128	110	3,008	reaction to motion/improper motion	
crash	189	189	188	173	144	119	128	119	117	99	93	118	107	92	115	93	97	84	109	97	101	118	88	99	2,876	crash	
traffic accident (public																											traffic accident

machine	752	708	676	672	580	523	522	516	456	447	406	403	372	408	391	435	345	341	364	414	375	355	380	395	11,236	conveying machine
temporary buildings, establishments	576	559	572	462	457	423	404	359	362	355	309	307	338	337	334	325	321	312	312	326	328	309	335	338	9,060	temporary buildings, establishments
other equipment	527	543	490	401	384	406	385	346	340	347	329	324	339	313	283	288	297	245	293	282	254	313	283	270	8,282	other equipment
environment	392	327	332	291	261	286	280	265	220	233	221	266	271	284	270	241	211	204	235	241	204	220	222	235	6,212	environment
substance, material	737	786	591	571	469	402	365	372	363	301	282	282	260	285	244	250	221	209	227	207	194	205	196	212	8,231	substance, material
others	108	82	95	74	72	65	67	68	40	53	59	52	51	50	57	53	43	61	55	63	54	70	134	62	1,588	others
load	102	108	106	110	80	84	71	54	63	68	55	64	57	65	62	57	55	44	47	58	51	39	58	48	1,606	load
total	4,012	3,886	3,525	3,225	2,918	2,769	2,643	2,488	2,351	2,268	2,044	2,178	2,112	2,184	2,095	2,078	1,898	1,819	1,976	1,967	1,845	1,926	2,053	1,968	58,228	total

Transition of Causal agents (Middle) of fatal and non-fatal accidents in 030199 other civil engineering work in Japan (1999-2022)

Causal (M) agents	1999	2000	2001	2002	2003	2004	2005	2006	2007	2008	2009	2010	2011	2012	2013	2014	2015	2016	2017	2018	2019	2020	2021	2022	total	Causal (M) agents
temporary buildings, establishments	576	559	572	462	457	423	404	359	362	355	309	307	338	337	334	325	321	312	312	326	328	309	335	338	9,060	temporary buildings, establishments
conveying machine	462	441	444	425	371	329	329	340	293	271	232	264	243	249	254	276	227	217	246	271	240	230	256	264	7,174	conveying machine
natural environment	392	327	332	291	261	286	280	265	220	233	221	266	271	284	270	241	211	204	235	241	204	220	222	235	6,212	natural environment
construction machine	487	446	383	364	351	320	331	277	258	269	193	247	220	236	250	222	215	217	211	180	197	204	232	208	6,518	construction machine
materials	710	756	567	556	457	395	353	354	349	291	277	270	254	274	234	243	217	197	217	201	186	197	182	207	7,944	materials

tools	301	305	279	252	236	265	240	214	219	223	203	214	237	206	193	186	204	171	204	190	173	203	189	183	5,290	tools
woodworking machine	137	137	124	116	112	112	101	95	105	83	88	111	98	83	97	100	70	81	92	88	91	96	99	95	2,411	woodworking machine
general machine	139	134	113	121	112	110	75	100	103	76	79	86	78	90	80	72	81	67	90	76	68	80	81	77	2,188	general machine
crane	160	165	135	164	121	119	119	94	99	107	94	85	72	79	82	85	65	67	61	87	81	80	81	69	2,371	crane
vehicle	130	102	97	83	88	75	74	82	64	69	80	54	57	80	55	74	53	57	57	56	54	45	43	62	1,691	vehicle
human power machine, tools	179	185	162	112	123	112	109	98	78	100	97	86	83	80	76	71	66	52	59	64	64	79	70	60	2,265	human power machine, tools
load	102	108	106	110	80	84	71	54	63	68	55	64	57	65	62	57	55	44	47	58	51	39	58	48	1,606	load
no causal agent	64	54	56	49	50	40	41	46	26	39	38	35	29	36	44	41	32	46	40	47	44	47	38	43	1,025	no causal agent
metal manufacturing machine	48	47	37	41	31	32	36	34	35	29	19	35	25	32	22	33	30	36	44	24	26	32	25	25	778	metal manufacturing machine
other equipments, facilities	34	39	30	25	12	21	29	24	30	20	22	19	13	23	14	24	22	17	24	22	14	23	19	20	540	other equipments, facilities
other causal agent	35	18	31	20	16	19	23	16	13	10	14	11	17	13	9	9	11	14	14	15	8	23	94	16	469	other causal agent
hazards, harmful substances	27	30	24	15	12	7	12	18	14	10	5	12	6	11	10	7	4	12	10	6	8	8	14	5	287	hazards, harmful substances
welding equipment	6	4	5	3	2	3	5	2	8	1	4	2	3	1		2	2	2	2	3	1	2	1	4	68	welding equipment
unclassifiable	9	10	8	5	6	6	3	6	1	4	7	6	5	1	4	3		1	1	1	2		2	3	94	unclassifiable
electric equipment	1	5	10	5	3	3	1	4	2	2	1	2	2	2		3	3	3	3	1	1	3	4	2	66	electric

other general power machines			101		105		73	94	91	69	76	76	64	79	72	64	78	65	86	67	62	74	76	73	1,545	other general power machines
chain saw			40		39		43	36	43	35	45	51	46	42	47	60	45	49	61	49	62	72	67	60	992	chain saw
mobile crane			108		96		98	78	78	91	80	70	57	65	66	71	54	61	55	73	67	64	63	54	1,449	mobile crane
cars, bus, motorcycle			89		77		69	77	56	61	74	51	52	78	50	68	49	52	53	51	48	42	41	54	1,192	cars, bus, motorcycle
hand tool			144		103		89	81	62	85	82	74	67	71	64	57	56	44	53	51	53	66	56	51	1,409	hand tool
other environments			64		37		48	45	24	28	31	43	49	55	51	49	52	33	48	44	32	44	47	50	874	other environments
working platform, boot board			69		64		51	48	43	61	51	44	35	40	28	54	42	47	48	44	47	24	36	49	925	working platform, boot board
no causal agent			56		50		41	46	26	39	38	35	29	36	44	41	32	46	40	47	44	47	38	43	818	no causal agent
stone, sand, substance			143		117		82	81	70	59	58	51	44	62	53	57	34	44	44	38	34	44	41	41	1,197	stone, sand, substance
load			91		65		53	39	49	51	43	55	43	53	52	44	48	36	36	47	45	36	52	41	979	load
lumber, bamboo			90		64		59	61	50	53	58	38	37	50	39	44	41	44	39	42	32	34	30	36	941	lumber, bamboo
other temporary buildings, establishments			76		61		63	46	49	37	35	42	47	47	53	43	38	34	47	36	50	39	49	34	926	other temporary buildings, establishments
other construction machines			69		66		64	59	53	54	35	40	62	47	47	60	35	38	33	35	30	24	39	33	923	other construction machines
stairs, landing stage			46		37		31	27	29	25	38	23	27	33	27	26	28	32	12	19	27	20	25	32	564	stairs, landing stage
leveling, transporting or loading machine			55		60		43	40	37	46	27	55	33	35	44	28	42	36	41	44	32	28	41	30	797	leveling, transporting or loading machine
roof, beam, haze, crossbeam, principal rafter			39		23		34	27	19	17	13	19	22	16	29	13	16	10	9	23	24	14	8	29	404	roof, beam, haze, crossbeam, principal rafter

other tools			65		37		50	40	52	43	30	35	56	43	33	39	26	34	44	30	21	30	33	28	769	other tools
circular sawing machine			65		52		39	46	49	34	26	41	34	29	34	28	16	22	19	23	20	15	19	26	637	circular sawing machine
high/cold temperature environment			23		12		15	18	13	15	1	31	21	26	32	19	15	18	25	37	27	35	15	26	424	high/cold temperature environment
other materials			107		77		44	56	60	44	41	42	42	50	35	38	38	26	32	29	34	36	26	25	882	other materials
other equipment, facilities			30		12		29	24	30	20	22	19	13	23	14	24	22	17	24	22	14	23	19	20	421	other equipment, facilities
slinging tool			38		39		31	27	26	31	30	29	21	18	19	13	19	17	16	12	14	23	15	19	457	slinging tool
other causal agent			31		16		23	16	13	10	14	11	17	13	9	9	11	14	14	15	8	23	94	16	377	other causal agent
grinding machine, buffing machine			17		20		20	13	17	17	13	21	14	21	11	21	21	17	38	14	18	20	15	15	363	grinding machine, buffing machine
crane			23		19		12	12	14	10	12	13	11	13	12	12	10	5	4	9	9	15	13	13	241	crane
scaffolding			44		39		36	19	30	39	21	10	18	20	28	17	19	13	20	12	16	15	16	12	444	scaffolding
other metal manufacturing machines			18		9		15	17	14	9	5	12	8	10	9	12	8	17	6	7	7	12	8	9	212	other metal manufacturing machines
demolition machine			19		20		16	20	8	9	13	17	6	11	19	12	14	12	15	11	10	14	10	8	264	demolition machine
other woodworking machines			14		19		17	13	11	12	15	18	16	12	15	9	9	8	12	14	9	7	13	8	251	other woodworking machines
foundation work machine			19		9		20	12	13	17	13	11	9	14	18	11	10	12	9	10	7	11	10	8	243	foundation work machine
other powered conveying machines			21		15		12	14	7	7	6	9	10	8	11	13	6	7	4	12	5	5	5	8	185	other powered conveying machines
machine/equipment as load			15		15		18	15	14	17	12	9	14	12	10	13	7	8	11	11	6	3	6	7	223	machine/equipment as load

other vehicles			7		10		5	5	8	8	5	3	5	2	5	6	4	5	4	5	6	2	2	7	104	other vehicles
loader			4		2		3	5	2	3	2		1	1	1	3	2	2		2	3	1	4	6	47	loader
human power hauling equipment			16		12		12	13	12	10	10	10	11	6	9	11	7	7	4	8	8	8	7	5	186	human power hauling equipment
opening			10		6		8	3	10	9	9	6	7	7	7	8	5	9	7	12	11	14	13	5	166	opening
rough terrain hauler			8		6		10	6	7	5	12	7	7	3	3	3	9	2	4	4	4	2	4	5	111	rough terrain hauler
vehicle for high lift work			3		1		1	2	5	5	4	2	5	2	4	1	3	4	2	4	2	3	7	5	65	vehicle for high lift work
mixer, grinder			12		6		2	6	12	7	3	9	12	11	8	8	2	2	4	9	6	6	5	4	134	mixer, grinder
timbering			22		9		9	9	9	10	5	5	5	5	5	2	2	2	7	8	5	5		4	128	timbering
hardening machine			26		31		20	22	15	15	10	23	15	13	11	17	12	10	17	9	12	8	6	3	295	hardening machine
unclassifiable			8		6		3	6	1	4	7	6	5	1	4	3		1	1	1	2		2	3	64	unclassifiable
human power cranes					3			1	2	2	2		3	2	1	3	1		1			1	3	3	28	human power cranes
forklift			5		6		8	8	7	7	6	3	7	4	6	5	4	3	5	7	9	3	7	2	112	forklift
conveyor			9		10		5	6	6	11	4	3	3	4	5	4	2	4	2	8	3	4	2	2	97	conveyor
water			4		1		5	2	2	2	2	1	23	2	2	6		1	2		2	2	2	2	63	water
other hazards, harmful substances			3		2		3	3	2	4	1	5	3	2	3		1	5	3	2	2	4	9	2	59	other hazards, harmful substances
other powered crane			4		5		9	2	7	3	2		3		3	1		1	2	4	3	1	2	2	54	other powered crane
harmful substance			8				1	6	5	2	1	4		3	6	2	2	3	3				2	2	50	harmful substance
gas welding equipment			3		2		3	1	3		3	1	3			1		2	1	3	1		1	2	30	gas welding equipment
other welding equipment			1					1	1		1			1		1								2	8	other welding equipment

human power machine			2		5		8	3	2	3	3	2	2	1	2		2	1	1	5	3	4	4	1	54	human power machine	
power transmission mechanism			5		9		4	2	4	5	1	1	3	1	4	1	5	1	1	3		1	1	1	53	power transmission mechanism	
inflammable gas			5		6		5	5	3	1		2	1	3	1	3		2	1	2	2	3		1	46	inflammable gas	
other electrical equipment			8		1			1	1	1	1	2		1		1			1			2	4	1	25	other electrical equipment	
other pressure vessels			3		7		1	2	1					1		2			1	2		1		1	23	other pressure vessels	
wood planer machine			4		1		1		2	2	1	1	1		1	1			2		2		1		1	21	wood planer machine
transmission			2		1			1		1				1		2	2	3	1	1	1	1		1	18	transmission	
felling machine																	4	1	2	4	1	2	2	1	17	felling machine	
railway equipment			2				2				1			1	1	3	1			1				1	13	railway equipment	
lathe									1	3		1	1					1		1	1		1	1	11	lathe	
railway vehicle			1		1						1											1		1	5	railway vehicle	
other mobile silviculture machine																							3	1	4	other mobile silviculture machine	
inflammable substance			7		4		3	3	3	3	3	1	2	3		2	1	2	3	1	3	1	3		48	inflammable substance	
abnormal environment			2				3	1	1	4	1		3	1	3				1				1		21	abnormal environment	
engine			1				2		2	2	3				1	1			2	1	1		2		18	engine	
drill press, milling machine			2		2			4	2		1			1				1		1					14	drill press, milling machine	
arc welding equipment			1				2		4	1		1					2		1			2			14	arc welding equipment	

Kagawa	41	40	24		30		38	29	24	25	23	25	19	16	20	11	14	15	16	20	22	17	24	20	513	Kagawa
Shiga	44	39	20		23		11	28	13	28	21	21	11	21	18	18	16	14	16	16	20	12	18	17	445	Shiga
Okinawa	16	21	18		13		13	8	23	12	8	18	26	21	14	14	10	18	21	21	23	14	16	17	365	Okinawa
Tottori	30	29	25		16		8	19	10	9	13	7	4	11	13	13	13	12	9	8	13	18	5	16	301	Tottori
Yamanashi	48	31	27		46		20	33	18	25	20	21	9	14	18	13	14	13	25	19	7	17	9	15	462	Yamanashi
Shimane	34	42	38		26		18	30	23	30	14	11	22	21	19	13	16	19	11	18	16	9	11	15	456	Shimane
Tokushima	77	53	36		31		27	37	28	29	20	22	31	18	13	22	20	21	21	17	23	22	35	13	616	Tokushima
Yamaguchi	41	35	47		43		18	38	36	29	24	29	32	20	25	24	25	21	34	17	10	18	27	13	606	Yamaguchi
Wakayama	46	49	37		20		24	24	25	15	23	17	26	26	21	10	15	11	17	14	15	11	15	6	467	Wakayama
total	4,012	3,886	3,525	3,225	2,918	2,769	2,643	2,488	2,351	2,268	2,044	2,178	2,112	2,184	2,095	2,078	1,898	1,819	1,976	1,967	1,845	1,926	2,053	1,968	58,228	total

Data Source : <https://anzeninfo.mhlw.go.jp/user/anzen/tok/anst00.html> MHLW, Jaan

Return to https://www.jisha.or.jp/english/statistics/202312_05.html