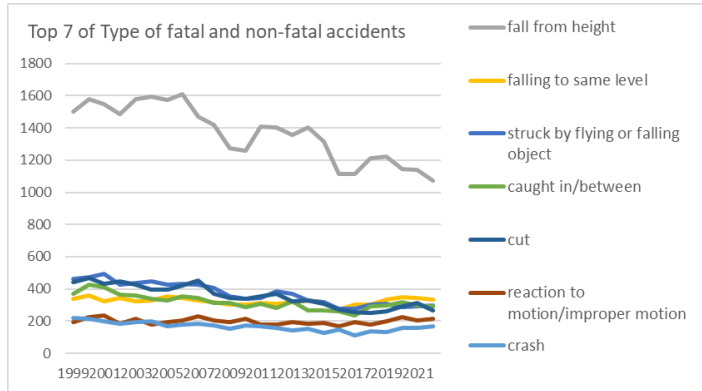
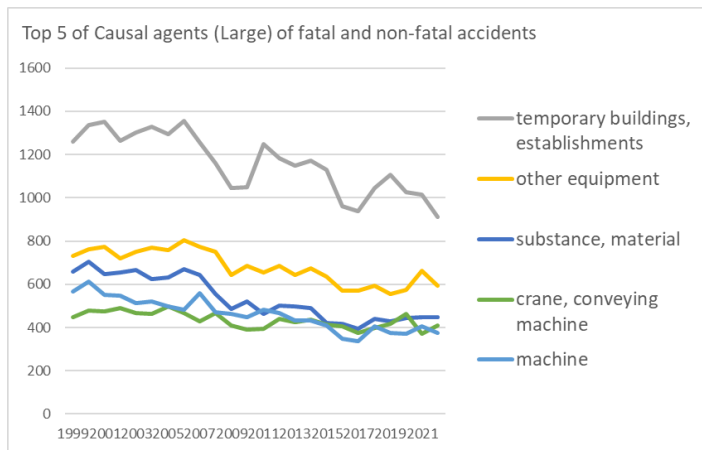


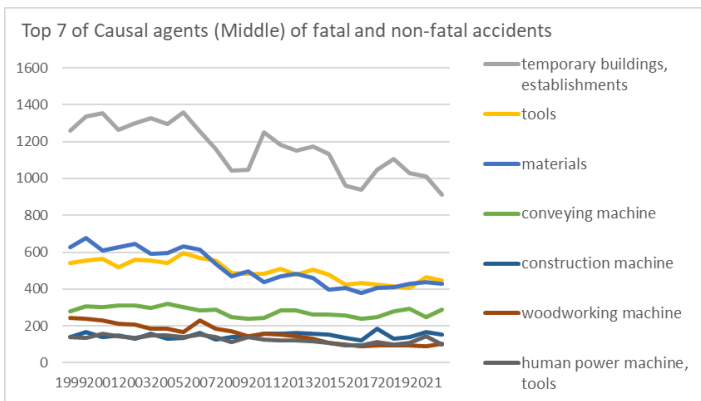
Transition of fatal and non-fatal accidents in 030209 other building construction work in Japan (1999-2022)



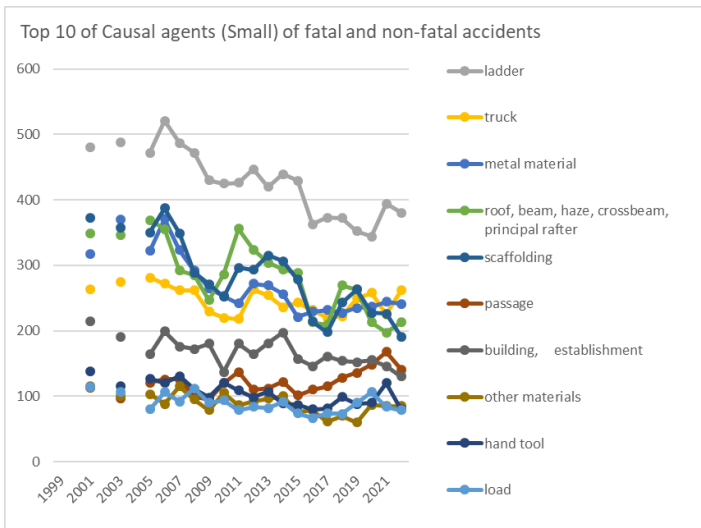
Transition of Top 7 of Type of fatal and non-fatal accidents in 030209 other building construction work in Japan (1999-2022)



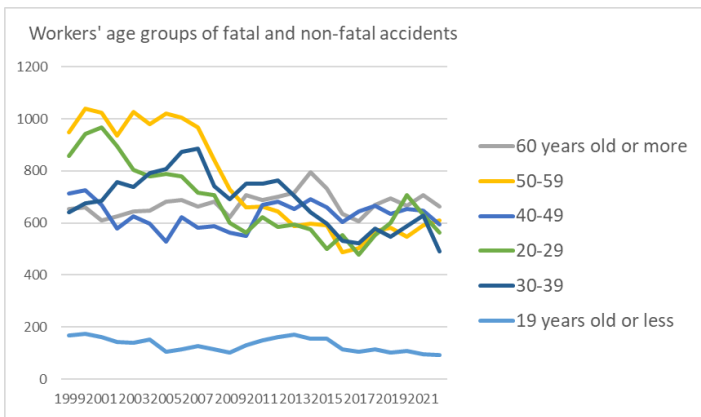
Transition of Top 5 of Causal agents (Large) of fatal and non-fatal accidents in 030209 other building construction work in Japan (1999-2022)



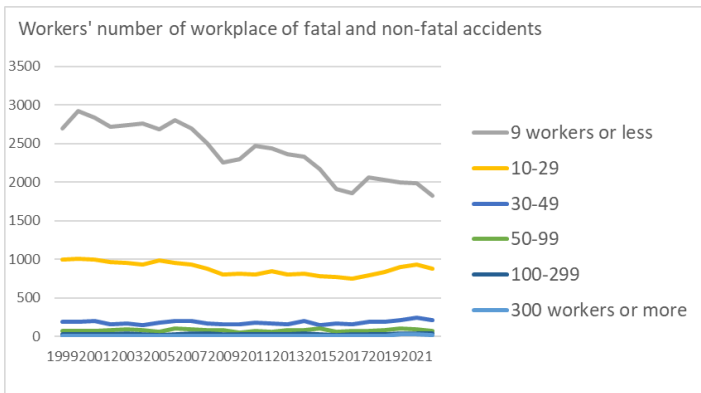
Transition of Top 7 of Causal agents (Middle) of fatal and non-fatal accidents in 030209 other building construction work in Japan (1999-2022)



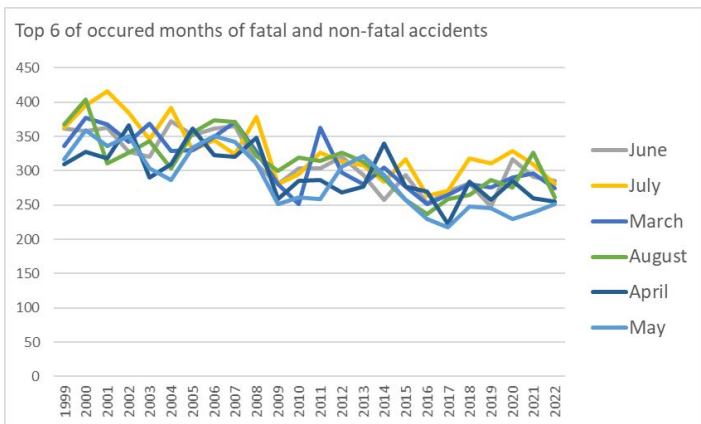
Transition of Top 10 of Causal agents (Small) of fatal and non-fatal accidents in 030209 other building construction work in Japan (1999-2022)



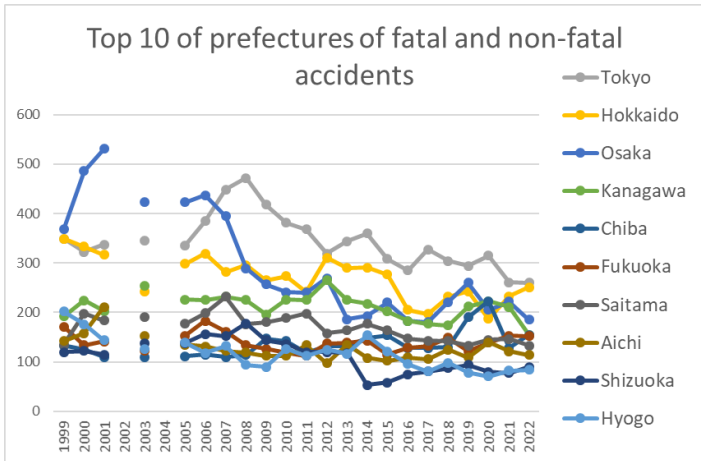
Transition of workers' age groups of fatal and non-fatal accidents in 030209 other building construction work in Japan (1999-2022)



Transition of workers' number of workplace of fatal and non-fatal accidents in 030209 other building construction work in Japan (1999-2022)



Transition of Top 6 of occurred months of fatal and non-fatal accidents in 030209 other building construction work in Japan (1999-2022)



Transition of Top 10 of prefectures of fatal and non-fatal accidents in 030209 other building construction work in Japan (1999-2022)

Transition of Type of fatal and non-fatal accidents in 030209 other building construction work in Japan (1999-2022)

Type of accidents	1999	2000	2001	2002	2003	2004	2005	2006	2007	2008	2009	2010	2011	2012	2013	2014	2015	2016	2017	2018	2019	2020	2021	2022	total	Type of accidents
fall from height	1,502	1,578	1,546	1,485	1,581	1,593	1,575	1,611	1,470	1,418	1,276	1,260	1,407	1,401	1,356	1,402	1,317	1,114	1,113	1,211	1,223	1,143	1,139	1,074	32,795	fall from height
falling to same level	339	359	323	344	323	328	353	345	329	320	302	300	311	306	319	330	319	273	304	300	331	351	342	334	7,785	falling to same level
struck by flying or falling object	460	471	496	424	439	447	426	433	424	408	356	340	344	384	370	327	317	278	277	301	306	287	293	299	8,907	struck by flying or falling object
caught in/between	372	427	409	364	361	336	330	356	344	315	311	285	310	284	322	268	266	261	234	292	297	317	297	294	7,652	caught in/between
cut	443	467	433	447	427	396	395	422	450	371	346	339	355	369	325	328	306	272	258	251	263	294	311	268	8,536	cut
reaction to motion/improper motion	196	225	234	184	214	178	192	205	229	206	193	216	178	179	196	184	187	166	192	180	198	225	202	212	4,771	reaction to motion/improper motion
crash	218	212	197	182	192	198	167	177	183	171	153	172	170	158	142	154	128	146	109	139	132	157	156	170	3,983	crash
crashed by	143	149	157	177	130	144	144	167	173	126	123	135	122	126	110	137	128	115	105	148	118	113	154	124	3,268	crashed by
collapse	111	121	96	124	122	99	120	118	141	114	92	92	103	94	107	89	72	88	93	85	100	87	88	74	2,430	collapse

traffic accident (public road)	80	90	87	94	78	94	88	88	63	109	70	97	93	104	78	116	101	114	88	105	81	116	79	74	2,187	traffic accident (public road)
contact to high/low-temperature	35	34	26	26	26	47	38	36	33	25	15	37	44	34	34	38	29	37	30	53	40	43	49	32	841	contact to high/low-temperature
injury to the sole of the foot	36	29	44	42	32	40	48	44	56	34	35	40	29	44	33	35	29	30	22	30	32	37	42	26	869	injury to the sole of the foot
others	12	28	17	11	27	14	11	24	18	15	18	17	25	22	18	10	11	7	12	12	11	82	130	16	568	others
contact to harmful substance	15	11	21	16	17	21	30	27	7	27	6	12	22	18	7	17	14	13	12	25	22	9	8	14	391	contact to harmful substance
electric shock	5	6	4	6	4	5	8	4	6	8	4	5	5	9	5	6	3	5	1	7	6	2	5	2	121	electric shock
fire	4	5	5	9	4	2	3	5	10	5	3	7	2	2		5	4	2	3	1	1	2	2	2	88	fire
traffic accident (others)	2	1	2	1		1	1	2					1	1	2	1			1	3	1		2	1	23	traffic accident (others)
unclassifiable	5	4	7	3	4	5	2	13	2	2	3	1	3	1	1	2	2	2	1	4	1	1	2		71	unclassifiable
explosion	4	1	9	2	1		1	4	5		4	3	1	4	1	3	4		2	1	1	1	2		54	explosion
drown	1	1					1	1		1	1		18						2	2					28	drown
burst		1	4		1	3		2	1						1					2	2	3	1		21	burst
total	3,983	4,220	4,117	3,941	3,983	3,951	3,933	4,084	3,944	3,675	3,311	3,358	3,543	3,540	3,427	3,452	3,237	2,923	2,859	3,152	3,166	3,270	3,304	3,016	85,389	total

Transition of Causal agents (Large) of fatal and non-fatal accidents in 030209 other building construction work in Japan (1999-2022)

Causal (L) agents	1999	2000	2001	2002	2003	2004	2005	2006	2007	2008	2009	2010	2011	2012	2013	2014	2015	2016	2017	2018	2019	2020	2021	2022	total	Causal (L) agents
temporary buildings, establishments	1,260	1,336	1,353	1,264	1,302	1,328	1,296	1,357	1,255	1,161	1,044	1,049	1,249	1,184	1,149	1,172	1,131	960	939	1,046	1,107	1,027	1,013	913	27,895	temporary buildings, establishments

other equipment	733	762	772	721	750	769	757	803	773	750	643	687	653	686	645	672	635	571	571	593	556	573	663	593	16,331	other equipment
substance, material	657	704	647	656	665	623	633	671	644	556	487	519	464	500	497	491	420	416	396	439	430	445	448	446	12,854	substance, material
crane, conveying machine	449	479	475	489	466	463	499	466	427	468	409	389	396	439	424	435	412	404	374	399	418	464	373	408	10,425	crane, conveying machine
machine	568	611	550	549	512	521	497	482	559	472	464	447	482	468	433	431	408	350	338	404	374	373	405	375	11,073	machine
others	102	128	114	86	108	73	74	103	87	65	98	71	81	72	86	82	72	70	80	87	89	165	199	98	2,290	others
environment	83	74	60	47	51	62	80	77	81	71	54	82	120	87	91	67	75	73	76	98	86	103	110	93	1,901	environment
load	131	126	146	129	129	112	97	125	118	132	112	114	98	104	102	102	84	79	85	86	106	120	93	90	2,620	load
total	3,983	4,220	4,117	3,941	3,983	3,951	3,933	4,084	3,944	3,675	3,311	3,358	3,543	3,540	3,427	3,452	3,237	2,923	2,859	3,152	3,166	3,270	3,304	3,016	85,389	total

Transition of Causal agents (Middle) of fatal and non-fatal accidents in 030209 other building construction work in Japan (1999-2022)

Causal (M) agents	1999	2000	2001	2002	2003	2004	2005	2006	2007	2008	2009	2010	2011	2012	2013	2014	2015	2016	2017	2018	2019	2020	2021	2022	total	Causal (M) agents
temporary buildings, establishments	1,260	1,336	1,353	1,264	1,302	1,328	1,296	1,357	1,255	1,161	1,044	1,049	1,249	1,184	1,149	1,172	1,131	960	939	1,046	1,107	1,027	1,013	913	27,895	temporary buildings, establishments
tools	543	556	562	518	559	556	540	594	568	557	486	483	484	512	478	507	480	426	433	422	413	408	465	449	11,999	tools
materials	629	677	611	629	645	592	595	633	616	535	469	498	438	470	484	459	395	404	379	408	409	427	436	429	12,267	materials
conveying machine	279	305	303	313	313	299	320	303	283	288	250	237	243	286	283	263	260	256	239	246	282	294	247	290	6,682	conveying machine
construction machine	142	168	141	147	132	158	133	137	163	127	138	141	160	158	164	160	153	135	124	187	131	140	165	153	3,557	construction machine
woodworking machine	242	239	232	212	206	186	186	169	229	185	173	144	160	152	143	129	107	100	92	96	96	96	92	103	3,769	woodworking machine

unclassifiable	8	8	11	8	8	6	4	5	5	3	5	4	1	2	2	4	1	1	1	3	1		1	1	93	unclassifiable
pressure vessel	4	7	4	5	5	4	4	3	1	6	3	4	5	3	4	2	2	6	3	3	1	3	2	1	85	pressure vessel
power transmission mechanism	1	4	4	1	3	1	2	2	2	3		1		1	2		2		1	1	2		2	1	36	power transmission mechanism
mobile silviculture machine																	1		2		1			1	5	mobile silviculture machine
kiln, caldron	1	2	3	9	3	1	6	5	1		3	1	2		2	1	2		2			2			46	kiln, caldron
engine	3	2	1		1	2	1	1		6			1	4	2			5		2	1	1	1		34	engine
chemical facilities	2	1			1	3		1		1							1			1	1	1			13	chemical facilities
total	3,983	4,220	4,117	3,941	3,983	3,951	3,933	4,084	3,944	3,675	3,311	3,358	3,543	3,540	3,427	3,452	3,237	2,923	2,859	3,152	3,166	3,270	3,304	3,016	85,389	total

Transition of Causal agents (Small) of fatal and non-fatal accidents in 030209 other building construction work in Japan (1999-2022)

Causal (S) agents	1999	2000	2001	2002	2003	2004	2005	2006	2007	2008	2009	2010	2011	2012	2013	2014	2015	2016	2017	2018	2019	2020	2021	2022	total	Causal (S) agents
ladder			480		488		472	521	487	472	430	425	426	447	420	439	429	363	373	372	352	344	394	380	8,514	ladder
truck			263		275		281	272	262	262	229	220	218	263	254	236	243	232	220	222	249	258	225	262	4,946	truck
metal material			317		370		322	371	323	292	265	253	242	272	269	256	221	229	232	227	235	237	244	241	5,418	metal material
roof, beam, haze, crossbeam, principal rafter			348		346		369	355	292	285	247	286	356	324	304	294	288	213	209	269	263	213	197	213	5,671	roof, beam, haze, crossbeam, principal rafter
scaffolding			372		357		350	387	349	289	271	252	296	293	315	306	278	214	198	243	263	227	226	191	5,677	scaffolding
passage			113		97		121	126	126	100	95	120	137	110	112	122	101	110	115	128	136	148	168	141	2,426	passage
building, establishment			215		190		164	199	176	172	180	137	180	164	181	197	157	146	161	154	152	155	146	130	3,356	building, establishment
other materials			115		100		103	88	115	95	79	105	86	92	96	100	76	78	61	70	60	87	85	85	1,776	other materials

other environments			20		12		36	40	20	24	20	21	26	38	30	23	28	27	24	35	24	30	30	32	540	other environments
high/cold temperature environment			15		12		8	17	16	15	5	24	29	23	27	20	12	23	23	38	34	33	39	31	444	high/cold temperature environment
opening			24		31		27	25	32	33	28	21	28	22	27	24	38	34	25	31	34	30	40	24	578	opening
other metal manufacturing machines			46		46		39	39	30	48	24	35	28	38	35	36	37	17	30	31	32	32	33	22	678	other metal manufacturing machines
other causal agent			29		36		21	38	24	13	19	11	22	16	25	22	14	15	18	20	14	83	128	21	589	other causal agent
leveling, transporting or loading machine			9		13		14	16	14	10	10	19	22	20	10	10	10	10	12	24	15	11	15	20	284	leveling, transporting or loading machine
forklift			16		17		21	15	13	11	8	11	13	11	19	14	7	15	10	16	25	26	18	19	305	forklift
other construction machines			28		35		33	32	38	21	44	39	28	38	25	28	21	18	13	22	13	11	16	17	520	other construction machines
other woodworking machines			37		30		29	23	37	31	26	24	29	19	28	17	14	17	12	12	23	13	13	17	451	other woodworking machines
natural ground, rock			17		14		18	13	26	10	11	17	17	12	18	14	13	3	12	9	13	28	20	16	301	natural ground, rock
chain saw			12		12		12	10	18	9	17	10	9	18	10	13	18	11	15	19	10	18	13	14	268	chain saw
standing tree			8		13		14	5	18	17	18	15	13	12	14	10	22	19	14	16	15	12	21	13	289	standing tree
human power hauling equipment			11		11		15	15	14	24	10	12	14	18	9	25	17	11	10	13	9	12	13	13	276	human power hauling equipment
slinging tool			20		18		17	16	17	19	16	10	12	13	12	18	12	13	14	8	13	8	13	12	281	slinging tool
crane			21		21		17	20	20	16	16	15	14	9	6	11	10	11	15	4	11	15	8	12	272	crane
wood planer machine			30		18		20	21	21	19	16	13	7	9	9	6	10	10	7	12	3	10	9	12	262	wood planer machine

machine/equipment as load			32		23		17	19	26	20	22	20	19	20	20	11	10	12	11	13	16	14	9	11	345	machine/equipment as load
harmful substance			15		10		20	21	3	8	2	10	16	14	3	11	6	5	6	16	8	4	3	9	190	harmful substance
vehicle for high lift work			6		7		5	6	13	10	4	9	5	9	6	6	3	2	8	10	9	8	6	8	140	vehicle for high lift work
mixer, grinder			11		9		12	11	4	4	9	12	9	5	8	5	1	7	5	8	2	9	4	7	142	mixer, grinder
other hazards, harmful substances			11		2		6	4	7	9	6	2	6	4	5	10	8	5	6	10	9	8	4	7	129	other hazards, harmful substances
gas welding equipment			5		8		5	4	5	1	2	11	2	3	3	4	2	2	2	2	5	2	4	5	77	gas welding equipment
conveyor			10		8		4	7	1	5	5	4	3	2	1	1	1	4	2	2	1	3	2	5	71	conveyor
hardening machine			7		4		1	3	6	3	5	1	3	1	1	4	5	3	1	5	2	2	2	5	64	hardening machine
human power cranes			4		5		4	1	3	3		3	1	1	3	2	2		2	2	2	4	9	5	56	human power cranes
foundation work machine			5		3		4	2	6	2	3	4	4	3	9	6	12	7	4	6	6	12	3	3	104	foundation work machine
timbering			9		5		6	8	5	2	6	4	3	5	2	5	4	5	3	2	3	1	3	3	84	timbering
other powered crane			14		11		8	11	8	9	8	12	8	10	7	3	8	4	4	6	8	6	5	2	152	other powered crane
power press			3		3		2	5	2	1	3	1	1	2	3	2	2	4	6	8		4	2	2	56	power press
other electrical equipment			6		3		1	2	2	1		5	4		2	2	4	4	2	2	1	3	5	2	51	other electrical equipment
other vehicles			1		1		4	1		3	2	5		3		3	2	1	1	2	2		3	2	36	other vehicles
gondola			2		3		3	1	2	2	3	1	3		3	2		1	2	3	1			2	34	gondola
loader					3		3	1	2						2		1				1			2	15	loader
other powered			10		10		8	6	5	6	7	2	7	10	5	8	5	4	5	6	4	4	1	1	114	other powered

conveying machines																									conveying machines	
inflammable substance			7		7		8	9	13	3	3	2		8	4	7	3	2	3	4	3	5	5	1	97	inflammable substance
transmission			3		4		10	6	3	4	4	4	3	8	5	5	4	5	1	7	6	2	1	1	86	transmission
unclassifiable			11		8		4	5	5	3	5	4	1	2	2	4	1	1	1	3	1		1	1	63	unclassifiable
human power machine			3		4		5	5	4	4	4	5	3	3	2	2	1	3	3	1	1	2	2	1	58	human power machine
elevator, lift			5		3		7	6	2	1	3	1	4	2	3	1	4	2	2	2	2	1	1	1	53	elevator, lift
other pressure vessels			3		3		2	3	1	5	3	3	4	2	4	1	2	5	3	3		3	2	1	53	other pressure vessels
drill press, milling machine			4		1		4	4	5	4	3	2	4	2	2	1	2	1	1		1		2	1	44	drill press, milling machine
shearing machine			1		3		1	1		2	2	3	1	1	2	3	2	2			1	3	1	1	30	shearing machine
power transmission mechanism			4		3		2	2	2	3		1		1	2		2		1	1	2		2	1	29	power transmission mechanism
band sawing machine			3		8		1	1	4	2	1		1		1		2	1			1	1	1	1	29	band sawing machine
rough terrain hauler			4				3	2		4	1		2		2	3	1		2		1	2	1	1	29	rough terrain hauler
hollow chisel mortiser, wood borer			5		4		1		2	1	2	3	1	1	1	1	1	1	1					1	26	hollow chisel mortiser, wood borer
abnormal environment										2		3	2	1	1									1	11	abnormal environment
injection molding machine																								1	2	injection molding machine
other mobile silviculture machine																								1	1	other mobile silviculture machine

Shiga	26	39	57		26		27	52	24	24	27	33	37	32	29	32	29	18	25	17	15	36	29	25	659	Shiga
Yamaguchi	79	70	42		54		46	47	28	34	36	42	50	31	41	49	28	41	24	28	32	21	39	24	886	Yamaguchi
Okayama	42	75	67		58		58	55	68	56	54	51	37	42	38	55	61	48	36	28	31	47	34	23	1,064	Okayama
Fukui	47	42	24		21		22	29	37	23	18	34	31	21	10	18	21	18	23	38	35	26	31	19	588	Fukui
Aomori	16	6	22		11		11	7	13	6	10	9	12	12	10	13	6	9	10	8	14	7	26	17	255	Aomori
Akita	76	50	67		41		44	42	25	36	28	30	34	44	31	35	8	17	12	10	8	16	18	15	687	Akita
Nara	29	44	33		61		40	34	42	49	37	28	21	23	42	17	26	9	14	20	23	17	18	15	642	Nara
Ishikawa	31	23	21		24		18	23	33	24	30	5	8	6	12	16	16	12	15	11	10	13	14	14	379	Ishikawa
Tottori	14	22	20		15		19	21	16	8	8	6	21	14	11	7	11	12	8	22	35	21	16	13	340	Tottori
total	3,983	4,220	4,117	3,941	3,983	3,951	3,933	4,084	3,944	3,675	3,311	3,358	3,543	3,540	3,427	3,452	3,237	2,923	2,859	3,152	3,166	3,270	3,304	3,016	85,389	total

Data Source : <https://anzeninfo.mhlw.go.jp/user/anzen/tok/anst00.html> MHLW, Jaan

Return to https://www.jisha.or.jp/english/statistics/202312_05.html