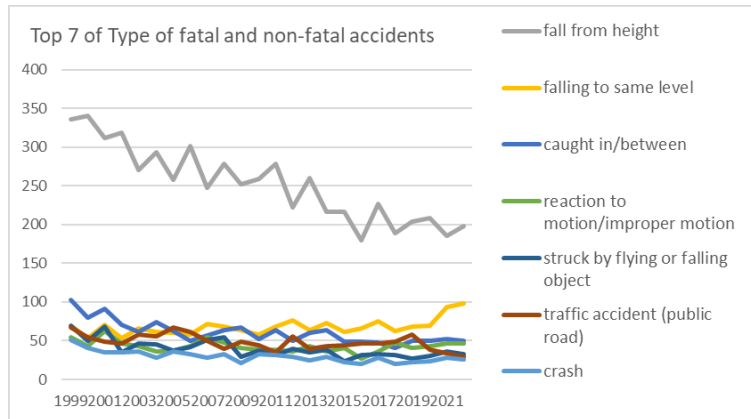
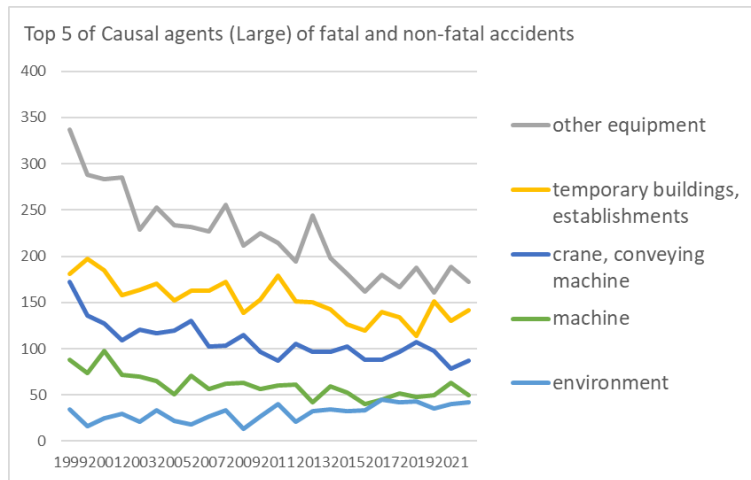


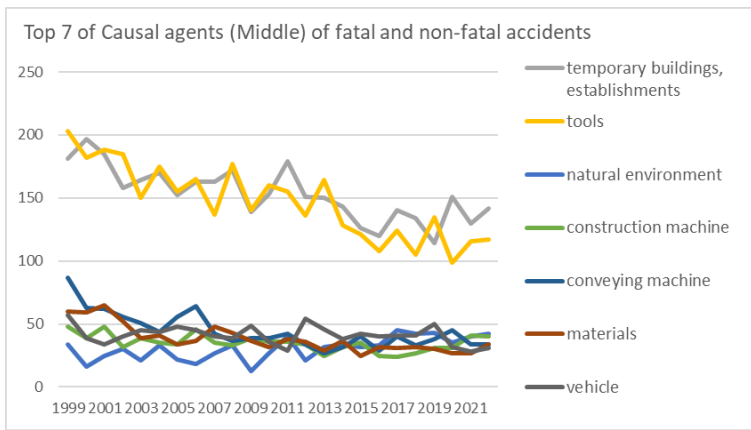
Transition of fatal and non-fatal accidents in 030301 electricity/telecommunication work in Japan (1999-2022)



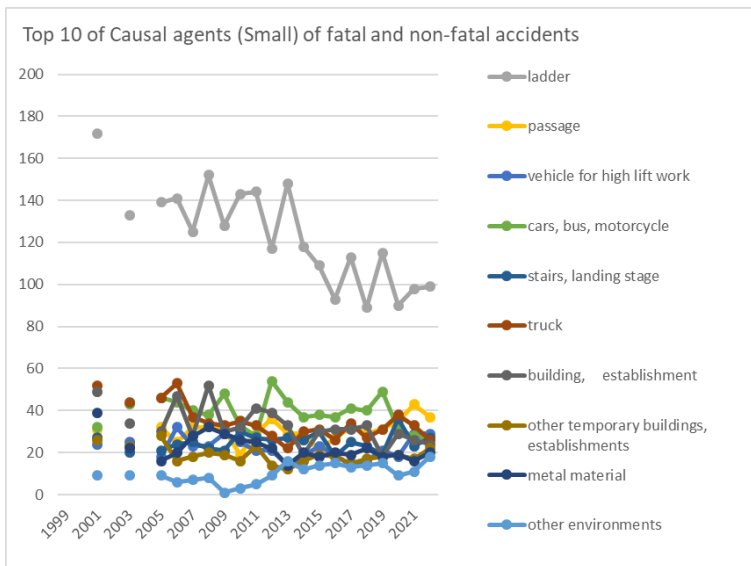
Transition of Top 7 of Type of fatal and non-fatal accidents in 030301 electricity/telecommunication work in Japan (1999-2022)



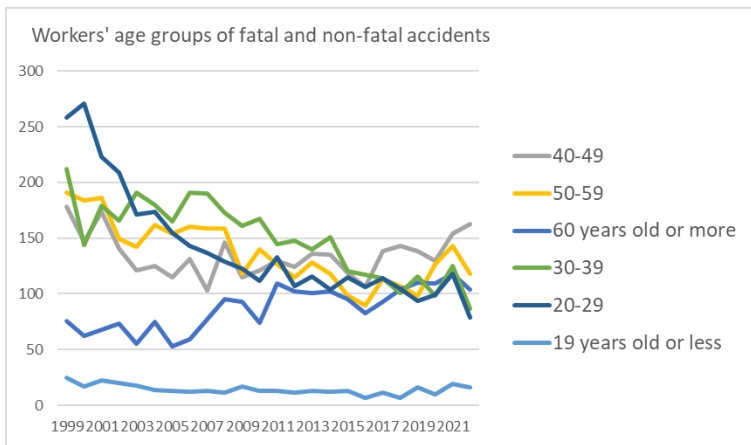
Transition of Top 5 of Causal agents (Large) of fatal and non-fatal accidents in 030301 electricity/telecommunication work in Japan (1999-2022)



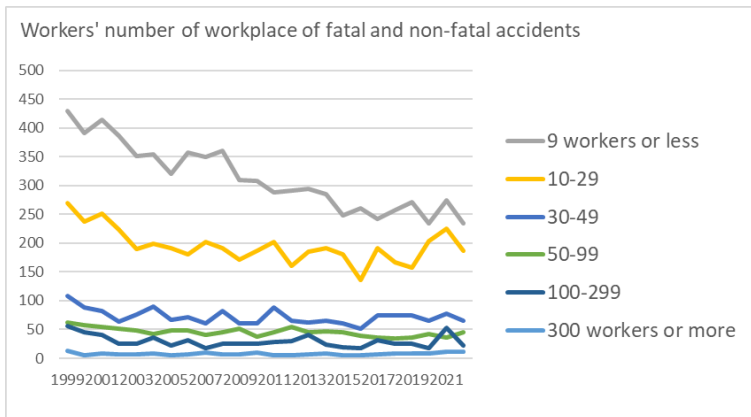
Transition of Top 7 of Causal agents (Middle) of fatal and non-fatal accidents in 030301 electricity/telecommunication work in Japan (1999-2022)



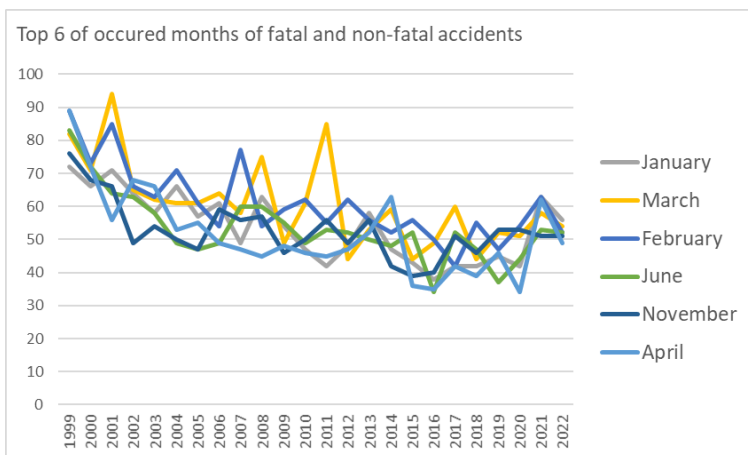
Transition of Top 10 of Causal agents (Small) of fatal and non-fatal accidents in 030301 electricity/telecommunication work in Japan (1999-2022)



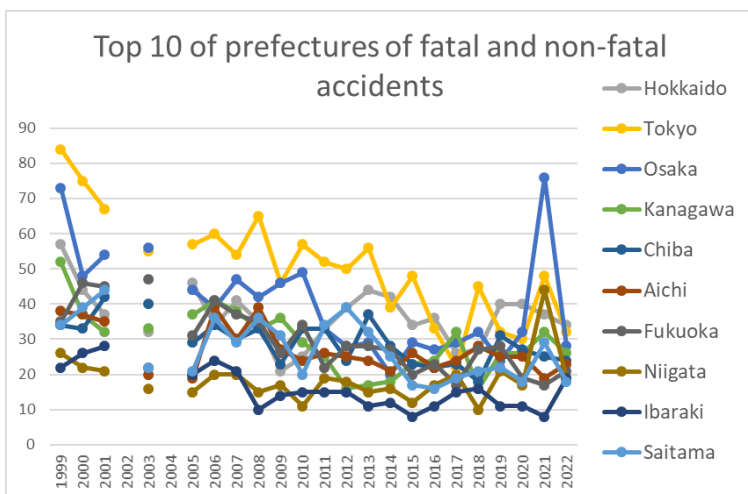
Transition of workers' age groups of fatal and non-fatal accidents in 030301 electricity/telecommunication work in Japan (1999-2022)



Transition of workers' number of workplace of fatal and non-fatal accidents in 030301 electricity/telecommunication work in Japan (1999-2022)



Transition of Top 6 of occurred months of fatal and non-fatal accidents in 030301 electricity/telecommunication work in Japan (1999-2022)



Transition of Top 10 of prefectures of fatal and non-fatal accidents in 030301 electricity/telecommunication work in Japan (1999-2022)

Transition of Type of fatal and non-fatal accidents in 030301 electricity/telecommunication work in Japan (1999-2022)

Type of accidents	1999	2000	2001	2002	2003	2004	2005	2006	2007	2008	2009	2010	2011	2012	2013	2014	2015	2016	2017	2018	2019	2020	2021	2022	total	Type of accidents
fall from height	336	341	312	319	270	294	258	301	248	279	252	259	278	222	260	217	217	180	227	189	204	208	186	198	6,055	fall from height
falling to same level	70	53	71	53	66	61	60	58	72	68	64	58	68	76	64	73	61	66	75	63	68	69	94	98	1,629	falling to same level

caught in/between	103	80	91	71	61	74	63	50	57	64	67	52	64	50	60	64	49	49	48	41	50	50	52	50	1,460	caught in/between	
reaction to motion/improper motion	54	43	63	46	43	36	37	43	54	48	41	39	38	36	43	36	41	27	36	48	41	43	47	47	1,030	reaction to motion/improper motion	
struck by flying or falling object	69	50	68	35	46	45	37	42	51	55	29	37	32	40	35	39	24	31	33	31	27	30	36	33	955	struck by flying or falling object	
traffic accident (public road)	67	54	49	46	58	56	67	62	50	40	49	44	35	56	40	43	44	47	47	49	58	38	34	29	1,162	traffic accident (public road)	
crash	51	41	35	35	36	28	36	33	28	33	21	33	31	29	25	29	22	20	28	20	22	23	28	26	713	crash	
crashed by	37	40	41	31	31	28	21	23	23	26	26	28	29	21	25	29	21	19	16	24	28	28	19	26	640	crashed by	
electric shock	50	39	34	27	20	31	25	18	29	27	19	21	9	11	23	22	22	17	13	18	15	16	17	19	542	electric shock	
cut	53	46	45	46	36	28	20	34	32	38	29	21	25	37	28	29	31	26	24	26	25	28	26	12	745	cut	
collapse	17	18	13	19	18	19	10	13	13	9	16	11	10	10	10	16	8	6	4	12	11	13	8	9	293	collapse	
contact to high/low-temperature	16	6	18	18	7	17	10	10	9	9	10	12	12	8	9	11	6	9	12	20	12	15	13	7	276	contact to high/low-temperature	
others	3	1	5	4	1	6	3	5	8	4	1	3	11	5	3	3	8	3	14	6	5	8	114	7	231	others	
injury to the sole of the foot	5	3	4	3	1	2	2	3		3	1	3	4	2	3	1	3	1		7	2	3	2	5	63	injury to the sole of the foot	
unclassifiable	3	2		4	1		1		3	1			1	1	2		1	3	1					1	25	unclassifiable	
contact to harmful substance	1	3	1		2	1	2	1	2	3	1	3	4	3	1	5	2	2	2	3	2		1			45	contact to harmful substance
fire				1		2				5		2				2				9						21	fire

traffic accident (others)	5	1									1						1	2			3	1	2	1			17	traffic accident (others)
burst		3	2		1	2				1	1										1						11	burst
drown																											9	drown
explosion		1															2	1			2						6	explosion
total	940	825	852	758	698	730	655	696	679	713	627	627	657	607	634	622	560	509	583	567	572	573	677	567	15,928	total		

Transition of Causal agents (Large) of fatal and non-fatal accidents in 030301 electricity/telecommunication work in Japan (1999-2022)

Causal (L) agents	1999	2000	2001	2002	2003	2004	2005	2006	2007	2008	2009	2010	2011	2012	2013	2014	2015	2016	2017	2018	2019	2020	2021	2022	total	Causal (L) agents
other equipment	337	288	283	285	229	253	234	232	227	256	212	225	214	194	244	198	181	162	180	167	188	161	189	172	5,311	other equipment
temporary buildings, establishments	181	197	185	158	164	170	152	163	163	172	139	153	179	151	150	143	126	120	140	134	114	151	130	142	3,677	temporary buildings, establishments
crane, conveying machine	172	136	127	109	121	117	120	130	102	103	115	97	87	105	97	97	102	88	88	97	107	98	78	87	2,580	crane, conveying machine
machine	88	74	98	72	70	65	51	71	56	62	63	56	60	61	42	59	53	40	45	52	48	50	63	50	1,449	machine
environment	34	16	25	30	21	33	22	18	27	33	13	27	40	21	32	34	32	33	45	42	43	35	40	42	738	environment
substance, material	63	60	69	55	40	42	36	39	51	45	38	34	42	39	31	44	28	34	32	33	32	29	28	34	978	substance, material
load	29	34	41	23	28	31	21	23	25	24	26	18	17	20	18	17	12	15	24	23	16	23	17	21	546	load
others	36	20	24	26	25	19	19	20	28	18	21	17	18	16	20	30	26	17	29	19	24	26	132	19	649	others
total	940	825	852	758	698	730	655	696	679	713	627	627	657	607	634	622	560	509	583	567	572	573	677	567	15,928	total

facilities	10	12	4	15	5	7	7	8	10	18	9	10	12	6	18	13	8	10	4	5	5	9	11	13	229	equipments, facilities
metal manufacturing machine	17	12	18	15	11	10	6	11	8	10	11	6	8	10	3	10	2	4	6	9	4	6	4	4	205	metal manufacturing machine
general machine	14	15	15	13	7	12	6	8	5	9	9	6	11	11	7	8	6	5	7	6	5	7	8	3	203	general machine
other causal agent	13	8	8	3	6	8	4	3	2	5	5	5	5	2	5	8	2	2	4	7	2	13	115	2	237	other causal agent
power transmission mechanism	2	1	2	1	1	1	1		2	1		1				2				1			2	2	20	power transmission mechanism
unclassifiable	3	2		4		1	1	2	3			1			1		1	3	2					1	25	unclassifiable
engine	2	1	3	1		1	1										1	1						1	12	engine
woodworking machine	5	6	12	10	12	6	3	6	6	9	4	7	5	6	7	7	9	5	8	9	8	5	8		163	woodworking machine
hazards, harmful substances	3	1	4	3	1	1	2	2	3	2	1	2	4	3	2	7	3	2	1	1	2	2	1		53	hazards, harmful substances
welding equipment		3	3		1	2	3	1	3	1	1		1		1	1				10	1	1			33	welding equipment
pressure vessel	1			1		2		1	1			1							1						8	pressure vessel
kiln, caldron	1										1														2	kiln, caldron
mobile silviculture machine																						1			1	mobile silviculture machine

chemical facilities											1															1	chemical facilities
total	940	825	852	758	698	730	655	696	679	713	627	627	657	607	634	622	560	509	583	567	572	573	677	567	15,928	total	

Transition of Causal agents (Small) of fatal and non-fatal accidents in 030301 electricity/telecommunication work in Japan (1999-2022)

Causal (S) agents	1999	2000	2001	2002	2003	2004	2005	2006	2007	2008	2009	2010	2011	2012	2013	2014	2015	2016	2017	2018	2019	2020	2021	2022	total	Causal (S) agents
ladder			172		133		139	141	125	152	128	143	144	117	148	118	109	93	113	89	115	90	98	99	2,466	ladder
passage			31		24		32	25	32	32	31	19	29	36	29	29	21	27	32	29	31	35	43	37	604	passage
vehicle for high lift work			24		25		18	32	23	23	29	25	21	21	14	18	23	19	14	16	21	18	29	29	442	vehicle for high lift work
cars, bus, motorcycle			32		43		46	44	40	38	48	33	28	54	44	37	38	37	41	40	49	31	28	27	778	cars, bus, motorcycle
stairs, landing stage			27		20		21	24	25	22	21	30	27	26	27	26	30	18	25	23	19	36	23	27	497	stairs, landing stage
truck			52		44		46	53	37	34	33	35	33	28	22	30	31	26	34	27	31	38	33	26	693	truck
building, establishment			49		34		30	47	28	52	30	32	41	39	33	19	30	31	31	33	18	29	26	24	656	building, establishment
other temporary buildings, establishments			26		23		28	16	18	20	19	16	23	14	12	16	19	18	15	17	18	19	17	22	376	other temporary buildings, establishments
metal material			39		22		16	20	28	32	29	26	25	22	14	20	18	20	19	22	18	19	16	20	445	metal material
other environments			9		9		9	6	7	8	1	3	5	9	16	12	14	15	13	14	15	9	11	18	203	other environments
transmission			29		22		26	14	28	24	22	20	11	14	21	14	23	19	24	21	21	15	24	17	409	transmission
no causal agent			16		19		14	15	23	13	16	11	13	14	14	22	23	12	23	12	22	13	17	16	328	no causal agent
load			25		17		11	19	16	19	14	11	10	10	15	12	8	12	18	17	14	19	14	16	297	load

other tools			11		13		11	22	9	19	10	15	7	16	10	9	12	12	8	14	20	6	17	15	256	other tools
mobile crane			15		13		10	14	14	19	16	13	14	11	16	12	15	14	5	16	9	16	10	13	265	mobile crane
other equipment, facilities			4		5		7	8	10	18	9	10	12	6	18	13	8	10	4	5	5	9	11	13	185	other equipment, facilities
natural ground, rock			10		7		5	5	7	8	8	8	8	3	4	9	8	7	12	5	9	12	14	12	161	natural ground, rock
roof, beam, haze, crossbeam, principal rafter			17		28		15	21	27	23	19	24	25	20	21	27	8	6	13	12	11	13	6	11	347	roof, beam, haze, crossbeam, principal rafter
hand tool			22		32		12	21	21	20	16	13	21	18	17	16	13	11	12	8	10	16	18	9	326	hand tool
electric power facilities			22		7		17	11	17	10	13	10	7	11	15	18	7	8	7	10	8	12	13	9	232	electric power facilities
working platform, boot board			14		18		8	14	13	13	3	19	13	9	11	11	8	9	17	7	13	7	5	9	221	working platform, boot board
opening			4		5		4	3	5		4	4	6	4	6	7	2	5	3	6	3	5	4	9	89	opening
other materials			10		12		11	8	9	7	6	2	9	9	6	8	6	5	10	3	4	6	5	7	143	other materials
high/cold temperature environment			3		1		2	2	6	5	1	13	8	2	5	6	6	5	4	16	7	9	8	7	116	high/cold temperature environment
other powered conveying machines			7		4		3	8	2	3	3	3	7	1	4		4	1	3	2	5	2	1	7	70	other powered conveying machines
machine/equipment as load			16		11		10	4	9	5	12	7	7	10	3	5	4	3	6	6	2	4	3	5	132	machine/equipment as load
standing tree			3		4		4	5	6	11	3	3	6	7	6	7	3	5	15	5	11	5	7	5	121	standing tree
excavating machine			6		3		2	8	1	2	3	3	4	4	4	3	2		3	4	4	7	5	5	73	excavating machine

crane			7		3		1	1	2	2	3	2	1		3	5	1	1	1	3	6	2	2	5	51	crane
stone, sand, substance			2		2		3	3	5	3		2	1	1	5	4	1	2		2	3	1	4	4	48	stone, sand, substance
other vehicles			1				2	1		1		3			1		3	2		1		1		4	20	other vehicles
scaffolding			17		12		13	13	15	10	12	9	15	3	11	8	8	6	4	6	1	7	6	3	179	scaffolding
lumber, bamboo			14		3		4	6	6	1	2	2	3	4	4	5		5	2	5	5	1	2	3	77	lumber, bamboo
slinging tool			5		4		5	2	3	6	2	2	4	3	6	1		3	3	2		3	1	3	58	slinging tool
human power hauling equipment			2		2		1	2	4	2	2	3	3	4	1	2	2	1	5	4	5	4	3	3	55	human power hauling equipment
leveling, transporting or loading machine			2				1	1							2	1			2		1	1	1	3	16	leveling, transporting or loading machine
other causal agent			8		6		4	3	2	5	5	5	5	2	5	8	2	2	4	7	2	13	115	2	205	other causal agent
other general power machines			15		6		6	8	5	7	8	5	10	10	7	8	6	4	7	6	4	7	7	2	138	other general power machines
other electrical equipment			12		10		10	9	1	4	5	6	4	4	4	3	6	4	3	3	3	3	4	2	100	other electrical equipment
other construction machines			8		7		10	3	4	4	4	6	2	4	3	6	7	2	3	3	2	4	2	2	86	other construction machines
other powered crane			7		8		4	6	2	3	7	7		2	5	8	4	3	1	4	3	2	2	2	80	other powered crane
grinding machine, buffing machine			3		4		3	4	5	2	4	2	2	5	3	4		2	2	6	1	4	2	2	60	grinding machine, buffing machine
human power cranes							3		2		1	2		1	2	1		1		1		1		2	17	human power cranes

harmful substances			2					2	1			3	1		1	2		1		1			15	harmful substances	
arc welding equipment			2				2	1	1	1	1		1		1	1							12	arc welding equipment	
railway vehicle			1		2					1		1		1	1	1	1						10	railway vehicle	
human power machine			1						3		1			1	2	1						1	10	human power machine	
inflammable substance			1				1			1					2							1	1	7	inflammable substance
hardening machine			1		2										1							1	1	6	hardening machine
abnormal environment									1					1		1	1	1	1	1				6	abnormal environment
derrick crane									1			1	2		1									5	derrick crane
lumberyard equipment, logging cableway									2	1				1										5	lumberyard equipment, logging cableway
rough terrain hauler							1			1					1							1	1	5	rough terrain hauler
lathe			1									2			1									4	lathe
railway equipment								1								2			1					4	railway equipment
inflammable gas								1								2							1	4	inflammable gas
roll machine (except printingroll machine)										1			1										1	3	roll machine (except printingroll machine)
conveyor					1		1						1											3	conveyor
wood planer machine					1																		1	2	wood planer machine

forging pressure hammer																										forging pressure hammer
centrifugal machine																										centrifugal machine
injection molding machine																										injection molding machine
food manufacturing machine																										food manufacturing machine
printing machine																										printing machine
mobile logging machine																										mobile logging machine
skyline yarding machine																										skyline yarding machine
other mobile silviculture machine																										other mobile silviculture machine
cargo lifting appliance																										cargo lifting appliance
loader																										loader
straddle carrier																										straddle carrier
other welding equipment																										other welding equipment
kiln, caldron																										kiln, caldron
other kiln, caldron																										other kiln, caldron
radiation																										radiation
total	940	825	852	758	698	730	655	696	679	713	627	627	657	607	634	622	560	509	583	567	572	573	677	567	15,928	total

January	72	66	71	64	58	66	57	61	49	63	54	47	42	48	58	47	43	38	42	42	45	42	63	56	1,294	January
March	82	71	94	65	62	61	61	64	58	75	49	61	85	44	53	59	44	49	60	44	52	51	58	54	1,456	March
February	89	73	85	66	63	71	61	54	77	54	59	62	55	62	56	52	56	50	42	55	47	54	63	52	1,458	February
June	83	72	64	63	58	49	47	49	60	60	55	49	53	52	50	48	52	34	52	47	37	44	53	52	1,283	June
November	76	68	66	49	54	50	47	59	56	57	46	50	56	49	56	42	39	40	51	46	53	53	51	51	1,265	November
April	89	72	56	68	66	53	55	49	47	45	48	46	45	47	52	63	36	35	42	39	46	34	62	49	1,244	April
August	70	71	58	54	67	78	55	65	62	65	48	56	50	52	53	53	51	38	48	39	56	45	73	47	1,354	August
May	63	48	55	58	59	53	53	57	56	46	52	46	42	50	36	49	38	39	44	34	41	38	48	47	1,152	May
September	84	72	62	67	52	63	58	70	51	72	52	52	59	57	50	54	46	51	44	50	60	46	42	44	1,358	September
July	70	83	82	72	45	71	50	46	62	68	55	64	52	47	56	64	50	37	72	82	46	68	80	41	1,463	July
October	79	67	79	65	64	50	51	64	47	56	54	50	57	48	63	42	65	65	40	48	41	52	42	38	1,327	October
December	83	62	80	67	50	65	60	58	54	52	55	44	61	51	51	49	40	33	46	41	48	46	42	36	1,274	December
total	940	825	852	758	698	730	655	696	679	713	627	627	657	607	634	622	560	509	583	567	572	573	677	567	15,928	total

Transition of prefectures of fatal and non-fatal accidents in 030301 electricity/telecommunication work in Japan (1999-2022)

Prefecture	1999	2000	2001	2002	2003	2004	2005	2006	2007	2008	2009	2010	2011	2012	2013	2014	2015	2016	2017	2018	2019	2020	2021	2022	total	Prefecture
Hokkaido	57	44	37		32		46	34	41	35	21	25	33	39	44	42	34	36	26	27	40	40	37	34	804	Hokkaido
Tokyo	84	75	67		55		57	60	54	65	46	57	52	50	56	39	48	33	22	45	32	30	48	32	1,107	Tokyo
Osaka	73	48	54		56		44	39	47	42	46	49	33	28	29	20	29	27	29	32	24	32	76	28	885	Osaka
Kanagawa	52	37	32		33		37	41	38	33	36	29	25	16	17	18	23	24	32	16	26	26	32	26	649	Kanagawa
Chiba	34	33	42		40		29	34	30	33	23	33	33	24	37	28	23	22	23	18	31	27	25	24	646	Chiba
Aichi	38	37	35		20		19	39	30	39	27	24	26	25	24	21	26	22	24	28	25	25	19	23	596	Aichi
Fukuoka	35	46	45		47		31	41	37	35	26	34	22	28	28	27	20	23	17	27	28	19	17	21	654	Fukuoka
Niigata	26	22	21		16		15	20	20	15	17	11	19	18	15	16	12	17	20	10	21	17	44	19	411	Niigata

Ibaraki	22	26	28		22		20	24	21	10	14	15	15	15	11	12	8	11	15	16	11	11	8	19	354	Ibaraki
Saitama	34	39	44		22		21	36	29	36	31	20	34	39	32	25	17	16	19	21	22	18	29	18	602	Saitama
Hyogo	53	39	37		26		18	18	26	21	27	22	19	17	21	26	26	19	28	21	16	28	29	17	554	Hyogo
Miyagi	24	18	10		8		14	14	10	10	12	13	25	14	8	11	8	16	10	7	12	7	17	17	285	Miyagi
Gifu	17	14	10		14		13	11	12	13	9	16	6	12	12	10	12	13	13	11	14	7	12	15	266	Gifu
Shizuoka	30	22	30		40		24	21	22	24	23	26	14	18	18	23	10	16	8	13	18	18	15	14	447	Shizuoka
Gunma	19	17	13		9		15	14	20	15	14	19	10	13	13	17	12	5	6	16	9	14	13	14	297	Gunma
Okayama	12	9	5		12		9	9	7	12	10	8	12	18	9	13	11	13	10	10	13	12	10	14	238	Okayama
Ehime	8	9	11		7		3	14	10	7	3	5	10	7	10	8	10	3	10	9	11	12	6	14	187	Ehime
Akita	4	11	8		9		5	7	5	2	6	8	8	10	6	7	2	9	16	8	6	5	9	14	165	Akita
Nagano	18	9	15		16		9	15	8	18	14	14	16	13	13	19	16	16	12	15	11	10	21	13	311	Nagano
Yamagata	13	9	7		3		8	7	6	6	8	6	5	11	8	5	12	5	5	7	5	7	7	12	162	Yamagata
Fukushima	16	17	15		5		15	13	11	11	11	15	16	12	13	10	7	11	11	15	14	11	14	11	274	Fukushima
Hiroshima	22	13	12		18		16	17	25	11	17	14	19	11	18	17	13	13	22	11	12	11	11	10	333	Hiroshima
Mie	14	17	20		16		11	11	12	14	18	8	11	6	10	11	12	14	11	13	17	15	5	10	276	Mie
Tochigi	20	12	17		14		9	11	13	12	11	11	10	15	10	7	14	15	17	11	13	9	4	10	265	Tochigi
Shiga	7	9	6		5		4	6	10	4	4	8	8	4	9	5	5	4	8	8	9	8	6	10	147	Shiga
Kyoto	20	23	31		17		14	15	12	22	12	14	9	12	14	12	10	11	13	8	12	13	8	9	311	Kyoto
Miyazaki	5	6	14		7		8	7	2	6	7	9	10	6	8	16	12	2	7	10	10	15	11	9	187	Miyazaki
Nagasaki	17	9	15		7		4	10	7	3	5	3	11	7	11	8	7	7	8	5	9	11	9	9	182	Nagasaki
Iwate	8	12	9		7		5	6	5	9	6	4	16	8	8	15	4	5	12	7	8	8	7	9	178	Iwate
Oita	21	19	15		15		14	12	11	19	16	5	6	12	11	13	9	7	12	11	9	10	17	8	272	Oita
Kumamoto	15	11	10		5		10	8	6	9	13	5	5	9	8	8	8	5	8	10	10	8	7	8	186	Kumamoto
Aomori	6	8	12		5		6	8	4	9	11	5	6	14	8	5	7	7	3	7	4	5	8	8	156	Aomori

Kagoshima	12	7	15		4		8	10	10	10	9	7	13	7	19	14	13	9	21	9	9	16	9	7	238	Kagoshima
Shimane	4	4	7		2		3	1	5	8	9	7	2	3	4	7	3	2	4	5	2	2	6	7	97	Shimane
Yamaguchi	9	10	9		10		7	9	7	11	6	9	9	9	3	3	6	6	11	7	8	8	9	6	172	Yamaguchi
Fukui	7	5	6		4		5	2	5	12	3	6	9	6	3	12	9	5	9	5	8	6	8	6	141	Fukui
Saga	3	9	9		3		3	5	3	2	3	5	6	6	8	6	13	4	11	4	2	6	3	6	120	Saga
Ishikawa	6	10	8		6		10	6	9	7	5	7	11	10	11	11	7	5	9	13	5	4	5	5	170	Ishikawa
Nara	11	14	6		10		4	8	6	7	10	11	12	8	1	11	3	3	3	4	4	11	9	5	161	Nara
Okinawa	2	9	4		5		11	4	8	9	8	10	7	5	6	7	6	3	6	8	3	2	8	5	136	Okinawa
Kochi	4	2	8		5		6	3	4	5	5	7	6	6	7	9	2	8	4	8	3	2	9	5	118	Kochi
Toyama	13	6	18		12		14	8	5	10	9	5	15	4	10	4	9	5	3	11	6	4	9	4	184	Toyama
Wakayama	11	10	5		7		7	7	6	13	6	7	9	3	5	4	3	3	3	4	7	4	3	4	131	Wakayama
Yamanashi	11	8	17		7		5	5	7	11	2	5	2	3	6	3	5	1	3	2	3	4	2	3	115	Yamanashi
Tokushima	4	4	5		2		3	2	3	3	4	3	5	2	4	9	8	5	4	7	4	9	5	2	97	Tokushima
Tottori	4	3	4		4		5	2	3	1	3	1	5		1	2	3	1	3	3	3	3		2	56	Tottori
Kagawa	15	4	4		9		11	2	7	4	1	2	2	4	7	6	3	2	12	4	3	3	11	1	117	Kagawa
total	940	825	852	758	698	730	655	696	679	713	627	627	657	607	634	622	560	509	583	567	572	573	677	567	15,928	total

Data Source : <https://anzeninfo.mhlw.go.jp/user/anzen/tok/anst00.html> MHLW, Jaan

Return to https://www.jisha.or.jp/english/statistics/202312_05.html