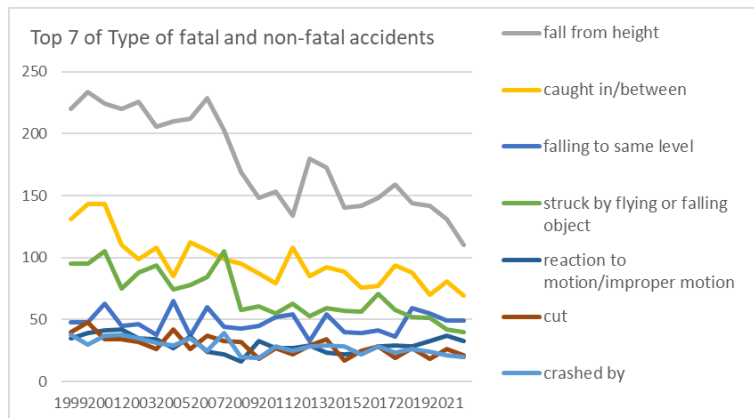
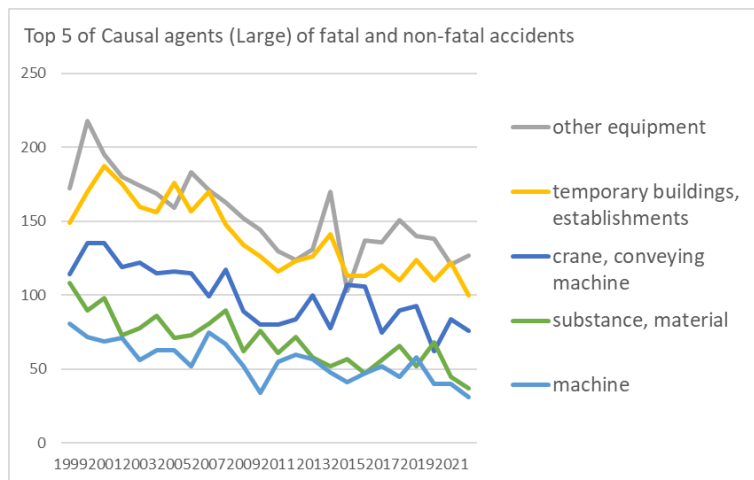


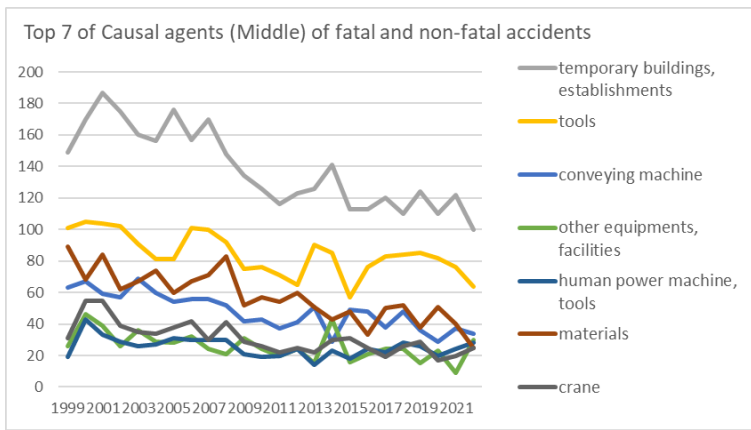
Transition of fatal and non-fatal accidents in 030302 machinery/apparatus setting work in Japan (1999-2022)



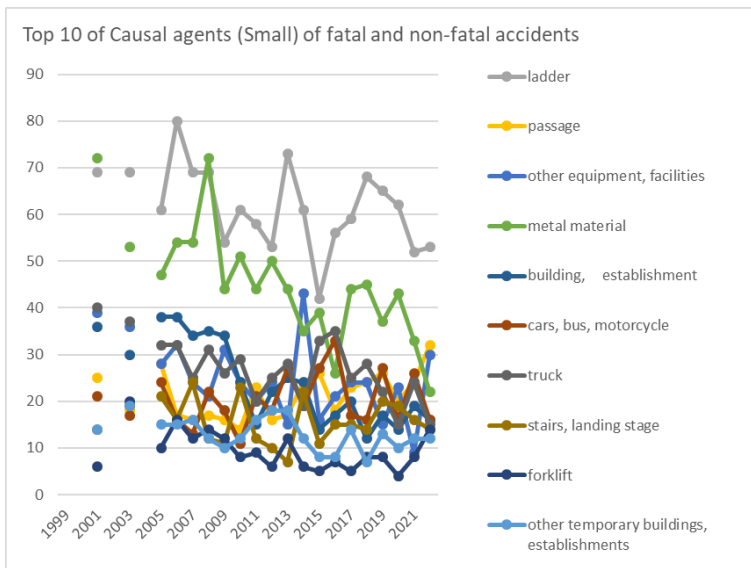
Transition of Top 7 of Type of fatal and non-fatal accidents in 030302 machinery/apparatus setting work in Japan (1999-2022)



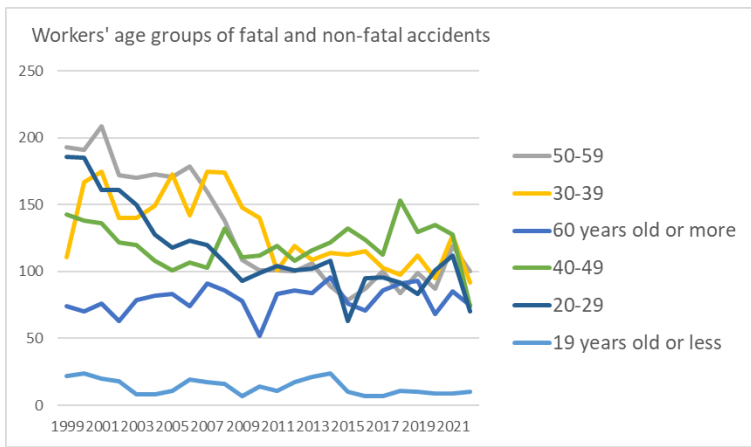
Transition of Top 5 of Causal agents (Large) of fatal and non-fatal accidents in 030302 machinery/apparatus setting work in Japan (1999-2022)



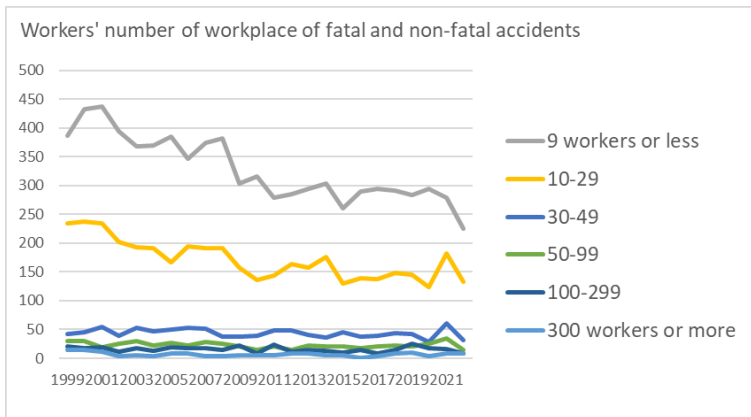
Transition of Top 7 of Causal agents (Middle) of fatal and non-fatal accidents in 030302 machinery/apparatus setting work in Japan (1999-2022)



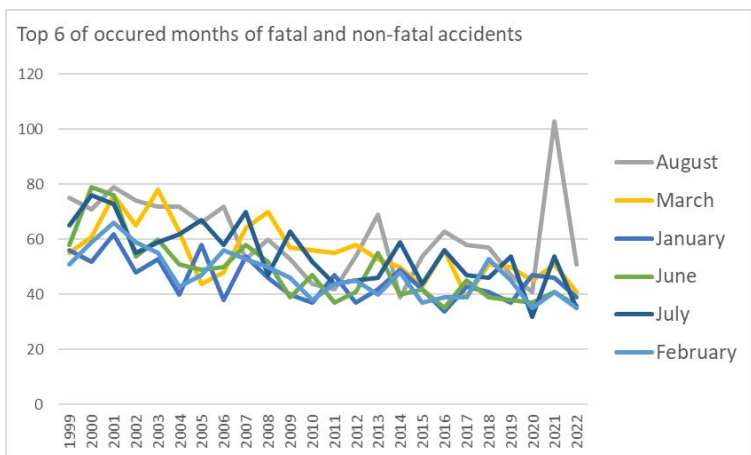
Transition of Top 10 of Causal agents (Small) of fatal and non-fatal accidents in 030302 machinery/apparatus setting work in Japan (1999-2022)



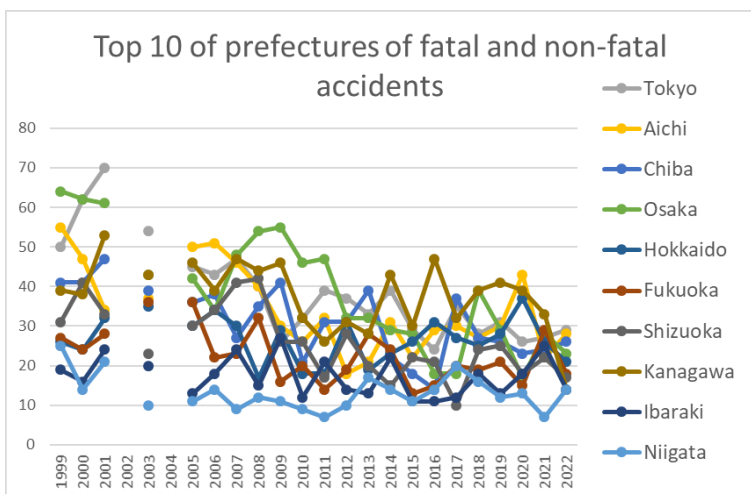
Transition of workers' age groups of fatal and non-fatal accidents in 030302 machinery/apparatus setting work in Japan (1999-2022)



Transition of workers' number of workplace of fatal and non-fatal accidents in 030302 machinery/apparatus setting work in Japan (1999-2022)



Transition of Top 6 of occurred months of fatal and non-fatal accidents in 030302 machinery/apparatus setting work in Japan (1999-2022)



Transition of Top 10 of prefectures of fatal and non-fatal accidents in 030302 machinery/apparatus setting work in Japan (1999-2022)

Transition of Type of fatal and non-fatal accidents in 030302 machinery/apparatus setting work in Japan (1999-2022)

Type of accidents	1999	2000	2001	2002	2003	2004	2005	2006	2007	2008	2009	2010	2011	2012	2013	2014	2015	2016	2017	2018	2019	2020	2021	2022	total	Type of accidents
fall from height	220	234	224	220	226	206	210	212	229	203	169	148	153	134	180	173	140	142	148	159	144	142	131	110	4,257	fall from height
caught in/between	131	143	143	110	99	108	85	112	106	99	95	87	79	108	85	92	89	76	77	94	88	70	81	69	2,326	caught in/between

falling to same level	48	48	63	45	46	38	65	37	60	44	43	45	52	54	33	54	40	39	41	36	59	55	49	49	1,143	falling to same level
struck by flying or falling object	95	95	105	75	88	94	74	78	84	105	58	61	55	63	53	59	57	56	71	58	52	51	42	40	1,669	struck by flying or falling object
reaction to motion/improper motion	35	39	41	42	35	34	27	36	24	22	16	33	27	27	29	23	22	23	28	29	28	33	37	33	723	reaction to motion/improper motion
cut	40	48	34	34	32	26	42	26	37	33	32	18	27	22	29	34	17	25	28	19	27	18	26	21	695	cut
crashed by	38	30	37	38	35	31	29	35	25	39	20	19	28	25	28	29	28	22	28	23	26	24	21	20	678	crashed by
crash	32	44	33	32	27	19	28	25	27	28	26	22	23	16	20	16	14	26	21	20	27	24	28	19	597	crash
traffic accident (public road)	20	19	25	22	21	23	31	22	12	23	15	23	20	19	28	17	28	46	22	24	29	10	26	18	543	traffic accident (public road)
collapse	19	30	24	24	22	15	24	28	23	22	29	16	18	27	18	14	13	12	20	23	15	14	12	17	479	collapse
contact to harmful substance	6	18	7	4	10	9	9	3	10	3	8	6	9	6	6	7	7	10	3	8	10	11	5	9	184	contact to harmful substance
explosion	10	4	6	3	4	6	6	1		3	4	7		1	4	1	1		1	2	1	5		5	75	explosion
contact to high/low-temperature	15	11	24	14	13	18	13	17	14	13	19	18	12	14	9	15	8	13	9	25	12	13	5	4	328	contact to high/low-temperature
others	2	4	2	3			2	4	2	3	2	2	5	5	11	5			2	2	3	17	113	3	192	others
electric shock	6	4	4	4	2	5	5	5	6	7	3	2	4	1	2	4		2		3	1	2	2	2	76	electric shock
fire	3	1			1	1	2	1	4	3	4	9	1	4	1	4	4	4	1	1	2	2		1	54	fire
injury to the sole of the foot	2	1	4	2	2	4	3	1	2		2	2	1	4	2	3	2	2	3			2	2	1	47	injury to the sole of the foot

burst	5			2	4	11					1		3	1			2			1		1			31	burst
drown		1		1			1			1			2				1	1	1	2	1				12	drown
unclassifiable	1	1	1				1	1	1	1						2			1		1				11	unclassifiable
traffic accident (others)	1			1						1						1					1	1			6	traffic accident (others)
total	729	775	777	676	667	648	657	644	666	653	546	518	519	531	538	553	473	499	505	529	527	495	580	421	14,126	total

Transition of Causal agents (Large) of fatal and non-fatal accidents in 030302 machinery/apparatus setting work in Japan (1999-2022)

Causal (L) agents	1999	2000	2001	2002	2003	2004	2005	2006	2007	2008	2009	2010	2011	2012	2013	2014	2015	2016	2017	2018	2019	2020	2021	2022	total	Causal (L) agents
other equipment	172	218	195	180	174	169	159	183	171	163	152	144	130	124	131	170	103	137	136	151	140	138	121	127	3,688	other equipment
temporary buildings, establishments	149	170	187	175	160	156	176	157	170	148	134	126	116	123	126	141	113	113	120	110	124	110	122	100	3,326	temporary buildings, establishments
crane, conveying machine	114	135	135	119	122	115	116	115	99	117	89	80	80	84	100	78	107	106	75	90	93	62	84	76	2,391	crane, conveying machine
substance, material	108	90	98	73	78	86	71	73	81	90	62	76	61	72	58	52	57	47	56	66	52	68	45	37	1,657	substance, material
machine	81	72	69	71	56	63	63	52	75	67	52	34	55	60	57	48	41	47	52	45	58	40	40	31	1,329	machine
load	75	68	59	40	52	39	48	48	50	47	38	40	38	42	37	31	28	30	38	25	27	35	28	20	983	load
others	24	14	27	13	13	8	12	8	8	14	10	13	16	14	22	16	11	11	17	21	17	26	130	15	480	others
environment	6	8	7	5	12	12	12	8	12	7	9	5	23	12	7	17	13	8	11	21	16	16	10	15	272	environment
total	729	775	777	676	667	648	657	644	666	653	546	518	519	531	538	553	473	499	505	529	527	495	580	421	14,126	total

human power hauling equipment			7		6		2	6	2	6	4	3	5	7	5	3	2	6	3	9	4	8	3	11	102	human power hauling equipment
working platform, boot board			25		20		15	12	20	22	24	21	13	14	9	12	7	13	16	11	14	14	12	10	304	working platform, boot board
machine/equipment as load			36		31		27	28	36	27	24	24	23	29	22	22	20	16	21	16	15	22	14	9	462	machine/equipment as load
other tools			16		16		9	14	17	13	11	6	9	7	8	14	11	6	13	9	11	10	16	9	225	other tools
scaffolding			40		24		23	32	36	33	16	15	12	16	14	14	16	15	11	18	15	9	16	7	382	scaffolding
other powered crane			5		9		7	7	4	5	2	6	6	2	6	3	8	7	3	3	3	2	1	7	96	other powered crane
elevator, lift			11		3		8	4	5	8	5	2	5	5		4	5	5		6	2	6	2	7	93	elevator, lift
other environments			3		5		5	2	2	3	3		14	4	1	6	3		5	5	5	5	4	7	82	other environments
human power cranes			9		8		9	4	9	9	3	3	5	3	3	6	4	5	2	6	5	3	5	6	107	human power cranes
roof, beam, haze, crossbeam, principal rafter			19		13		25	13	11	10	11	12	19	23	29	22	14	17	12	9	8	15	11	5	298	roof, beam, haze, crossbeam, principal rafter
other general power machines			20		21		13	8	18	15	14	12	19	21	11	10	12	9	15	15	18	7	11	5	274	other general power machines
crane			15		10		10	18	12	15	15	6	6	8	12	6	9	4	8	10	10	3	11	5	193	crane
mobile crane			22		13		12	13	9	11	7	10	3	10	3	16	9	9	6	7	13	5	5	5	188	mobile crane
other causal agent			9		1		4	2	2	4	2	5	1	2	11	8	3	1	4	4	2	18	112	4	199	other causal agent
other metal manufacturing machines			6		10		10	5	8	13	8	3	5	5	7	7	6	5	4	7	5	5	3	4	126	other metal manufacturing machines

conveyor			9		6		10	8	9	6	2	3	6	8	3	2	7	5	5	11	5	9	3	4	121	conveyor
explosive substance					1		5									1								4	11	explosive substance
opening			14		17		11	14	13	7	12	5	6	4	7	11	17	10	8	14	11	9	11	3	204	opening
high/cold temperature environment			4		3		1	5	6	2	6	3	4	4	4	6	3	5	4	13	5	8	3	3	92	high/cold temperature environment
power transmission mechanism			5		1		7	5	3	5	1	4	4	5	4	3	2	4	7	3	5	2	5	3	78	power transmission mechanism
other hazards, harmful substances			6		4		1	3		2	4	3	2	4		3	6	4	1	3	6	4	1	3	60	other hazards, harmful substances
vehicle for high lift work			3		2		2	2	5		5	1	2	3	1		1	2	1		9	5	1	3	48	vehicle for high lift work
standing tree					1				2							3	2	1		1	3	1	1	3	18	standing tree
shearing machine					1		2				2						1	1		2				3	12	shearing machine
slinging tool			19		6		11	7	14	10	10	9	4	5	9	10	4	14	11	7	9	10	8	2	179	slinging tool
grinding machine, buffing machine			7		5		9	6	13	12	5	3	11	6	9	11	6	12	9	10	9	7	5	2	157	grinding machine, buffing machine
other materials			3		8		10	4	8	7	3	3	5	7	2	2	7	2	2	3		6	7	2	91	other materials
harmful substance			3		6		3	2	5	2	3	4	5	4	5	3	1	5	3	4	4	5	4	2	73	harmful substance
inflammable gas			4				1		2	1	3	4		4	2	2	1	3	1	5	2	1		2	38	inflammable gas
drill press, milling machine			1				1	4	5	3	1	2	2	2	3		1	3	2	1		1	2	2	36	drill press, milling machine
pressure vessel			1		4		3	2	1	2	2		1		1				1	1			1	2	22	pressure vessel
engine			2		1		1	2	5	1		1		2				1	1				1	2	20	engine
mixer, grinder			3						1	2			1	4		4				1			1	2	19	mixer, grinder

circular sawing machine			7		4		3	5	4	4	4	3	3	1	8	1	2	2	3	1	4	3	2	1	65	circular sawing machine
lumber, bamboo			7		6		3	4	9	2	4	1	5	2	3	5	1	4	3	3		2		1	65	lumber, bamboo
other powered conveying machines			4		5		2		10	1	2	2	1	2	8	1	4	1	3	1	1	1	1	1	51	other powered conveying machines
electric power facilities			2		3		2	2	3	4	3	3	1	3	1	5		4	1	2	1		2	1	43	electric power facilities
gas welding equipment			3				1	4	2	2	6	6	1	1		1	5		1	1	1			1	36	gas welding equipment
inflammable substance							1	1	3	2		8					1	2	1	2	2	7		1	31	inflammable substance
natural ground, rock					1		1	1	2	2		2	2	3	2	2	3	1	1	1	2		1	1	28	natural ground, rock
other construction machines			1		1		3		2	2	1		3	2	2				1		1	1	2	1	23	other construction machines
transmission			1		1		2	3	3		1		1		1	3				2	2		2	1	23	transmission
gondola			2				1			2		2			1	1			1		1		1	1	15	gondola
leveling, transporting or loading machine			1		1			1		2						2	1					1	1	1	11	leveling, transporting or loading machine
abnormal environment					2		5												1	1			1	10	abnormal environment	
roll machine (except printingroll machine)					1		1		2			1		1					1		1			1	9	roll machine (except printingroll machine)

foundation work machine								1	1												1	2		1	7	foundation work machine
timbering																			1	1			1	1	4	timbering
railway vehicle																								1	1	railway vehicle
excavating machine			6				3	4	3	4	2	2	1	1	4	3	2	2	4	1	3	1	2		48	excavating machine
other electrical equipment			3		4		2	2	2	3	4	2	3	2	2	2	1	3		2	1	4	2		44	other electrical equipment
boiler			5		1		1	2	1	1		2	1	2	1	3	1	3	1	1	1	1	2		30	boiler
other pressure vessels			1		3		1		2	3		3	3	1			2		2	3		3	1		28	other pressure vessels
arc welding equipment			2				4	1	1	1	3	5	4		3			2			1	1			28	arc welding equipment
chemical facilities					2		1	1	1	2	1		4	2	1	3	2	1		2	2	1	1		27	chemical facilities
kiln, caldron			1		1		1	2	1		5	2			1	1	1	2	1	1	4	3			27	kiln, caldron
stone, sand, substance			2					5		2	1	2		1	2	1	1	1	1	1	1				21	stone, sand, substance
lathe			1				1	2	1	1	2		1	1	1		1	3		1	1		2		19	lathe
power press					2		2			1	2	2	1	1	1				1	1		3	1		18	power press
demolition machine			1		1		1	2	1		1			1	1	1	3		2	1		1			17	demolition machine
other woodworking machines			1				3	1	1	1			1		2	2	1		1						14	other woodworking machines
human power machine								2		3	1			1		1	1			2	1				12	human power machine
water													3	1			2	1	1			2	1		11	water
unclassifiable							1		1	1			1			2	1		2	1	1				11	unclassifiable

food manufacturing machine			1				1		1		2				1		1	2									9	food manufacturing machine
industrial robot					1			1			1			1	1					1	1						7	industrial robot
other vehicles					1			1		2									1		1			1			7	other vehicles
chain saw								1	1					1		2								1			6	chain saw
industrial dryer					1			1					1				1							1			6	industrial dryer
centrifugal machine			1		1			1						1		1											5	centrifugal machine
other welding equipment								1			1					1							1				5	other welding equipment
printing machine					1					1			1											1			4	printing machine
wood planer machine			1		1								1														3	wood planer machine
hardening machine					1								1														3	hardening machine
railway equipment					1								1				1										3	railway equipment
injection molding machine								1																			2	injection molding machine
other kiln, caldron					1																						2	other kiln, caldron
chamfering machine, router, woodworking milling machine																											1	chamfering machine, router, woodworking milling machine
forging pressure hammer			1																								1	forging pressure hammer
lumberyard equipment, logging																											1	lumberyard equipment, logging

cableway																										cableway
simple skyline yarding equipment																					1				1	simple skyline yarding equipment
loader											1														1	loader
rough terrain hauler																								1	1	rough terrain hauler
radiation			1																						1	radiation
band sawing machine																										band sawing machine
hollow chisel mortiser, wood borer																										hollow chisel mortiser, wood borer
felling machine																										felling machine
mobile logging machine																										mobile logging machine
skyline yarding machine																										skyline yarding machine
other mobile silviculture machine																										other mobile silviculture machine
derrick crane																										derrick crane
cargo lifting appliance																										cargo lifting appliance
straddle carrier																										straddle carrier
total	729	775	777	676	667	648	657	644	666	653	546	518	519	531	538	553	473	499	505	529	527	495	580	421	14,126	total

Transition of workers' age groups of fatal and non-fatal accidents in 030302 machinery/apparatus setting work in Japan (1999-2022)

Age	1999	2000	2001	2002	2003	2004	2005	2006	2007	2008	2009	2010	2011	2012	2013	2014	2015	2016	2017	2018	2019	2020	2021	2022	total	Age
50-59	193	191	209	172	170	173	171	179	160	138	109	101	101	100	106	89	79	87	100	84	99	87	119	100	3,117	50-59
30-39	111	167	175	140	140	149	173	142	175	174	148	140	101	119	109	114	113	115	103	98	112	95	127	92	3,132	30-39
60 years old or more	74	70	76	63	79	82	83	74	91	86	78	52	83	86	84	96	76	71	86	91	93	68	85	75	1,902	60 years old or more
40-49	143	138	136	122	120	108	101	107	103	132	111	112	119	108	116	122	132	124	113	153	130	135	128	74	2,887	40-49
20-29	186	185	161	161	150	128	118	123	120	107	93	99	104	101	102	108	63	95	96	92	83	101	112	70	2,758	20-29
19 years old or less	22	24	20	18	8	8	11	19	17	16	7	14	11	17	21	24	10	7	7	11	10	9	9	10	330	19 years old or less
total	729	775	777	676	667	648	657	644	666	653	546	518	519	531	538	553	473	499	505	529	527	495	580	421	14,126	total

Transition of workers' number of workplace of fatal and non-fatal accidents in 030302 machinery/apparatus setting work in Japan (1999-2022)

Workers scale	1999	2000	2001	2002	2003	2004	2005	2006	2007	2008	2009	2010	2011	2012	2013	2014	2015	2016	2017	2018	2019	2020	2021	2022	total	Workers scale
9 workers or less	387	432	437	394	368	370	385	347	374	382	304	316	279	285	294	303	261	289	295	291	283	294	279	225	7,874	9 workers or less
10-29	234	237	235	202	193	191	167	195	191	191	158	136	143	164	158	176	130	139	137	149	146	124	182	133	4,111	10-29
30-49	43	45	55	39	53	47	50	53	52	37	37	39	48	48	41	36	46	38	39	44	42	29	61	32	1,054	30-49
50-99	30	30	19	26	30	23	27	23	28	25	20	14	20	14	23	20	21	18	21	23	21	26	34	14	550	50-99
100-299	20	17	19	11	17	13	19	18	17	14	22	8	24	11	14	13	10	14	9	14	25	18	16	9	372	100-299
300 workers or more	15	14	12	4	6	4	9	8	4	4	5	5	5	9	8	5	5	1	4	8	10	4	8	8	165	300 workers or more
total	729	775	777	676	667	648	657	644	666	653	546	518	519	531	538	553	473	499	505	529	527	495	580	421	14,126	total

Transition of occurred months of fatal and non-fatal accidents in 030302 machinery/apparatus setting work in Japan (1999-2022)

Month	1999	2000	2001	2002	2003	2004	2005	2006	2007	2008	2009	2010	2011	2012	2013	2014	2015	2016	2017	2018	2019	2020	2021	2022	total	Month
August	75	71	79	74	72	72	66	72	53	60	53	44	42	54	69	39	54	63	58	57	47	41	103	51	1,469	August

March	55	61	76	65	78	63	44	48	64	70	57	56	55	58	53	50	43	56	39	51	50	45	51	41	1,329	March
January	56	52	62	48	53	40	58	38	54	46	40	37	47	37	42	49	42	34	43	41	37	47	46	39	1,088	January
June	58	79	76	54	60	51	49	50	58	52	39	47	37	41	55	40	42	35	45	39	38	37	41	36	1,159	June
July	65	76	73	55	59	62	67	58	70	47	63	52	44	45	46	59	44	56	47	46	54	32	54	35	1,309	July
February	51	59	66	59	55	43	47	56	53	50	46	38	44	45	40	48	37	39	39	53	45	35	41	35	1,124	February
December	61	73	41	51	47	50	50	58	49	50	44	48	55	34	38	38	40	31	35	27	35	39	22	33	1,049	December
November	53	65	64	50	49	57	55	48	47	44	45	36	34	45	42	55	39	30	37	35	41	52	39	32	1,094	November
April	67	74	55	57	55	45	57	50	40	62	33	40	35	34	30	38	36	30	41	37	48	42	48	31	1,085	April
October	70	57	63	51	53	46	57	60	52	56	44	49	41	57	41	51	35	35	46	47	53	35	35	30	1,164	October
September	71	62	58	62	40	72	53	49	74	54	55	33	38	35	40	37	36	37	37	51	38	55	51	29	1,167	September
May	47	46	64	50	46	47	54	57	52	62	27	38	47	46	42	49	25	53	38	45	41	35	49	29	1,089	May
total	729	775	777	676	667	648	657	644	666	653	546	518	519	531	538	553	473	499	505	529	527	495	580	421	14,126	total

Transition of prefectures of fatal and non-fatal accidents in 030302 machinery/apparatus setting work in Japan (1999-2022)

Prefecture	1999	2000	2001	2002	2003	2004	2005	2006	2007	2008	2009	2010	2011	2012	2013	2014	2015	2016	2017	2018	2019	2020	2021	2022	total	Prefecture
Tokyo	50	62	70		54		45	43	47	40	26	32	39	37	33	39	29	24	35	28	31	26	27	29	846	Tokyo
Aichi	55	47	34		37		50	51	46	40	30	26	32	18	21	31	22	29	30	27	30	43	22	28	749	Aichi
Chiba	41	41	47		39		36	38	27	35	41	21	31	31	39	22	18	14	37	27	26	23	24	26	684	Chiba
Osaka	64	62	61		43		42	34	48	54	55	46	47	32	32	29	28	18	18	39	29	17	28	23	849	Osaka
Hokkaido	26	24	32		35		30	34	30	17	29	18	18	31	19	23	26	31	27	25	28	37	26	21	587	Hokkaido
Fukuoka	27	24	28		36		36	22	23	32	16	20	14	19	28	24	13	15	20	19	21	15	29	18	499	Fukuoka
Shizuoka	31	41	33		23		30	34	41	42	26	26	17	28	20	15	22	21	10	24	25	18	22	17	566	Shizuoka
Kanagawa	39	38	53		43		46	39	47	44	46	32	26	31	28	43	30	47	32	39	41	39	33	14	830	Kanagawa
Ibaraki	19	16	24		20		13	18	24	15	27	12	21	14	13	22	11	11	12	18	13	18	25	14	380	Ibaraki

Niigata	25	14	21		10		11	14	9	12	11	9	7	10	17	14	11	14	20	16	12	13	7	14	291	Niigata
Saitama	32	33	21		18		25	32	34	45	24	27	22	18	20	29	17	22	16	19	17	10	16	13	510	Saitama
Ehime	9	7	11		12		6	7	12	3	4	13	9	11	6	8	11	6	11	12	10	9	22	11	210	Ehime
Nara	5	4	3		2		2	5	4	4	5	5	5	7		3	2	4	3	3	5	3	3	11	88	Nara
Hiroshima	26	25	18		16		12	12	12	13	6	11	12	12	15	8	16	17	11	23	7	11	16	10	309	Hiroshima
Yamaguchi	9	17	12		8		11	11	12	18	6	7	11	16	14	9	8	30	9	7	10	8	11	10	254	Yamaguchi
Oita	12	11	21		7		5	7	14	11	9	10	10	11	14	13	11	5	8	14	12	12	6	10	233	Oita
Okayama	9	10	18		8		10	22	13	10	9	11	9	5	12	8	10	5	10	8	7	5	11	10	220	Okayama
Gunma	20	22	18		15		19	13	17	26	18	11	16	16	19	14	18	12	13	12	11	9	17	9	345	Gunma
Mie	18	25	9		21		15	26	16	15	5	12	11	10	8	10	14	16	22	9	12	9	10	9	302	Mie
Miyagi	3	12	8		16		13	5	12	11	6	6	17	22	20	10	14	9	10	11	16	14	15	9	259	Miyagi
Aomori	1	8	16		12		7	3	6	2	5	8	7	5	7	13	8	2	3	9	7	7	11	9	156	Aomori
Kagoshima	8	9	7		8		8	8	3	7	4	5	2		7	2	6	10	11	4	6	6	11	9	141	Kagoshima
Toyama	3	5	7		3		4	5	14	5	3	2	4	5	3	6	10	5	1	10	3	4	5	9	116	Toyama
Hyogo	26	46	42		28		32	33	37	31	26	30	26	25	30	29	21	32	25	20	28	32	23	8	630	Hyogo
Gifu	12	8	10		15		14	4	6	9	12	9	12	13	9	10	9	5	7	6	6	2	7	8	193	Gifu
Fukushima	12	10	20		22		17	8	9	10	7	13	10	9	14	7	10	8	5	9	14	11	16	7	248	Fukushima
Kyoto	17	18	14		17		19	20	16	16	14	12	11	10	10	11	4	6	4	3	7	7	6	6	248	Kyoto
Tochigi	8	12	12		10		13	9	8	9	6	2	4	7		5	8	12	11	9	16	5	9	6	181	Tochigi
Fukui	6	10	5		6		5	7	9	4	10	6	7	9	3	9	7	3	6	8	3	6	19	5	153	Fukui
Iwate	9	10	8		3		4	2	4	5	2	1	7	3	5	7		5	3	6	8	6	7	5	110	Iwate
Nagano	9	9	11		5		6	3	12	6	1	7	2	2	7	7	9	6	8	2	7	5	4	4	132	Nagano
Nagasaki	9	5	9		4		4	10	6	2	1	7	2	5	6	11	6	4	5	5	6	2	5	4	118	Nagasaki
Yamagata	13	11	4		7		4	3	1	2	4	4	8	3	3	1	6		2	4	3	5	4	4	96	Yamagata

Yamanashi	3	4	4		8		2		1	1	3	1			1	4	4	4		1	3	1	2	4	51	Yamanashi
Shiga	1	10	11		11		11	5	6	12	7	5	8	5	3	3		3	4	6	6	7	7	3	134	Shiga
Akita	7	3	4		4		1	5	2	5	4	7	1	3		10	4	5	3	8	7	8	5	3	99	Akita
Saga	6	10	6		1		4	3	4	3		2	3	5	7	1	1	2	3	4	4	6	21	3	99	Saga
Wakayama	11	13	7		5		7	5	3	4	2	8	3	5	4	2	1		2	5	2	1	1	3	94	Wakayama
Shimane	3	2	1		1		1	2	3	1	2	1	3	2	4	2	4	2	3	2	3	3	3	3	51	Shimane
Kumamoto	6	4	4		7		7	8	7	4	8	5	5	5	8	4	2	7	12	3	5	6	6	2	125	Kumamoto
Miyazaki	4	5	4		5		6	5	3	3	5	3	1	5	11	10	6	5	12	5	1	13	2	2	116	Miyazaki
Ishikawa	4	6	8		3		3	5	3	2	6	6	7	5	1	6	3	6	6	8	3	7	5	2	105	Ishikawa
Kochi	8	3	10		3		3	4	2	6		7	4	5	1	3	7	2	1	3	5	1	3	2	83	Kochi
Tokushima	8	5	4		5		8	7	3	8	4	3		7	5	6	2	4	3	5	5	2	14	1	109	Tokushima
Kagawa	11	6	4		4		7	7	5	4	5	3	3	3	6	3	1	6	4	3	3	2	4	1	95	Kagawa
Okinawa	3	5	3		4		2	4	4	4	5	5	2	6	5	2	2	5	3		1	1	6	1	73	Okinawa
Tottori	1	3			3		1	2	1	1	1	1	3			5	1		4	1	2		4	1	35	Tottori
total	729	775	777	676	667	648	657	644	666	653	546	518	519	531	538	553	473	499	505	529	527	495	580	421	14,126	total

Data Source : <https://anzeninfo.mhlw.go.jp/user/anzen/tok/anst00.html> MHLW, Jaan

Return to https://www.jisha.or.jp/english/statistics/202312_05.html