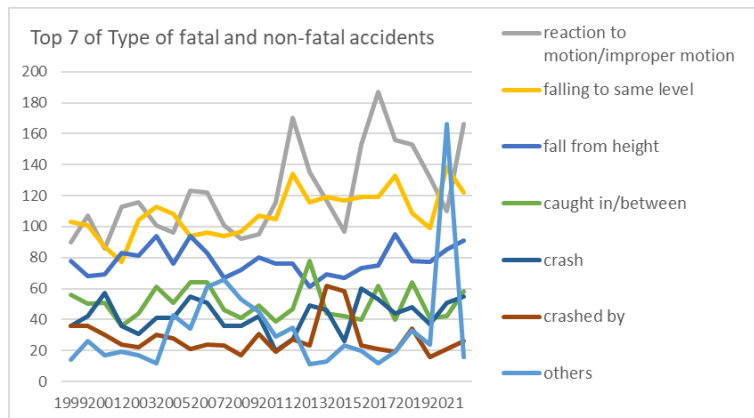
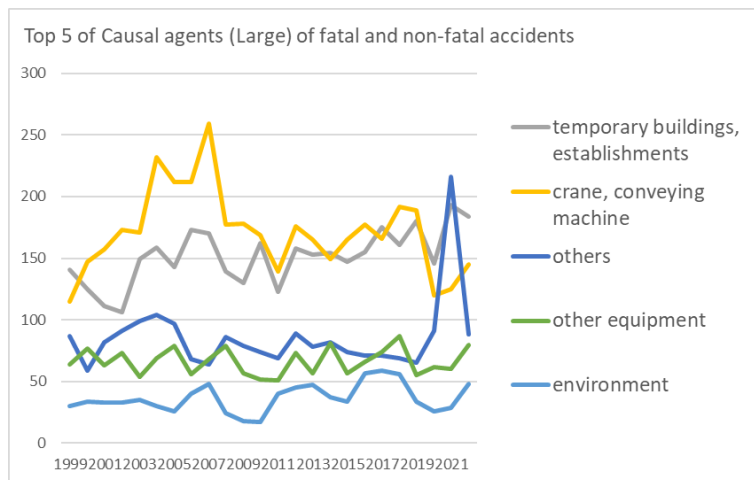


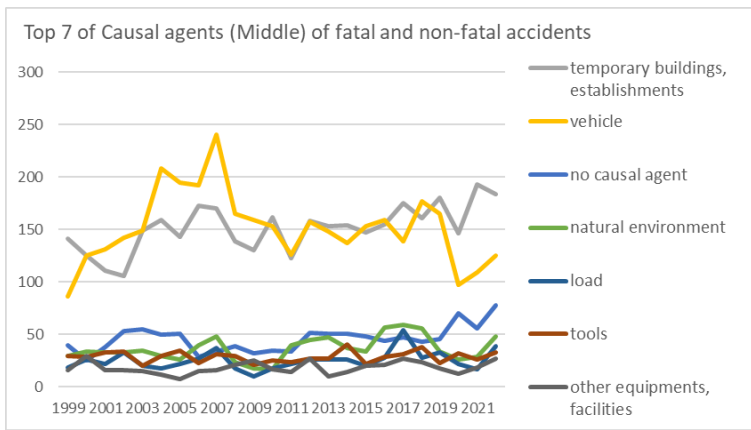
Transition of fatal and non-fatal accidents in 0401 railroad/water transportation/airline service in Japan (1999-2022)



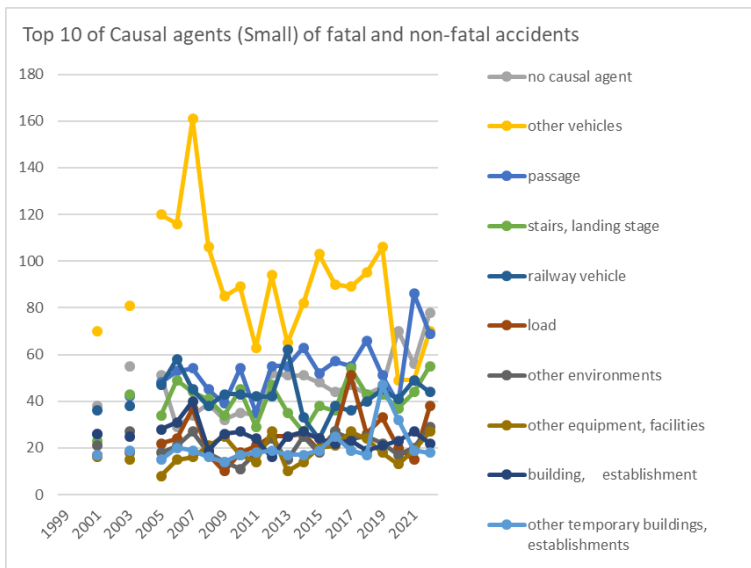
Transition of Top 7 of Type of fatal and non-fatal accidents in 0401 railroad/water transportation/airline service in Japan (1999-2022)



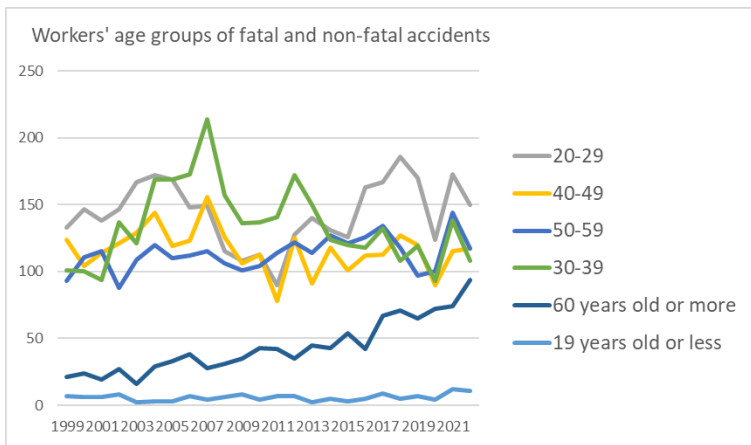
Transition of Top 5 of Causal agents (Large) of fatal and non-fatal accidents in 0401 railroad/water transportation/airline service in Japan (1999-2022)



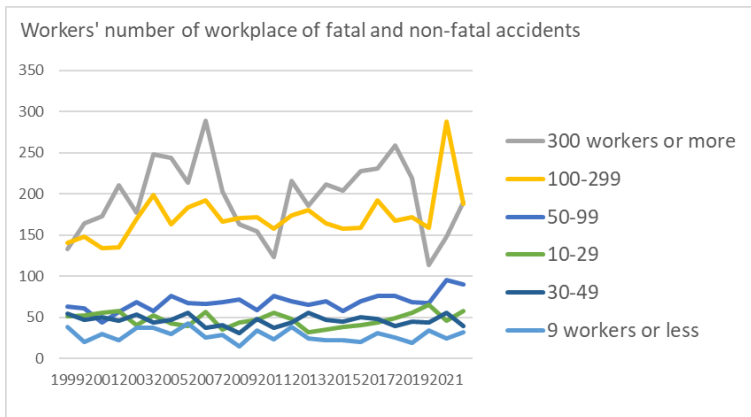
Transition of Top 7 of Causal agents (Middle) of fatal and non-fatal accidents in 0401 railroad/water transportation/airline service in Japan (1999-2022)



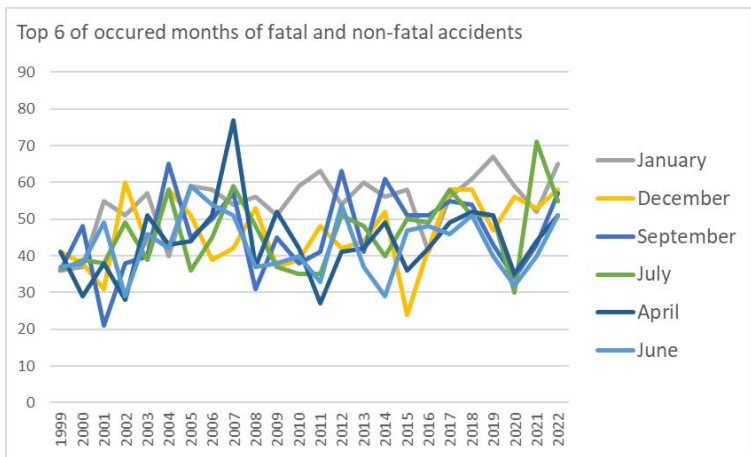
Transition of Top 10 of Causal agents (Small) of fatal and non-fatal accidents in 0401 railroad/water transportation/airline service in Japan (1999-2022)



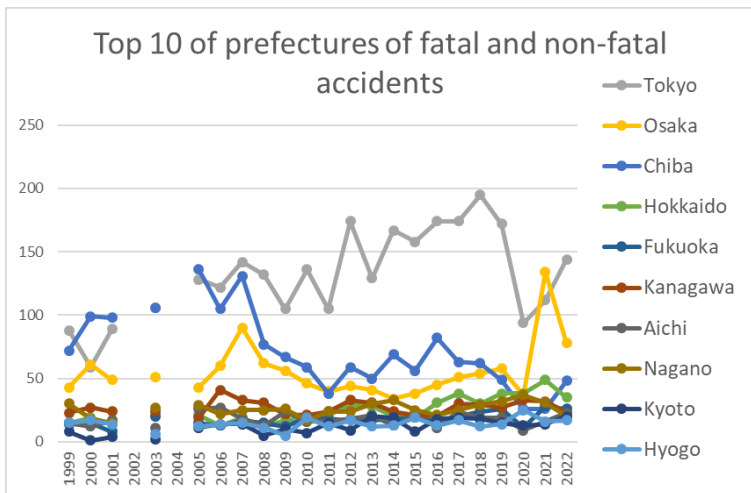
Transition of workers' age groups of fatal and non-fatal accidents in 0401 railroad/water transportation/airline service in Japan (1999-2022)



Transition of workers' number of workplace of fatal and non-fatal accidents in 0401 railroad/water transportation/airline service in Japan (1999-2022)



Transition of Top 6 of occurred months of fatal and non-fatal accidents in 0401 railroad/water transportation/airline service in Japan (1999-2022)



Transition of Top 10 of prefectures of fatal and non-fatal accidents in 0401 railroad/water transportation/airline service in Japan (1999-2022)

Transition of Type of fatal and non-fatal accidents in 0401 railroad/water transportation/airline service in Japan (1999-2022)

Type of accidents	1999	2000	2001	2002	2003	2004	2005	2006	2007	2008	2009	2010	2011	2012	2013	2014	2015	2016	2017	2018	2019	2020	2021	2022	total	Type of accidents
reaction to motion/improper motion	90	107	86	113	116	101	96	123	122	101	92	95	116	170	135	117	97	153	187	156	153	132	110	166	2,934	reaction to motion/improper motion

falling to same level	103	101	87	77	104	113	108	94	96	94	97	107	105	134	116	119	117	119	119	133	109	99	138	122	2,611	falling to same level
fall from height	78	68	69	83	81	94	76	94	83	67	72	80	76	76	61	69	67	73	75	95	78	77	85	91	1,868	fall from height
caught in/between	56	50	51	36	44	61	51	64	64	46	41	49	39	47	78	44	42	40	62	40	64	41	42	58	1,210	caught in/between
crash	36	42	57	36	31	41	41	55	51	36	36	42	20	27	49	46	26	60	53	44	48	37	51	55	1,020	crash
crashed by	36	36	30	24	22	30	28	21	24	23	17	31	19	27	23	62	58	23	21	19	34	16	21	26	671	crashed by
others	14	26	17	19	17	12	43	34	61	66	53	45	29	35	11	13	23	20	12	19	33	24	166	16	808	others
struck by flying or falling object	15	16	22	23	16	23	23	15	18	13	13	12	18	23	6	16	16	17	14	22	17	17	12	15	402	struck by flying or falling object
contact to high/low-temperature	7	7	6	6	5	11	4	6	8	8	4	4	4	8	8	9	10	10	23	15	11	7	4	12	197	contact to high/low-temperature
contact to harmful substance		1		1	3	4	3	1	1		2	2	8	3	16	10	14	10	16	13	2	5	2	10	127	contact to harmful substance
traffic accident (public road)	17	11	22	15	20	24	25	20	28	17	28	11	18	13	17	14	24	27	9	38	10	9	9	9	435	traffic accident (public road)
traffic accident (others)	4	10	12	55	42	64	66	50	82	42	18	20	3	2	3	10	5	1	10	3	6	7	3	6	524	traffic accident (others)
electric shock	3	5	2	4	2	1	4	2	5	3	1	2	1	1	3	2	2	3		3		2	1	5	57	electric shock
cut	9	8	8	4	12	14	10	7	9	11	10	7	5	7	10	11	9	3	11	9	7	7	7	3	198	cut
unclassifiable	6	2	12	28	27	39	16	8	9	8	7	5		10	2	2	5	4	3	2	2	1	4	1	203	unclassifiable
collapse	4	1	4	3	2	2	5	5	5	4	2	1	2	5	2	3	7	3	2	2	4			1	69	collapse
injury to the sole of			1			3	1	2		1		1	3				1		2			2		1	18	injury to the sole

the foot																											of the foot
drown	1	1					1						4	1	1	1	2		2	2				1		17	drown
burst				1			2				1		1													5	burst
explosion											1								1							3	explosion
fire												1														1	fire
total	479	492	486	528	544	637	603	601	666	541	494	514	472	589	542	548	525	566	622	615	578	483	656	597	13,378	total	

Transition of Causal agents (Large) of fatal and non-fatal accidents in 0401 railroad/water transportation/airline service in Japan (1999-2022)

Causal (L) agents	1999	2000	2001	2002	2003	2004	2005	2006	2007	2008	2009	2010	2011	2012	2013	2014	2015	2016	2017	2018	2019	2020	2021	2022	total	Causal (L) agents
temporary buildings, establishments	141	125	111	106	149	159	143	173	170	139	130	162	123	158	153	154	147	155	175	161	180	146	193	184	3,637	temporary buildings, establishments
crane, conveying machine	115	147	157	173	171	232	212	212	259	177	178	169	139	176	165	149	165	177	166	192	189	120	125	145	4,110	crane, conveying machine
others	87	59	82	91	99	104	97	68	64	86	79	74	69	89	78	82	74	71	71	69	65	91	216	88	2,053	others
other equipment	64	77	63	73	54	69	79	56	68	79	57	52	51	73	57	81	57	66	74	87	55	62	60	80	1,594	other equipment
environment	30	34	33	33	35	30	26	40	48	24	18	17	40	45	47	37	34	57	59	56	34	26	29	48	880	environment
load	19	26	22	33	20	18	22	27	37	18	10	18	22	26	26	26	20	28	54	28	33	22	17	39	611	load
machine	13	11	11	6	7	13	10	9	6	7	12	8	12	8	9	9	10	4	12	12	10	4	6	9	218	machine
substance, material	10	13	7	13	9	12	14	16	14	11	10	14	16	14	7	10	18	8	11	10	12	12	10	4	275	substance, material
total	479	492	486	528	544	637	603	601	666	541	494	514	472	589	542	548	525	566	622	615	578	483	656	597	13,378	total



materials	9	12	7	12	8	11	10	13	9	9	7	14	12	13	5	9	14	7	6	9	10	12	9	3	230	materials	
crane	5	3	4	3	2	3	1	2	1	4	4	1	4	3	5	3	1	5	4	4	6	10	1	3	82	crane	
construction machine	1	4			1	2	2	3	2		2		3		2	1	1	1	2	2	1	2	4	3	39	construction machine	
unclassifiable	8	7	11	15	17	10	10	6	8	14	5	6	2	15	5		4	2	4		3	1	1	2	156	unclassifiable	
general machine	5	4	4	3	1	7	6	4	3	2	8	5		4	5	5	5	2	4	6	4	1	1	2	91	general machine	
metal manufacturing machine	4	2	5	1	2	2	1	1	1	2	2	1	3	2			1	1	3	1	2	1	1	2	41	metal manufacturing machine	
hazards, harmful substances	1	1		1	1	1	4	3	5	2	3		4	1	2	1	4	1	5	1	2		1	1	45	hazards, harmful substances	
power transmission mechanism	1		1	2			1	1		1		1	4	1	1	1			2	2	2			1	22	power transmission mechanism	
engine	1	1								1							2			1				1	7	engine	
welding equipment		1		1			1						1			1			1					1	7	welding equipment	
woodworking machine	1		1		3	2				1		1	2	1	1	2	1		1		1				18	woodworking machine	
kiln, caldron			1												1	1	2		1						6	kiln, caldron	
pressure vessel						1										2									3	pressure vessel	
mobile silviculture machine																											mobile silviculture machine







equipment						1			1		1			1	1				2	1	1	1	2	12	equipment
other powered conveying machines			7		5	4	3	5	1	5	6	3	3	5	3	5	4	4	4	10	1	6	1	85	other powered conveying machines
metal material			4		5	6	4	4	3	1	5	7	4	1	2	6	5	3	3	2	7	4	1	77	metal material
stone, sand, substance			1			2	2	4	3	4	4	2	1	1	1	1	1	2	3	4	1	1	1	39	stone, sand, substance
other materials			2		2	1	3	1	2	1	1	1	5	1	5	4	1		3	2	2	1	1	39	other materials
other hazards, harmful substances						2	2	4	2	2		3	1	1	1	2	1	5	1			1	1	29	other hazards, harmful substances
machine/equipment as load			5		2		3		1			1	1	1		1	1	3	2		2	2	1	26	machine/equipment as load
roof, beam, haze, crossbeam, principal rafter					2	3	4			1	1	1	1	2	1	2		1	1	1		1	1	23	roof, beam, haze, crossbeam, principal rafter
power transmission mechanism			1			1	1		1		1	4	1	1	1			2	2	2			1	19	power transmission mechanism
crane								1	2			1		1	1		1	1	2		4	1	1	16	crane
grinding machine, buffing machine			2					1		1		1	2			1		2	1	2	1		1	15	grinding machine, buffing machine
human power cranes								1		3			2						1		1		1	9	human power cranes
vehicle for high lift work					1			1	1				2					1				1	1	8	vehicle for high lift work
human power machine			1		1															1	1		1	6	human power machine

engine									1							2			1				1	5	engine	
other metal manufacturing machines			1					1									1							1	5	other metal manufacturing machines
gas welding equipment							1												1					1	4	gas welding equipment
natural ground, rock			4		3		4	6	6	4	2	2	9	4	11	3	2	5	5	1	5	1	6		83	natural ground, rock
lumber, bamboo					1		1	4		1	1	4	2	3	2	1	3		1		2	2	3		31	lumber, bamboo
scaffolding			2		3			1	2	2		1	2		1	2	1	1	1			1	2		22	scaffolding
other powered crane					1		1	1			2	1	2	2	2	1		1	2	1	2	2			21	other powered crane
transmission			1		1		2	2	5	2		2		1	1	1		1	1	1					21	transmission
conveyor			2				2	2	1		1			3	2		1		2		1		2		19	conveyor
water			1				1					4	1	2				2	1	1					13	water
mobile crane			2		1		1		2	1				1	1		2		1						12	mobile crane
slinging tool			2				1		2	2				1					1	1		1			11	slinging tool
circular sawing machine			1		2										1	1			1						8	circular sawing machine
lathe			1		2		1			1	1	1	1												8	lathe
chain saw					1					1			2		1	1									6	chain saw
harmful substance					1		2		1								2								6	harmful substance
leveling, transporting or loading machine											1									1		1	1		5	leveling, transporting or loading machine



equipment																							1	equipment	
other kiln, caldron																								1	other kiln, caldron
explosive substance																								1	explosive substance
band sawing machine																									band sawing machine
hollow chisel mortiser, wood borer																									hollow chisel mortiser, wood borer
chamfering machine, router, woodworking milling machine																									chamfering machine, router, woodworking milling machine
other woodworking machines																									other woodworking machines
hardening machine																									hardening machine
demolition machine																									demolition machine
power press																									power press
forging pressure hammer																									forging pressure hammer
shearing machine																									shearing machine
centrifugal machine																									centrifugal machine
roll machine (except printingroll machine)																									roll machine (except printingroll machine)
injection molding																									injection molding

machine																												machine	
printing machine																													printing machine
industrial robot																													industrial robot
felling machine																													felling machine
mobile logging machine																													mobile logging machine
skyline yarding machine																													skyline yarding machine
other mobile silviculture machine																													other mobile silviculture machine
derrick crane																													derrick crane
simple skyline yarding equipment																													simple skyline yarding equipment
straddle carrier																													straddle carrier
boiler																													boiler
pressure vessel																													pressure vessel
chemical facilities																													chemical facilities
other welding equipment																													other welding equipment
industrial dryer																													industrial dryer
timbering																													timbering
radiation																													radiation
total	479	492	486	528	544	637	603	601	666	541	494	514	472	589	542	548	525	566	622	615	578	483	656	597	13,378	total			





January	36	37	55	51	57	40	59	58	54	56	51	59	63	54	60	56	58	41	56	61	67	59	52	65	1,305	January
December	41	38	31	60	43	58	51	39	42	53	37	39	48	42	44	52	24	42	58	58	47	56	53	58	1,114	December
September	36	48	21	38	40	65	45	50	57	31	45	38	41	63	41	61	51	51	55	54	43	34	43	57	1,108	September
July	36	39	38	49	39	58	36	45	59	48	37	35	35	51	48	40	50	49	58	51	51	30	71	55	1,108	July
April	41	29	38	28	51	43	44	51	77	37	52	42	27	41	42	49	36	42	49	52	51	35	44	51	1,052	April
June	37	38	49	29	46	42	59	54	51	37	38	40	33	54	37	29	47	48	46	51	40	32	40	51	1,028	June
March	51	52	48	53	52	68	47	60	65	38	48	46	48	52	46	50	59	57	57	45	57	45	34	49	1,227	March
October	42	35	39	51	49	58	32	54	47	46	37	35	37	42	48	33	36	42	50	36	40	44	50	48	1,031	October
February	49	45	41	37	49	55	61	63	62	50	43	48	48	59	54	61	48	50	52	63	47	52	63	43	1,243	February
May	36	38	42	41	49	48	61	34	52	43	35	51	30	49	33	47	41	53	36	46	50	29	66	42	1,052	May
November	41	42	37	51	25	55	55	54	47	55	32	37	36	39	40	34	41	41	39	39	42	35	35	41	993	November
August	33	51	47	40	44	47	53	39	53	47	39	44	26	43	49	36	34	50	66	59	43	32	105	37	1,117	August
total	479	492	486	528	544	637	603	601	666	541	494	514	472	589	542	548	525	566	622	615	578	483	656	597	13,378	total

Transition of prefectures of fatal and non-fatal accidents in 0401 railroad/water transportation/airline service in Japan (1999-2022)

Prefecture	1999	2000	2001	2002	2003	2004	2005	2006	2007	2008	2009	2010	2011	2012	2013	2014	2015	2016	2017	2018	2019	2020	2021	2022	total	Prefecture
Tokyo	88	59	89		106		128	122	142	132	105	136	105	174	129	167	158	174	174	195	172	94	112	144	2,905	Tokyo
Osaka	43	61	49		51		43	60	90	62	56	46	40	44	41	34	38	45	51	54	58	37	134	78	1,215	Osaka
Chiba	72	99	98		106		136	105	131	77	67	59	38	59	50	69	56	82	63	62	49	26	26	48	1,578	Chiba
Hokkaido	15	19	14		21		21	13	19	12	17	19	21	29	28	20	19	31	38	30	38	38	49	35	546	Hokkaido
Fukuoka	14	15	8		20		15	13	17	15	12	19	18	17	17	18	19	16	20	24	26	11	28	26	388	Fukuoka
Kanagawa	23	27	24		24		19	41	33	31	22	21	24	33	31	24	21	20	30	29	27	33	32	23	592	Kanagawa
Aichi	15	12	17		11		26	27	18	13	24	16	16	18	21	13	21	11	24	19	19	9	16	23	389	Aichi
Nagano	30	18	15		27		29	22	25	25	26	17	24	24	30	33	25	21	25	29	32	37	31	20	565	Nagano

Kyoto	8	1	4		2		11	14	14	5	10	7	15	9	20	19	8	18	19	18	15	13	14	20	264	Kyoto
Hyogo	15	17	14		6		12	14	15	11	5	19	12	17	12	13	19	13	17	12	14	25	16	17	315	Hyogo
Okinawa	2	3	2				2	3	15	13	16	10	10	4	6	10	8	8	5	6	1	4	4	14	146	Okinawa
Shizuoka	5	4	6		12		4	4	8	8	5	3	11	9	5	6	10	7	7	7	5	6	4	13	149	Shizuoka
Niigata	25	10	11		6		10	13	14	14	12	9	9	13	8	11	7	11	9	8	7	13	16	10	246	Niigata
Hiroshima	10	9	8		21		6	9	11	7	11	9	12	10	9	7	8	8	11	9	17	13	11	10	226	Hiroshima
Yamagata	2	6	3		2		1	4	4	2	2	6	6	1	8	3		2	7	4	1	4	4	10	82	Yamagata
Kagawa	8	4	6		8		8	8	10	2	7	9	5	6	5	2	2	4	4	6	6	5	17	9	141	Kagawa
Saitama	15	16	15		15		15	23	9	17	8	16	12	17	17	10	9	10	7	7	6	14	18	7	283	Saitama
Miyagi	6	7	8		10		8	3	11	6	6	14	11	6	7	3	6	4	13	5	4	4	8	7	157	Miyagi
Gunma	11	16	8		12		14	5	6	10	15	4	11	15	12	12	18	6	11	9	8	5	6	6	220	Gunma
Nara	2	1	2		2		4	3	4	3	1	2	2	2	3	3	4	4	4	1	2	4	4	6	63	Nara
Yamaguchi		2			3		1	2		4	4	2	4	4	5	2	3	5	4	3	5	2	2	6	63	Yamaguchi
Kagoshima	8	6	5		4		5	5	4	1	3	3	2	2	7	5	8	8	11	10	7	7	10	5	126	Kagoshima
Ibaraki	7	7	12		11		2	7	5	1	3	4	2	8	8	4	1	1	3			4	5	5	100	Ibaraki
Ehime	6	6	4		5		3	3	5	6	5	3	5	4	6	7	4	2	2	3	3	7	2	5	96	Ehime
Mie	5		8		4		5	5	5	6	6	3	4	3	4	1	4	5	2	4	4	4	3	5	90	Mie
Akita	2	2	3		2		3	2	4	6	2	3	3	5	5	2	1	6	4	4	4	2	4	5	74	Akita
Okayama	1	12	4		3		7	12	6	8	2	3	1	4	4	6	5	4	7	2	3	8	4	4	110	Okayama
Tokushima	1		1		2		6		2	3	5	1			2	1	5	5	3	3	1	1	1	4	47	Tokushima
Kumamoto	3	8	4		1		3	1	1	3	4	10	2	5	4	3	1	2	3	2	2	4	6	3	75	Kumamoto
Aomori	2	6	4		4		8	3	3	1	3	3	5	7	2	3	1			1	4	3	3	3	69	Aomori
Ishikawa	1		1		2		2	3	4	2		1	1	1	2	1	3	4	2	8	5	2	21	3	69	Ishikawa
Iwate	2		4		2		4	1	1	1	1	1		1	3	4	3	1	1	3	2	3	4	3	45	Iwate

Fukui	1	8	2		1		1	1	1	4	3	2	1	2		2		1	1			3	3	3	40	Fukui
Nagasaki	5		6		5		2	6	6	8	10	4	7	4	6	6	6	2	5	5	4	11	5	2	115	Nagasaki
Fukushima	8	5	3		4		9	9	5	6	5	9	3	5	6	4	1	2	4	4	2	2	4	2	102	Fukushima
Shiga	2	7	5		3		1	5	2	1	1	4	7	7	6	3	2	7	4	1	2	6	10	2	88	Shiga
Toyama	1	5	2		6		2	3	2		1	3	4	1	1	1	7	2	3	4	5	4	5	2	64	Toyama
Wakayama	2		2		1		3	3		2		1	3	2	1	3	1	4	3		6	3	4	2	46	Wakayama
Tottori	2		1		2		2	6			2			2			2				2	5		2	28	Tottori
Gifu		4	3		4		7	4	4	3	2	5	4	2	3	2	2	2	6	7	5	1	2	1	73	Gifu
Oita	4		3		2		3	1	3	1			2	2	1	4	2	1	1	4			1	1	36	Oita
Yamanashi	1		3		4		2	3	1	1	2		2	1	2		2	2	2	1		2	2	1	34	Yamanashi
Miyazaki	1	1			3		3	1		1		2	3	2	1	1			1	3	2	1	1	1	28	Miyazaki
Saga	1	1	1				1	1	1	2		2		4	1		4		2	2	1			1	25	Saga
Kochi	1	4	1		1		6	2	1	2	1	2	1	1	2	2		3	2	3	1	1	1		38	Kochi
Tochigi	2	2	2		2			4	3		1	2	2	2	1	3	1	2	3	4	1				37	Tochigi
Shimane	1	2	1		1			2	1	3	1		2	1		1			4			2	3		25	Shimane
total	479	492	486	528	544	637	603	601	666	541	494	514	472	589	542	548	525	566	622	615	578	483	656	597	13,378	total

Data Source : <https://anzeninfo.mhlw.go.jp/user/anzen/tok/anst00.html> MHLW, Jaan

Return to [https://www.jisha.or.jp/english/statistics/202312\\_05.html](https://www.jisha.or.jp/english/statistics/202312_05.html)