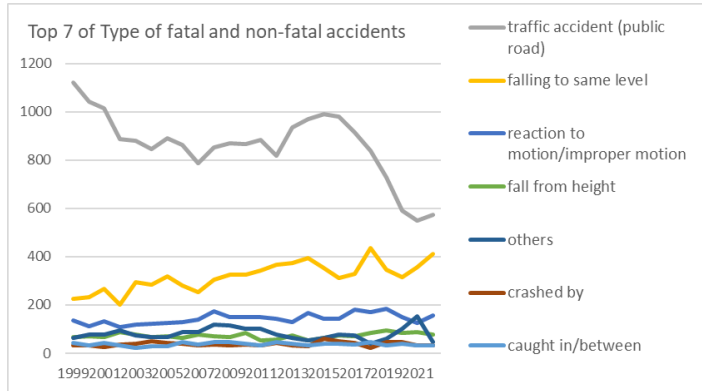
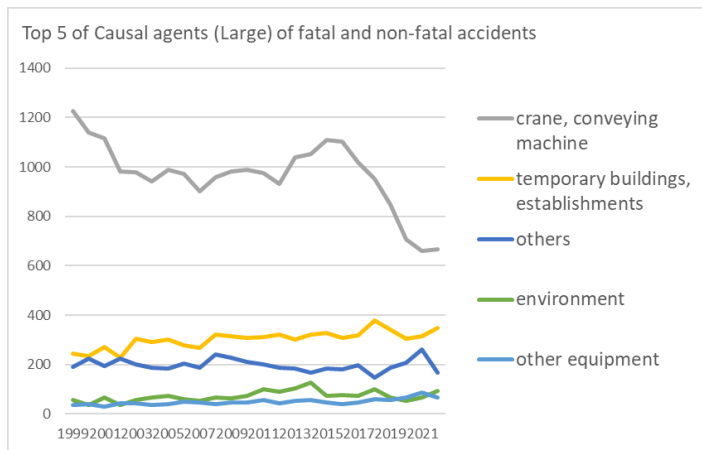


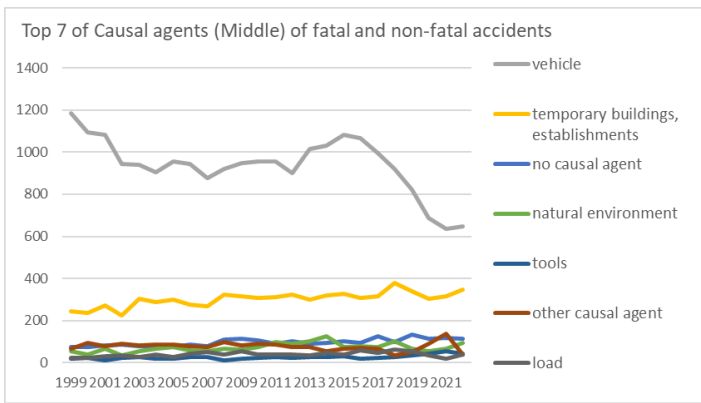
Transition of fatal and non-fatal accidents in 040201 taxi service in Japan (1999-2022)



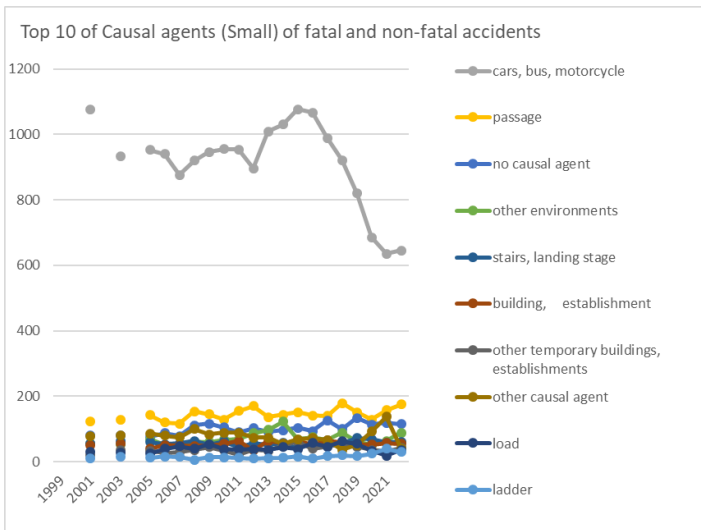
Transition of Top 7 of Type of fatal and non-fatal accidents in 040201 taxi service in Japan (1999-2022)



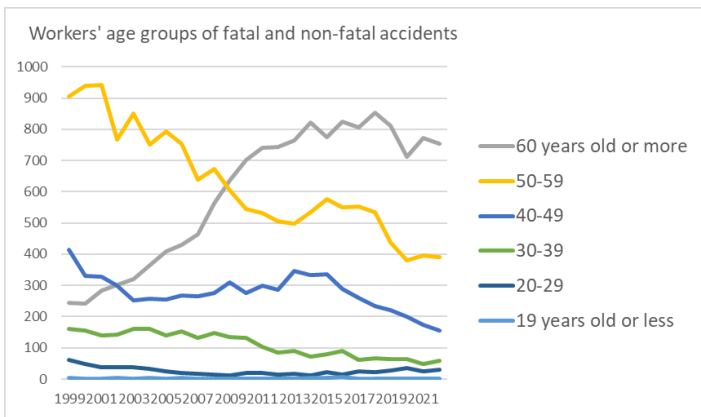
Transition of Top 5 of Causal agents (Large) of fatal and non-fatal accidents in 040201 taxi service in Japan (1999-2022)



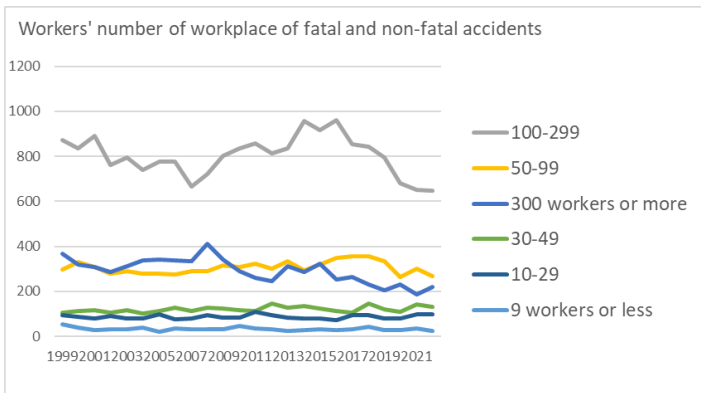
Transition of Top 7 of Causal agents (Middle) of fatal and non-fatal accidents in 040201 taxi service in Japan (1999-2022)



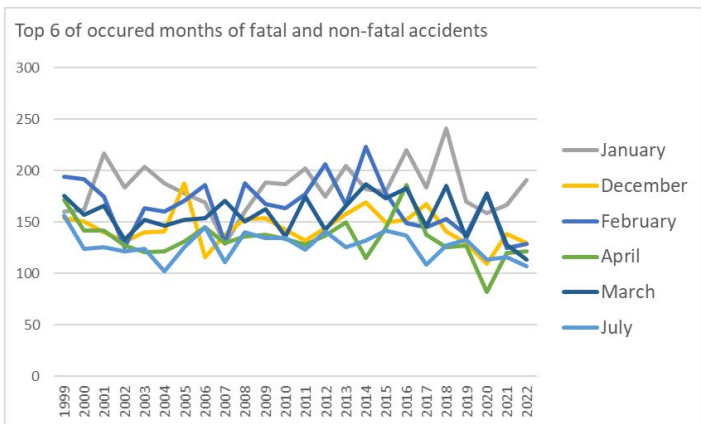
Transition of Top 10 of Causal agents (Small) of fatal and non-fatal accidents in 040201 taxi service in Japan (1999-2022)



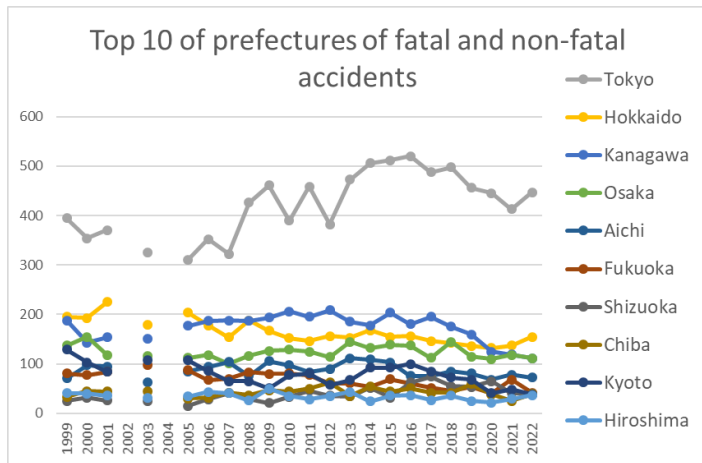
Transition of workers' age groups of fatal and non-fatal accidents in 040201 taxi service in Japan (1999-2022)



Transition of workers' number of workplace of fatal and non-fatal accidents in 040201 taxi service in Japan (1999-2022)



Transition of Top 6 of occurred months of fatal and non-fatal accidents in 040201 taxi service in Japan (1999-2022)



Transition of Top 10 of prefectures of fatal and non-fatal accidents in 040201 taxi service in Japan (1999-2022)

Transition of Type of fatal and non-fatal accidents in 040201 taxi service in Japan (1999-2022)

Type of accidents	1999	2000	2001	2002	2003	2004	2005	2006	2007	2008	2009	2010	2011	2012	2013	2014	2015	2016	2017	2018	2019	2020	2021	2022	total	Type of accidents
traffic accident (public road)	1,121	1,043	1,014	886	880	846	890	864	789	852	870	867	883	817	934	971	989	979	916	839	730	590	550	572	20,692	traffic accident (public road)
falling to same level	226	232	268	203	293	284	320	281	253	306	327	324	342	368	373	396	352	312	328	436	345	314	357	413	7,653	falling to same level
reaction to motion/improper motion	135	112	132	109	119	122	127	130	141	175	150	151	150	142	130	168	144	142	181	172	185	149	126	156	3,448	reaction to motion/improper motion
fall from height	68	69	67	88	79	68	70	62	77	70	68	84	54	57	73	55	63	75	71	83	95	84	88	78	1,746	fall from height
others	64	77	76	94	73	68	67	87	89	120	115	102	100	76	64	52	65	77	73	41	61	102	153	45	1,941	others
crashed by	31	33	26	35	40	50	44	38	32	35	34	35	31	44	33	28	59	49	43	22	47	47	34	34	904	crashed by
caught in/between	43	32	44	33	24	28	29	46	36	46	45	39	32	45	41	33	39	38	35	45	32	38	32	33	888	caught in/between
crash	26	31	29	34	34	37	24	39	40	24	40	34	37	37	27	36	44	50	33	35	42	47	50	32	862	crash
unclassifiable	43	61	37	47	53	39	28	43	36	31	25	17	19	22	28	21	15	28	13	14	4	7	11	12	654	unclassifiable

struck by flying or falling object	9	6	8	4	10	6	4	10	8	8	17	5	11	8	1	8	4	8	4	5	11	1	6	3	165	struck by flying or falling object
cut	12	8	15	5	8	8	11	7	4	7	6	6	11	9	4	6	7	7	2	5	2	3	4	3	160	cut
traffic accident (others)	7	1	2	4	1	1	4	4	1		1	4	3	3	6	1	9	3	1	5	4	2		3	70	traffic accident (others)
collapse		1	1		2	2		3	2		1			2		1	1	1			1	2		2	22	collapse
injury to the sole of the foot	1	2	1	1			1			1	1		2		1					1				2	14	injury to the sole of the foot
contact to high/low-temperature	2	7	6	6	4	11	4	1	7	3	2	6	10	2	3	3	3	3	5	6	4	1	5	1	105	contact to high/low-temperature
contact to harmful substance			3		1			7	1							1						1	1		15	contact to harmful substance
drown	1												10					1							12	drown
fire		1	1	1		1		1				1	1						1		1	1			10	fire
explosion		2		2						1									1						6	explosion
burst	3		1	1			1																		6	burst
electric shock					1			1																	2	electric shock
total	1,792	1,718	1,731	1,553	1,622	1,571	1,624	1,624	1,516	1,679	1,702	1,675	1,696	1,632	1,718	1,780	1,794	1,773	1,706	1,710	1,563	1,389	1,418	1,389	39,375	total

Transition of Causal agents (Large) of fatal and non-fatal accidents in 040201 taxi service in Japan (1999-2022)

Causal (L) agents	1999	2000	2001	2002	2003	2004	2005	2006	2007	2008	2009	2010	2011	2012	2013	2014	2015	2016	2017	2018	2019	2020	2021	2022	total	Causal (L) agents
crane, conveying machine	1,226	1,139	1,117	981	979	943	990	973	901	958	982	987	975	933	1,038	1,053	1,109	1,101	1,019	953	847	708	660	665	23,237	crane, conveying machine

temporary buildings, establishments	245	235	271	227	305	290	302	277	267	323	315	307	310	323	301	321	329	308	317	380	340	306	316	349	7,264	temporary buildings, establishments
others	192	225	195	224	202	187	184	203	188	241	226	212	200	188	184	167	185	181	197	146	188	209	261	166	4,751	others
environment	56	38	68	37	56	68	74	61	55	68	64	73	99	91	102	127	75	78	74	101	68	55	68	93	1,749	environment
other equipment	37	40	30	44	42	38	39	49	45	39	47	45	57	43	53	56	48	40	46	60	58	66	87	66	1,175	other equipment
load	25	24	31	34	28	38	26	42	51	40	57	41	38	41	37	46	38	59	47	62	55	37	19	39	955	load
substance, material	3	16	12	5	7	5	5	16	5	8	7	7	13	11	2	4	7	4	2	6	6	5	6	10	172	substance, material
machine	8	1	7	1	3	2	4	3	4	2	4	3	4	2	1	6	3	2	4	2	1	3	1	1	72	machine
total	1,792	1,718	1,731	1,553	1,622	1,571	1,624	1,624	1,516	1,679	1,702	1,675	1,696	1,632	1,718	1,780	1,794	1,773	1,706	1,710	1,563	1,389	1,418	1,389	39,375	total

Transition of Causal agents (Middle) of fatal and non-fatal accidents in 040201 taxi service in Japan (1999-2022)

Causal (M) agents	1999	2000	2001	2002	2003	2004	2005	2006	2007	2008	2009	2010	2011	2012	2013	2014	2015	2016	2017	2018	2019	2020	2021	2022	total	Causal (M) agents
vehicle	1,183	1,094	1,081	944	939	903	954	942	876	921	948	955	956	899	1,013	1,030	1,082	1,067	995	922	822	687	636	647	22,496	vehicle
temporary buildings, establishments	245	235	271	227	305	290	302	277	267	323	315	307	310	323	301	321	329	308	317	380	340	306	316	349	7,264	temporary buildings, establishments
no causal agent	75	76	81	88	80	73	76	87	78	111	116	105	90	102	91	96	103	93	126	100	134	113	119	115	2,328	no causal agent
natural environment	56	38	68	37	56	68	74	61	55	68	64	73	99	91	102	127	75	78	74	101	68	55	68	93	1,749	natural environment
tools	20	23	12	23	28	20	19	26	27	13	21	24	27	22	26	26	31	20	25	28	36	42	55	45	639	tools
other causal agent	67	95	79	92	81	85	86	80	75	100	84	89	88	73	74	55	69	72	66	36	51	92	137	41	1,867	other causal agent

																										agent
load	25	24	31	34	28	38	26	42	51	40	57	41	38	41	37	46	38	59	47	62	55	37	19	39	955	load
conveying machine	40	44	36	35	38	37	36	30	24	36	31	30	19	32	23	22	24	33	24	28	24	19	23	17	705	conveying machine
human power machine, tools	7	9	9	11	10	11	14	17	11	13	16	15	18	14	8	25	10	10	15	14	13	16	21	17	324	human power machine, tools
unclassifiable	50	54	35	44	41	29	22	36	35	30	26	18	22	13	19	16	13	16	5	10	3	4	5	10	556	unclassifiable
materials	3	12	6	3	5	2	5	9	3	8	7	5	13	11	2	3	7	4	2	6	5	4	6	9	140	materials
other equipments, facilities	9	4	9	7	4	7	6	6	7	12	10	6	11	6	18	5	6	10	5	15	7	8	11	4	193	other equipments, facilities
crane	3	1		2	2	3		1	1	1	3	2		2	2	1	3	1		3	1	2	1	1	36	crane
hazards, harmful substances		4	6	2	2	3		7	2			2				1					1	1		1	32	hazards, harmful substances
metal manufacturing machine	1		2					1			1		1			2				1				1	10	metal manufacturing machine
general machine	5	1	4	1	2		2	2	3	1	2	1	1	1	1	1		1	2	2	1	2			36	general machine
electric equipment	1	2											1		1					3	1				9	electric equipment
engine			1			1							1	1		2	1								7	engine
power transmission mechanism	1						1		1		1	1				1	1								7	power transmission mechanism
construction machine	1				1	1	1			1								1	1						7	construction

natural ground, rock			1		1		3	5	1	1	1	3	1	1	1	1	3		4	5	2	1		1	36	natural ground, rock
standing tree					1					1	3	1	3		1	1	1			1	2	1	2	1	19	standing tree
elevator, lift					2						1	2		1	1	1	1			1	1	1	1	1	14	elevator, lift
grinding machine, buffing machine			1								1					2								1	7	grinding machine, buffing machine
abnormal environment			1							1		1	2	1										1	7	abnormal environment
harmful substance			2						1															1	4	harmful substance
water			2				1	5	3	2		1	23				2	2	1	2		1			45	water
other general power machines			4		2		2	2	3	1	2	1	1	1	1	1		1	2	2	1	2			29	other general power machines
opening					4		4		2	1	2	1		1	1		1	3	1	1	1		2		25	opening
roof, beam, haze, crossbeam, principal rafter							1	1								2	1		1						15	roof, beam, haze, crossbeam, principal rafter
other hazards, harmful substances			1		2			7	1			1									1	1			14	other hazards, harmful substances
forklift							2	2			1								2			1			9	forklift
human power cranes			2											1	1	3							1		8	human power cranes
engine			1										1	1		2	1								6	engine
power transmission mechanism							1		1		1	1					1	1							6	power transmission mechanism
other powered crane								1		1	1								1			1			6	other powered crane
transmission													1		1					3	1				6	transmission

mobile crane											1			1	1		1	1								5	mobile crane		
human power machine			1											1													4	human power machine	
scaffolding					1		1		1																		4	scaffolding	
excavating machine					1												1	1									3	excavating machine	
inflammable gas			2													1											3	inflammable gas	
chain saw													1												1		2	chain saw	
other woodworking machines													1													1	2	other woodworking machines	
leveling, transporting or loading machine																											2	leveling, transporting or loading machine	
crane																										1	2	crane	
railway vehicle																											1	2	railway vehicle
gas welding equipment																											1	2	gas welding equipment
inflammable substance																											1	2	inflammable substance
circular sawing machine																											1	1	circular sawing machine
forging pressure hammer																											1	1	forging pressure hammer
other metal manufacturing machines																											1	1	other metal manufacturing machines
other pressure vessels																											1	1	other pressure vessels

Ibaraki	22	21	24		17		18	12	12	11	14	12	13	18	19	17	16	13	10	10	5	4	5	3	296	Ibaraki
Shiga	10	8	8		13		7	4	6	2	3	5	5	6	9	5	3	7	4	5	8	3	5	3	129	Shiga
Ehime	5	9	3		5		4	4		6	7	5	3	6	2	5	6	3	6	3	3	4	7	3	99	Ehime
Tokushima	4	2	4		6		3	2	4	1	3	4	5	3	4	3	1	5	4	3	1	1	2	3	68	Tokushima
Saga	5	5	4		8		13	1	6	4	5	3	5	6	5	2	2	1	5	3	1	2	3	2	91	Saga
Tottori	4	5	6		2		2	4	5	3	5	3	3	3	4	4	3	2	6	6	6	5	1	2	84	Tottori
Kagawa	8	9	3		5		2	8	5	4	2	3	4	5	3	2	3	5	4	2	1		3	2	83	Kagawa
Wakayama	25	17	18		10		16	12	11	19	13	8	7	8	11	6	10	6	10	11	7	1	7	1	234	Wakayama
Yamanashi	4	3	6		1		1	4	1	7	3	4	2		2	2	4			2	1				47	Yamanashi
total	1,792	1,718	1,731	1,553	1,622	1,571	1,624	1,624	1,516	1,679	1,702	1,675	1,696	1,632	1,718	1,780	1,794	1,773	1,706	1,710	1,563	1,389	1,418	1,389	39,375	total

Data Source : <https://anzeninfo.mhlw.go.jp/user/anzen/tok/anst00.html> MHLW, Jaan

Return to https://www.jisha.or.jp/english/statistics/202312_05.html