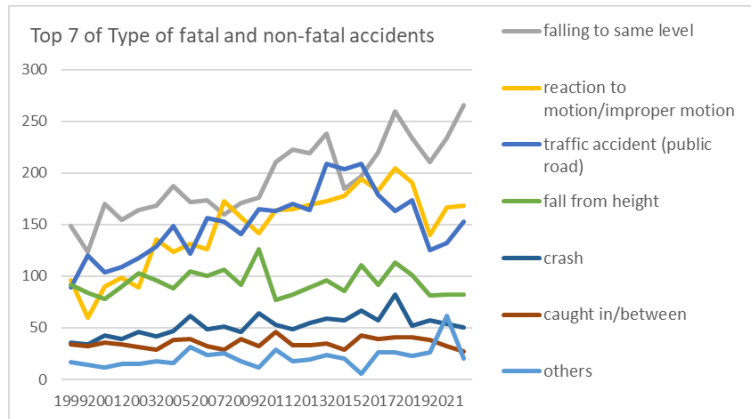
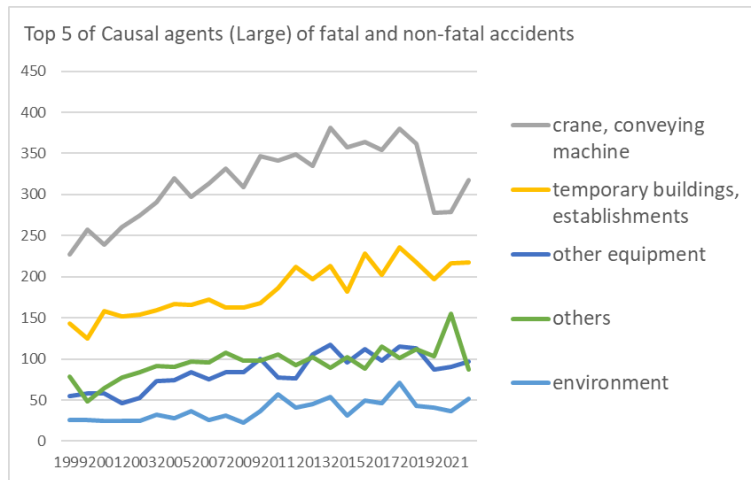


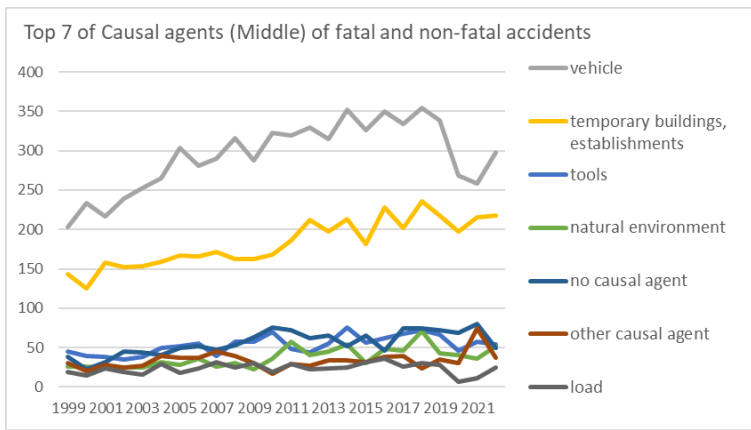
Transition of fatal and non-fatal accidents in 040202 bus service in Japan (1999-2022)



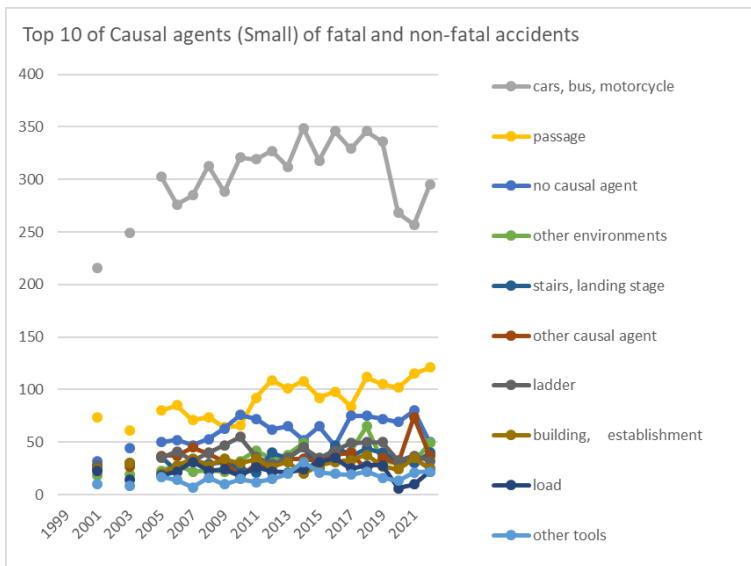
Transition of Top 7 of Type of fatal and non-fatal accidents in 040202 bus service in Japan (1999-2022)



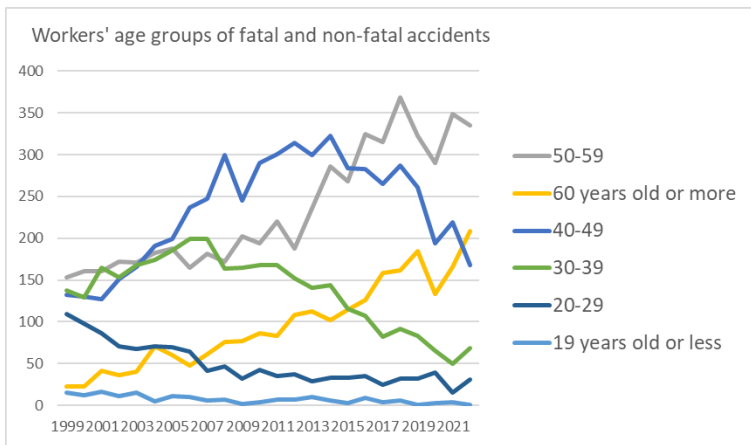
Transition of Top 5 of Causal agents (Large) of fatal and non-fatal accidents in 040202 bus service in Japan (1999-2022)



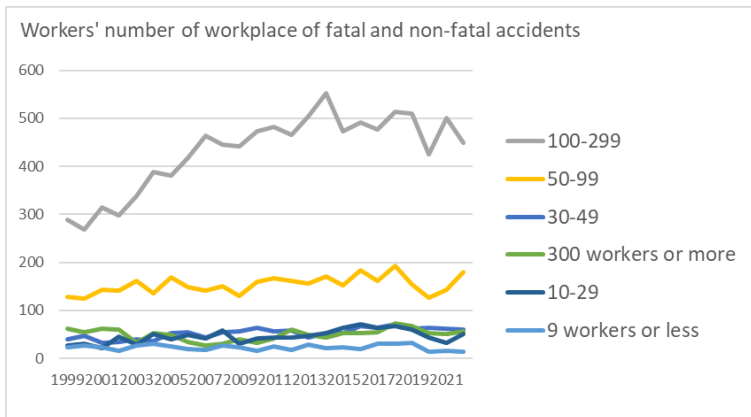
Transition of Top 7 of Causal agents (Middle) of fatal and non-fatal accidents in 040202 bus service in Japan (1999-2022)



Transition of Top 10 of Causal agents (Small) of fatal and non-fatal accidents in 040202 bus service in Japan (1999-2022)



Transition of workers' age groups of fatal and non-fatal accidents in 040202 bus service in Japan (1999-2022)



Transition of workers' number of workplace of fatal and non-fatal accidents in 040202 bus service in Japan (1999-2022)



motion/improper motion	96	60	90	99	89	136	124	131	126	173	157	142	164	165	169	173	178	194	183	205	191	140	167	168	3,520	motion/improper motion
traffic accident (public road)	89	120	104	109	118	129	149	122	156	153	141	165	163	170	164	209	204	209	179	163	174	125	132	153	3,600	traffic accident (public road)
fall from height	92	84	78	90	103	96	88	105	100	106	92	126	77	82	89	96	86	111	92	113	101	81	82	82	2,252	fall from height
crash	36	34	43	39	46	42	47	62	49	51	46	64	53	49	55	59	57	67	57	82	52	57	54	50	1,251	crash
caught in/between	34	32	36	34	31	29	38	39	32	29	39	32	46	33	33	35	29	43	39	41	41	38	32	27	842	caught in/between
others	17	14	12	15	15	18	16	31	24	25	18	12	29	18	19	24	20	6	26	26	23	26	62	20	516	others
crashed by	10	15	21	13	16	19	28	18	18	22	14	19	21	19	28	24	22	21	28	25	29	14	14	18	476	crashed by
contact to high/low-temperature	9	21	9	9	14	14	15	16	19	11	9	19	17	15	12	10	9	14	8	12	14	15	9	10	310	contact to high/low-temperature
struck by flying or falling object	17	19	20	10	8	16	8	14	13	9	15	10	16	12	17	5	18	11	6	9	7	3	8	9	280	struck by flying or falling object
cut	4	10		3	8	7	8	7	8	10	7	8	3	6	10	9	4	5	2	3	8	4	6	5	145	cut
unclassifiable	7	4	6	15	6	13	4	4	5	10	6	7	2	6	7	6	4	5	3	5	3	6	1	1	136	unclassifiable
contact to harmful substance	1	4	1		3	2		1	2	2	2	1	3	1	2	1			3	1	1	1		1	33	contact to harmful substance
burst		2		1	1	2	1			3	1			1		2					1			1	16	burst
collapse	4	6	3	2	3	2			3	1	4	3		3	1	3		1	2	1	3	2	1		48	collapse
traffic accident (others)	1	1	2		2	1	1	1	5		1		2	2	1			1	1	1	1	1			25	traffic accident (others)
explosion	1												1				1				1		1		5	explosion

injury to the sole of the foot	1												1	1											4	injury to the sole of the foot
drown													3	1											4	drown
fire									1				1			1									3	fire
electric shock		1											1												2	electric shock
total	568	551	595	594	627	694	714	723	735	765	723	784	814	806	827	894	818	885	849	947	885	724	803	811	18,136	total

Transition of Causal agents (Large) of fatal and non-fatal accidents in 040202 bus service in Japan (1999-2022)

Causal (L) agents	1999	2000	2001	2002	2003	2004	2005	2006	2007	2008	2009	2010	2011	2012	2013	2014	2015	2016	2017	2018	2019	2020	2021	2022	total	Causal (L) agents
crane, conveying machine	227	257	239	261	275	291	320	297	313	332	309	347	341	349	335	381	358	364	354	380	362	278	279	318	7,567	crane, conveying machine
temporary buildings, establishments	143	125	158	152	154	159	167	166	172	163	163	168	186	212	197	213	182	228	202	236	218	197	216	218	4,395	temporary buildings, establishments
other equipment	55	58	58	46	53	73	74	84	75	84	84	100	77	76	106	117	96	112	98	115	113	87	90	97	2,028	other equipment
others	79	48	65	77	84	91	90	97	96	108	98	98	105	93	102	89	102	88	115	101	112	103	155	87	2,283	others
environment	26	26	25	25	25	32	28	36	26	31	22	36	57	41	45	54	31	49	46	71	43	41	36	52	904	environment
load	19	15	24	19	16	29	18	24	32	25	31	19	29	22	24	25	32	36	26	30	28	7	11	25	566	load
substance, material	12	15	18	5	12	13	6	14	15	12	10	12	11	9	10	12	7	3	7	5	5	6	10	8	237	substance, material
machine	7	7	8	9	8	6	11	5	6	10	6	4	8	4	8	3	10	5	1	9	4	5	6	6	156	machine
total	568	551	595	594	627	694	714	723	735	765	723	784	814	806	827	894	818	885	849	947	885	724	803	811	18,136	total









boot board			12		14		17	7	14	13	18	16	14	14	13	11	13	16	21	16	8	8	13	16	274	boot board
other temporary buildings, establishments			17		17		13	22	14	16	15	23	18	20	15	26	23	32	27	24	37	25	21	14	419	other temporary buildings, establishments
hand tool			7		4		4	5	9	4	1	4	2	5	5	5	1	3	3	5	5	4	4	5	85	hand tool
power transmission mechanism			4		4		3		2	3	2	2	1		5		5	1	1	5	3	1	2	4	48	power transmission mechanism
other vehicles					4		1	4	5	3		2		1	1	3	8	4	5	8	3		1	3	56	other vehicles
machine/equipment as load			1		2			2	1	2	7	1	3		3	1	1	1	1	2		1	1	3	33	machine/equipment as load
high/cold temperature environment			3		3		1	2	1	3		4	4	3	5	3	3	5	2	4	7	6	3	2	64	high/cold temperature environment
metal material			6		5		2	6	1	3	4	4	3	5	1	5	3	1	2	2	2	2	4	2	63	metal material
other materials			3		3		1	3	6	3		5	1	2	3	5	2		1			2	4	2	46	other materials
stone, sand, substance			3		1				1	3					2	1			1	1	1			2	16	stone, sand, substance
other hazards, harmful substances			2		2		2	2	4	1	3		2	2	2		1		2		1	2	1	1	30	other hazards, harmful substances
other powered conveying machines			1		2				1		1	1		1		1	2	2	3	1	1		3	1	21	other powered conveying machines
standing tree			3		1			1	1				4		1							1	1	1	14	standing tree
scaffolding						1	1	1	1			2	1	1				1					1	1	11	scaffolding
roof, beam, haze, crossbeam,			1																						9	roof, beam, haze, crossbeam,















January	64	49	68	69	66	79	63	105	68	71	93	99	108	100	108	113	94	105	95	126	84	73	104	122	2,126	January
December	58	42	47	56	50	57	82	55	53	77	81	61	79	65	61	86	64	78	84	75	77	83	77	93	1,641	December
February	61	62	69	55	63	63	62	75	70	79	57	80	72	93	85	113	79	73	83	92	70	65	75	79	1,775	February
March	44	42	48	46	53	54	61	60	52	60	62	84	65	50	53	67	66	77	55	81	93	61	69	70	1,473	March
August	36	45	46	43	39	55	59	52	64	56	54	61	57	69	77	70	51	69	65	65	75	61	56	70	1,395	August
September	46	47	44	47	57	60	55	51	56	60	40	48	72	73	59	68	59	72	72	76	49	49	58	60	1,378	September
November	45	48	57	49	48	64	56	47	70	53	65	62	55	61	78	67	63	86	64	66	71	52	75	57	1,459	November
July	43	53	44	48	47	51	55	56	53	69	47	53	63	58	61	61	85	60	72	75	65	61	67	57	1,404	July
April	36	37	42	42	53	47	44	46	63	57	57	54	71	58	67	53	63	71	60	85	70	50	45	56	1,327	April
June	45	46	47	51	46	52	72	65	52	66	44	65	53	61	56	65	57	68	71	74	70	61	59	52	1,398	June
May	41	35	47	41	46	56	57	47	67	41	67	54	63	68	60	57	65	54	57	61	77	54	56	48	1,319	May
October	49	45	36	47	59	56	48	64	67	76	56	63	56	50	62	74	72	72	71	71	84	54	62	47	1,441	October
total	568	551	595	594	627	694	714	723	735	765	723	784	814	806	827	894	818	885	849	947	885	724	803	811	18,136	total

Transition of prefectures of fatal and non-fatal accidents in 040202 bus service in Japan (1999-2022)

Prefecture	1999	2000	2001	2002	2003	2004	2005	2006	2007	2008	2009	2010	2011	2012	2013	2014	2015	2016	2017	2018	2019	2020	2021	2022	total	Prefecture
Tokyo	57	62	65		70		83	93	112	98	103	100	98	102	108	101	112	123	114	139	128	92	94	116	2,170	Tokyo
Kanagawa	52	37	61		42		70	67	91	84	78	103	111	113	122	143	122	132	125	129	130	119	122	116	2,169	Kanagawa
Hokkaido	59	62	60		58		56	57	56	54	54	58	65	64	64	73	61	68	83	75	63	41	49	57	1,337	Hokkaido
Osaka	62	51	56		70		77	72	64	71	73	62	82	57	60	73	60	62	59	81	64	46	67	54	1,423	Osaka
Chiba	14	16	22		17		30	24	28	39	37	33	42	28	31	45	41	39	30	38	49	43	53	51	750	Chiba
Saitama	15	16	14		9		14	23	20	21	19	30	27	30	30	37	22	29	43	23	37	34	45	46	584	Saitama
Fukuoka	14	7	14		21		28	32	44	55	50	46	44	35	44	45	40	48	43	51	34	26	50	42	813	Fukuoka
Aichi	17	20	16		23		18	15	21	28	27	17	26	32	23	18	35	23	30	31	32	24	25	32	533	Aichi

Hyogo	19	19	22		19		31	34	32	25	16	29	32	31	29	27	31	44	35	39	35	34	28	31	642	Hyogo
Hiroshima	16	12	12		13		12	16	9	10	20	15	11	6	15	14	18	12	20	11	13	16	27	25	323	Hiroshima
Ibaraki	14	26	21		5		12	20	19	16	24	15	18	17	21	21	22	17	15	25	17	20	10	21	396	Ibaraki
Nagasaki	4	3	5		11		6	9	4	13	10	14	15	13	16	15	16	15	11	17	15	15	13	17	257	Nagasaki
Kyoto	34	27	25		34		26	27	37	32	30	31	33	23	32	21	39	38	30	35	31	20	23	16	644	Kyoto
Shizuoka	13	7	10		9		18	12	15	15	9	18	8	21	17	12	16	21	10	19	12	16	16	16	310	Shizuoka
Niigata	6	16	9		14		13	16	12	19	12	19	3	16	14	13	9	13	17	12	7	8	8	16	272	Niigata
Fukushima	8	7	10		5		10	6	7	4	4	3	5	9	14	11	7	9	14	14	8	8	10	13	186	Fukushima
Miyagi	6	9	14		18		15	12	14	15	14	16	24	20	19	17	13	15	12	11	24	16	23	12	339	Miyagi
Aomori	13	9	10		15		16	7	13	10	8	11	9	11	8	4	9	8	12	8	9	4	8	12	214	Aomori
Iwate	5	11	7		4		8	8	5	6	5	9	7	9	6	9	5	3	3	6	7	6	6	10	145	Iwate
Nagano	8	7	13		18		12	12	15	11	18	18	9	12	12	16	11	17	6	16	10	10	14	9	274	Nagano
Kumamoto	1	2	2		9		14	8	13	9	5	13	7	6	6	9	10	9	6	9	7	2	3	9	159	Kumamoto
Nara	11	12	14		13		17	16	4	8	11	5	13	12	10	11	10	14	11	16	16	9	4	7	244	Nara
Shiga	1	1	1		6		5	4	2	7	6	4	9	4	7	6	11	5	5	5	5	5	3	7	109	Shiga
Ehime	5	2	3		4		6	8	4	3	2	2	3	7	7	6	5	2	7	8	6	3	3	7	103	Ehime
Kochi	4	5	6		2		3	7	5	3	6	5	4	7	3	5	5	3	9	6	2	3	2	6	101	Kochi
Gifu	6	7	3		10		15	15	3	7	7	7	6	7	6	9	4	9	7	15	8	7	8	5	171	Gifu
Okayama	13	10	3		8		13	8	8	12	8	9	6	7	5	10	5	4	4	9	5	6	11	5	169	Okayama
Tochigi	6	4	6		10		2	5	9	2	6	4	7	9	8	8	6	2	10	5	10	7	6	5	137	Tochigi
Ishikawa	1	3	1		4		4	7	4	2	2	1	4	7	3	2	3	2	3	9	4	4	2	5	77	Ishikawa
Mie	4	4	3		6		1	6	2	3	5	8	7	8	6	5	4	4	3	7	7	12	3	4	112	Mie
Akita	4	5	2		6		2	6	7	4	2	7	5	4	5	5	6	7	2	4	2	3	7	4	99	Akita
Yamagata	6	3	4		2		2	1	1	6	1	1	1	3	2	2	1	3	2	1	1	7	2	4	56	Yamagata

Yamanashi	5	1	1		3		5	1	2	2	2	2		3	3	3	2	2	2	4	4	2	1	4	54	Yamanashi
Kagoshima	7	4	17		12		9	9	7	8	8	9	11	9	10	18	6	18	6	10	3	7	8	3	199	Kagoshima
Gunma	6	4	10		5		5	5	11	4	3	4	3	2	5	14	5	12	5	4	9	7	5	3	131	Gunma
Yamaguchi	5	1	6		7		7	3	2	9	5	8	7	5	8	8	10	2	3	8	7	5	5	3	124	Yamaguchi
Oita	12	3	9		10		11	11	8	7	8	4	13	7	7	11	8	4	5	8	17	9	4	2	178	Oita
Okinawa	6	10	6		9		13	14	4	4	2	8	5	5	6	10	5	11	10	7	10	3	4	2	154	Okinawa
Saga	5	5	3		6		3	6	4	10	3	10	12	5	2	4	4	6	4	4	5	3	7	2	113	Saga
Miyazaki	3	6	5		4		6	4	3	6	4	4		1	4	11	3	11	6	7	7	3	1	2	101	Miyazaki
Wakayama	6	13	4		3		3	5	3	4	3	5	5	8	3	5	2	5	6	5	5	2	3	2	100	Wakayama
Kagawa	1	8	4		3		4	2	3	5	2	4	2	6	4	2	2	4	5	4	5	4	2	2	78	Kagawa
Tokushima	5	3	4		3		2	3	1		3	4	2	5	3	3	3	1	4	3	5	4	3	2	66	Tokushima
Tottori		2	2		1		1	1	4	6	2	1	3	4	6	1	1		2	3	2	5	2	2	51	Tottori
Shimane	1	6	5		2		1	1	2	4	1	1	4	6	4	3	2	5	4	2	2		8	1	65	Shimane
Fukui	2	1	3		4		1	1		1	3	1	2	5	3	3	3	2	4			3	3	1	46	Fukui
Toyama	6	2	2				4	4	1	3	2	6	4	5	6	5	3	2	2	4	6	1	2		70	Toyama
total	568	551	595	594	627	694	714	723	735	765	723	784	814	806	827	894	818	885	849	947	885	724	803	811	18,136	total

Data Source : <https://anzeninfo.mhlw.go.jp/user/anzen/tok/anst00.html> MHLW, Jaan

Return to [https://www.jisha.or.jp/english/statistics/202312\\_05.html](https://www.jisha.or.jp/english/statistics/202312_05.html)