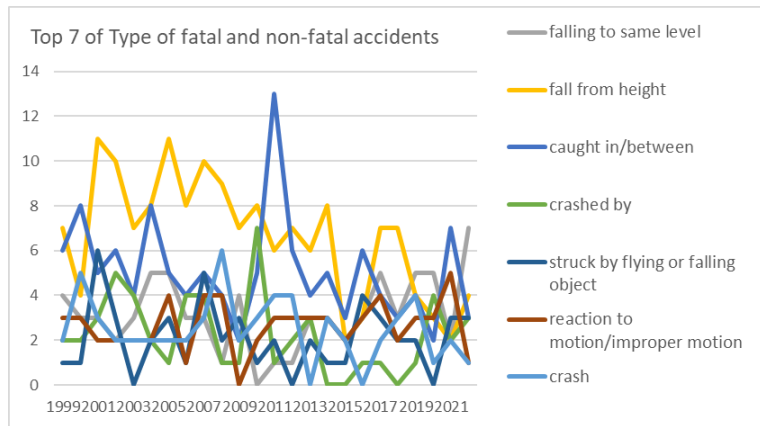
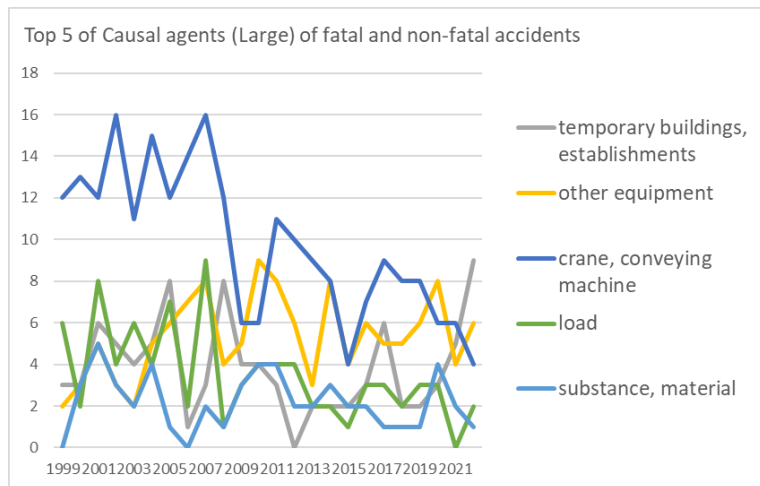


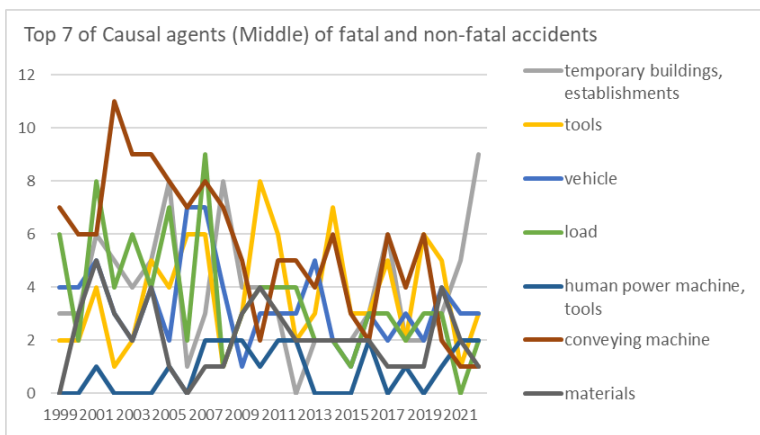
Transition of fatal and non-fatal accidents in 050209 other harbor transportation service in Japan (1999-2022)



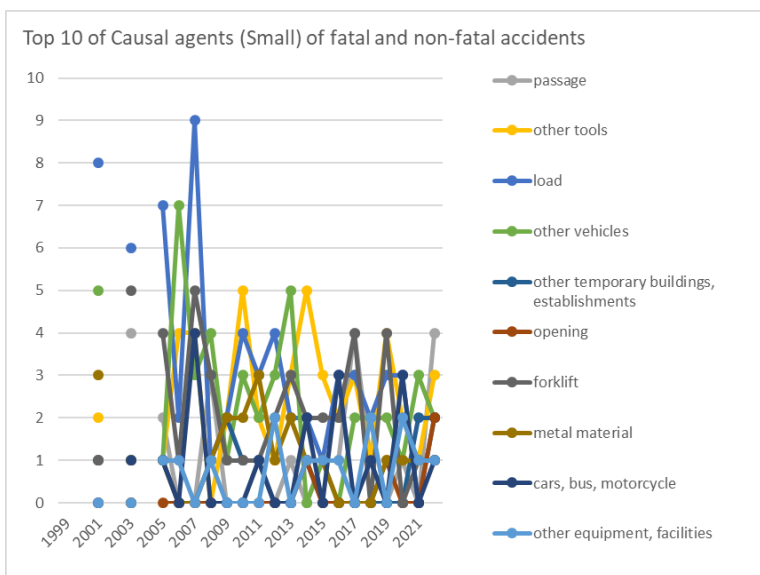
Transition of Top 7 of Type of fatal and non-fatal accidents in 050209 other harbor transportation service in Japan (1999-2022)



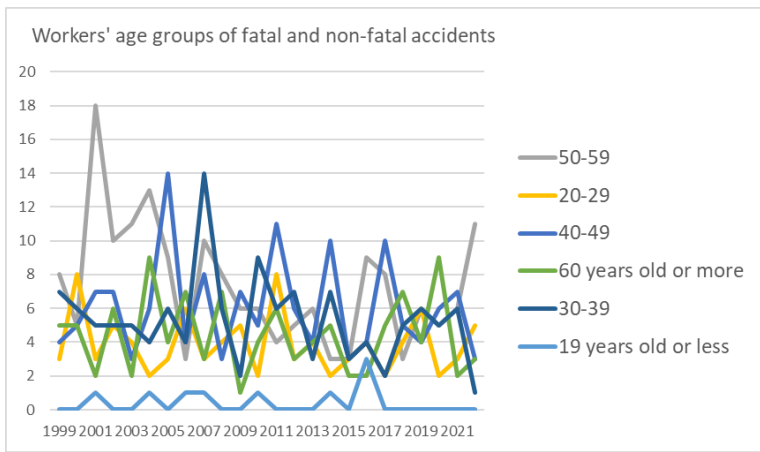
Transition of Top 5 of Causal agents (Large) of fatal and non-fatal accidents in 050209 other harbor transportation service in Japan (1999-2022)



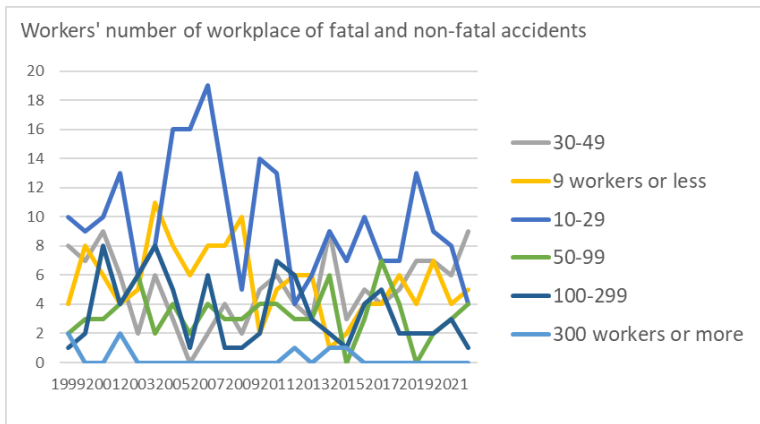
Transition of Top 7 of Causal agents (Middle) of fatal and non-fatal accidents in 050209 other harbor transportation service in Japan (1999-2022)



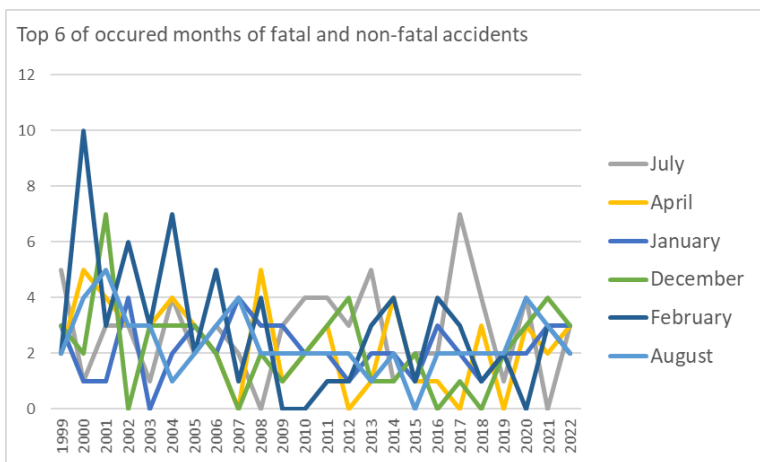
Transition of Top 10 of Causal agents (Small) of fatal and non-fatal accidents in 050209 other harbor transportation service in Japan (1999-2022)



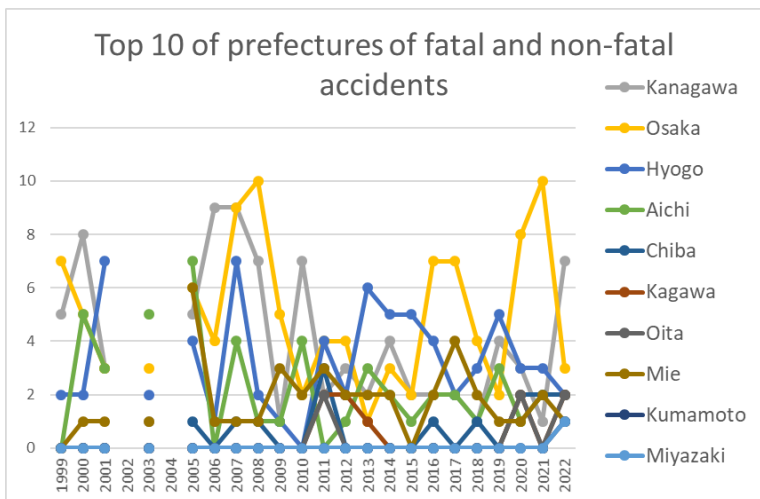
Transition of workers' age groups of fatal and non-fatal accidents in 050209 other harbor transportation service in Japan (1999-2022)



Transition of workers' number of workplace of fatal and non-fatal accidents in 050209 other harbor transportation service in Japan (1999-2022)



Transition of Top 6 of occurred months of fatal and non-fatal accidents in 050209 other harbor transportation service in Japan (1999-2022)



Transition of Top 10 of prefectures of fatal and non-fatal accidents in 050209 other harbor transportation service in Japan (1999-2022)

Transition of Type of fatal and non-fatal accidents in 050209 other harbor transportation service in Japan (1999-2022)

Type of accidents	1999	2000	2001	2002	2003	2004	2005	2006	2007	2008	2009	2010	2011	2012	2013	2014	2015	2016	2017	2018	2019	2020	2021	2022	total	Type of accidents
falling to same level	4	3	3	2	3	5	5	3	3	1	4		1	1	3	3	2	3	5	3	5	5	2	7	76	falling to same level
fall from height	7	4	11	10	7	8	11	8	10	9	7	8	6	7	6	8	2	3	7	7	4	3	2	4	159	fall from height

caught in/between	6	8	5	6	4	8	5	4	5	4	2	5	13	6	4	5	3	6	4	3	4	2	7	3	122	caught in/between
crashed by	2	2	3	5	4	2	1	4	4	1	1	7	1	2	3			1	1		1	4	2	3	54	crashed by
struck by flying or falling object	1	1	6	3		2	3	1	5	2	3	1	2		2	1	1	4	3	2	2		3	3	51	struck by flying or falling object
reaction to motion/improper motion	3	3	2	2	2	2	4	1	4	4		2	3	3	3	3	2	3	4	2	3	3	5	1	64	reaction to motion/improper motion
crash	2	5	3	2	2	2	2	2	3	6	2	3	4	4		3	2		2	3	4	1	2	1	60	crash
cut	1		2				1	1			1		1	1		1					2			1	12	cut
traffic accident (public road)		1		1	2	2	1		4		1					3		2				4			21	traffic accident (public road)
collapse			1		1	3	1	1	1			1	2			1	1			1		3			17	collapse
contact to high/low-temperature		1		1									2					2	1	3					10	contact to high/low-temperature
drown	1	1		1		1	2										1	1							8	drown
injury to the sole of the foot																						1	1		2	injury to the sole of the foot
others										1												1			2	others
contact to harmful substance																		1							1	contact to harmful substance
traffic accident (others)																						1			1	traffic accident (others)

electric shock																											electric shock	
explosion																												explosion
burst																												burst
fire																												fire
unclassifiable																												unclassifiable
total	27	29	36	33	25	35	36	25	39	28	21	27	35	24	21	28	14	26	27	24	26	27	24	23	660	total		

Transition of Causal agents (Large) of fatal and non-fatal accidents in 050209 other harbor transportation service in Japan (1999-2022)

Causal (L) agents	1999	2000	2001	2002	2003	2004	2005	2006	2007	2008	2009	2010	2011	2012	2013	2014	2015	2016	2017	2018	2019	2020	2021	2022	total	Causal (L) agents
temporary buildings, establishments	3	3	6	5	4	5	8	1	3	8	4	4	3		2	2	2	3	6	2	2	3	5	9	93	temporary buildings, establishments
other equipment	2	3	5	3	2	5	6	7	8	4	5	9	8	6	3	8	4	6	5	5	6	8	4	6	128	other equipment
crane, conveying machine	12	13	12	16	11	15	12	14	16	12	6	6	11	10	9	8	4	7	9	8	8	6	6	4	235	crane, conveying machine
load	6	2	8	4	6	4	7	2	9	1	3	4	4	4	2	2	1	3	3	2	3	3		2	85	load
substance, material		3	5	3	2	4	1		2	1	3	4	4	2	2	3	2	2	1	1	1	4	2	1	53	substance, material
machine	1	2				1	1	1					2	1		3	1		1	1	3		2	1	21	machine
others	2	2		1		1			1	1			2	1	3	2		1	1	2	3	3	3		29	others
environment	1	1		1			1			1			1					4	1	3			2		16	environment
total	27	29	36	33	25	35	36	25	39	28	21	27	35	24	21	28	14	26	27	24	26	27	24	23	660	total







chemical facilities																												chemical facilities	
kiln, caldron																													kiln, caldron
total	27	29	36	33	25	35	36	25	39	28	21	27	35	24	21	28	14	26	27	24	26	27	24	23	660	total			

Transition of Causal agents (Small) of fatal and non-fatal accidents in 050209 other harbor transportation service in Japan (1999-2022)

Causal (S) agents	1999	2000	2001	2002	2003	2004	2005	2006	2007	2008	2009	2010	2011	2012	2013	2014	2015	2016	2017	2018	2019	2020	2021	2022	total	Causal (S) agents
passage			1		4		2			3			1		1		1	1	4	1		1		4	24	passage
other tools			2				1	4	4		2	5	2	1	3	5	3	2	3	1	4	2	1	3	48	other tools
load			8		6		7	2	9	1	2	4	3	4	2	2	1	3	3	2	3	3		2	67	load
other vehicles			5		1		1	7	3	4	1	3	2	3	5		1		2	2	2	1	3	2	48	other vehicles
other temporary buildings, establishments			1				1			1	2	1	1			1							2	2	12	other temporary buildings, establishments
opening																1					1			2	4	opening
forklift			1		5		4	1	5	3	1	1	1	2	3	2	2	2	4		4		1	1	43	forklift
metal material			3		1		1			1	2	2	3	1	2	1	1				1	1	1	1	22	metal material
cars, bus, motorcycle					1		1		4				1			2		3		1		3		1	17	cars, bus, motorcycle
other equipment, facilities							1	1		1				2		1	1	1		2		2	1	1	14	other equipment, facilities
hand tool			1				1		2	1			1	2				1		1			2	1	13	hand tool
working platform, boot board										3	1		1					1	1		1		2	1	11	working platform, boot board





elevator, lift												1											1	elevator, lift
cargo lifting appliance											1												1	cargo lifting appliance
rough terrain hauler																					1		1	rough terrain hauler
timbering									1														1	timbering
inflammable gas												1											1	inflammable gas
abnormal environment																	1						1	abnormal environment
unclassifiable									1														1	unclassifiable
engine																								engine
band sawing machine																								band sawing machine
wood planer machine																								wood planer machine
hollow chisel mortiser, wood borer																								hollow chisel mortiser, wood borer
chamfering machine, router, woodworking milling machine																								chamfering machine, router, woodworking milling machine
chain saw																								chain saw
other woodworking machines																								other woodworking machines
foundation work																								foundation work







standing tree																										standing tree
total	27	29	36	33	25	35	36	25	39	28	21	27	35	24	21	28	14	26	27	24	26	27	24	23	660	total

Transition of workers' age groups of fatal and non-fatal accidents in 050209 other harbor transportation service in Japan (1999-2022)

Age	1999	2000	2001	2002	2003	2004	2005	2006	2007	2008	2009	2010	2011	2012	2013	2014	2015	2016	2017	2018	2019	2020	2021	2022	total	Age
50-59	8	5	18	10	11	13	9	3	10	8	6	6	4	5	6	3	3	9	8	3	6	5	6	11	176	50-59
20-29	3	8	3	5	4	2	3	6	3	4	5	2	8	3	4	2	3	4	2	4	6	2	3	5	94	20-29
40-49	4	5	7	7	3	6	14	4	8	3	7	5	11	6	4	10	3	4	10	5	4	6	7	3	146	40-49
60 years old or more	5	5	2	6	2	9	4	7	3	7	1	4	6	3	4	5	2	2	5	7	4	9	2	3	107	60 years old or more
30-39	7	6	5	5	5	4	6	4	14	6	2	9	6	7	3	7	3	4	2	5	6	5	6	1	128	30-39
19 years old or less			1			1		1	1			1				1		3							9	19 years old or less
total	27	29	36	33	25	35	36	25	39	28	21	27	35	24	21	28	14	26	27	24	26	27	24	23	660	total

Transition of workers' number of workplace of fatal and non-fatal accidents in 050209 other harbor transportation service in Japan (1999-2022)

Workers scale	1999	2000	2001	2002	2003	2004	2005	2006	2007	2008	2009	2010	2011	2012	2013	2014	2015	2016	2017	2018	2019	2020	2021	2022	total	Workers scale
30-49	8	7	9	6	2	6	3		2	4	2	5	6	4	3	9	3	5	4	5	7	7	6	9	122	30-49
9 workers or less	4	8	6	4	5	11	8	6	8	8	10	2	5	6	6	1	2	4	4	6	4	7	4	5	134	9 workers or less
10-29	10	9	10	13	6	8	16	16	19	12	5	14	13	4	6	9	7	10	7	7	13	9	8	4	235	10-29
50-99	2	3	3	4	6	2	4	2	4	3	3	4	4	3	3	6		3	7	4		2	3	4	79	50-99
100-299	1	2	8	4	6	8	5	1	6	1	1	2	7	6	3	2	1	4	5	2	2	2	3	1	83	100-299
300 workers or more	2			2										1		1	1								7	300 workers or more
total	27	29	36	33	25	35	36	25	39	28	21	27	35	24	21	28	14	26	27	24	26	27	24	23	660	total



Transition of occurred months of fatal and non-fatal accidents in 050209 other harbor transportation service in Japan (1999-2022)

Month	1999	2000	2001	2002	2003	2004	2005	2006	2007	2008	2009	2010	2011	2012	2013	2014	2015	2016	2017	2018	2019	2020	2021	2022	total	Month
July	5	1	3	3	1	4	2	3	2		3	4	4	3	5	1	2	2	7	4	1	4		3	67	July
April	2	5	4	3	3	4	3	2		5	1	2	3		1	4	1	1		3		3	2	3	55	April
January	3	1	1	4		2	3	2	4	3	3	2	2	1	2	2	1	3	2	1	2	2	3	3	52	January
December	3	2	7		3	3	3	2		2	1	2	3	4	1	1	2		1		2	3	4	3	52	December
February	2	10	3	6	3	7	2	5	1	4			1	1	3	4	1	4	3	1	2		3	2	68	February
August	2	4	5	3	3	1	2	3	4	2	2	2	2	2	1	2		2	2	2	2	4	3	2	57	August
March	3	2	4	4	4	1	3	1	2	3	5		1	2	1	2		2	2	1	3		2	2	50	March
September		1		2	2	4	4		3	1			5	3		1	1	3	2	2	4	2	2	2	44	September
October	4	1	3	1	1	3	3		4	3	2	4	2	1	4	3	2	3	2	5	1	2	4	1	59	October
June	2	1	1	1	1	4	4	4	6	2	2	2	5	3	1	3		3	1	1	5	5		1	58	June
November			2	1	2	1	5	1	5		1	4	2	1	1	2		1	1	3	2		1	1	37	November
May	1	1	3	5	2	1	2	2	8	3	1	5	5	3	1	3	4	2	4	1	2	2			61	May
total	27	29	36	33	25	35	36	25	39	28	21	27	35	24	21	28	14	26	27	24	26	27	24	23	660	total

Transition of prefectures of fatal and non-fatal accidents in 050209 other harbor transportation service in Japan (1999-2022)

Prefecture	1999	2000	2001	2002	2003	2004	2005	2006	2007	2008	2009	2010	2011	2012	2013	2014	2015	2016	2017	2018	2019	2020	2021	2022	total	Prefecture
Kanagawa	5	8	3		1		5	9	9	7	1	7	2	3	2	4	2	2	2	1	4	3	1	7	88	Kanagawa
Osaka	7	5	3		3		6	4	9	10	5	2	4	4	1	3	2	7	7	4	2	8	10	3	109	Osaka
Hyogo	2	2	7		2		4	1	7	2	1		4	2	6	5	5	4	2	3	5	3	3	2	72	Hyogo
Aichi		5	3		5		7		4	1	1	4		1	3	2	1	2	2	1	3	1	2	2	50	Aichi
Chiba							1		1	1			3					1		1		2	2	2	14	Chiba



