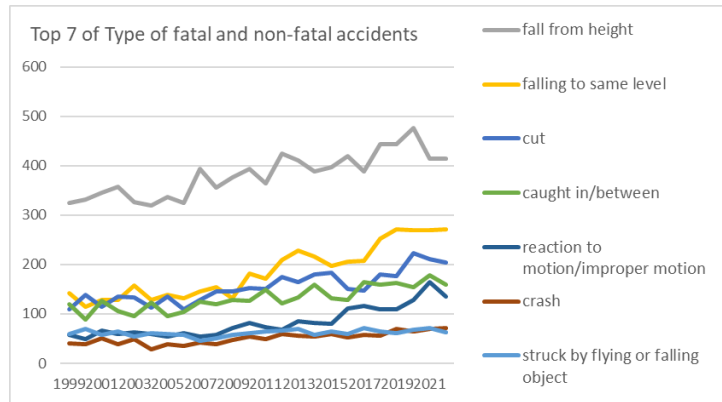
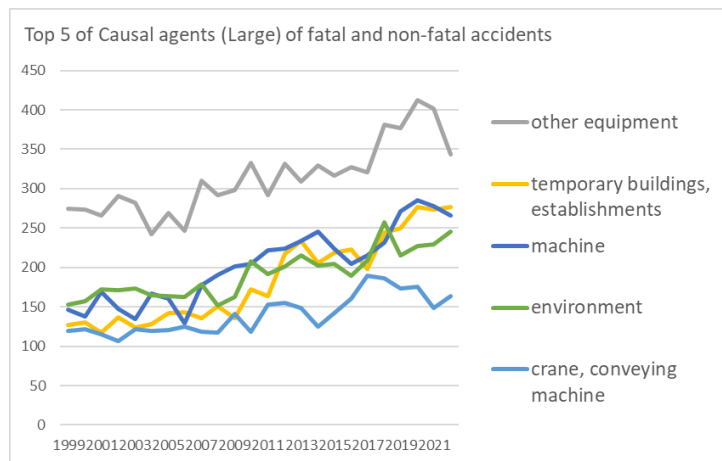


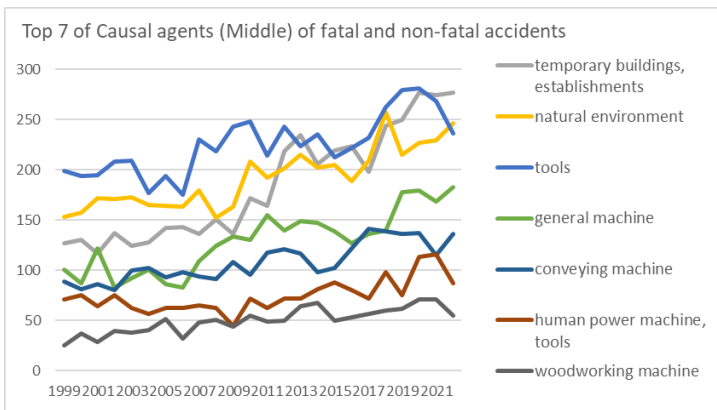
Transition of fatal and non-fatal accidents in 060101 agriculture in Japan (1999-2022)



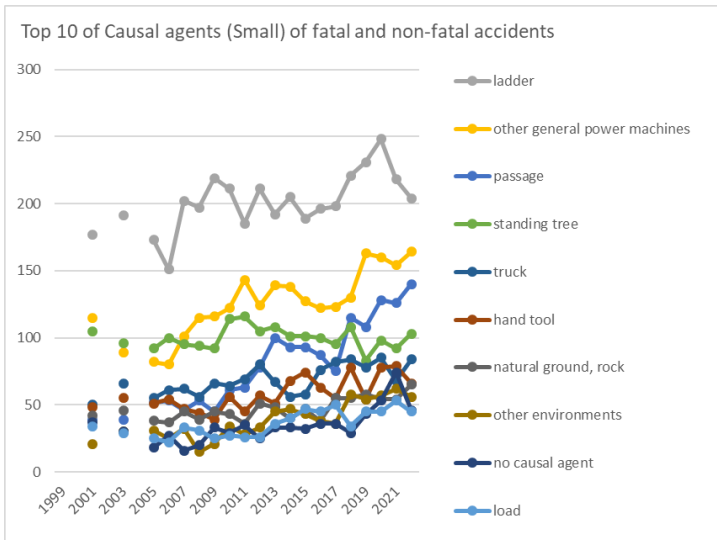
Transition of Top 7 of Type of fatal and non-fatal accidents in 060101 agriculture in Japan (1999-2022)



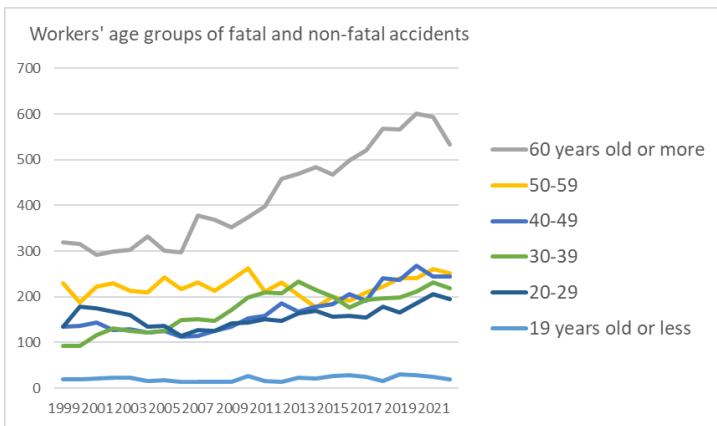
Transition of Top 5 of Causal agents (Large) of fatal and non-fatal accidents in 060101 agriculture in Japan (1999-2022)



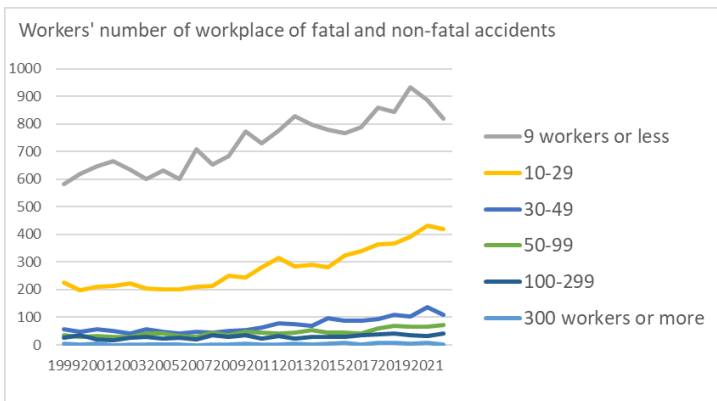
Transition of Top 7 of Causal agents (Middle) of fatal and non-fatal accidents in 060101 agriculture in Japan (1999-2022)



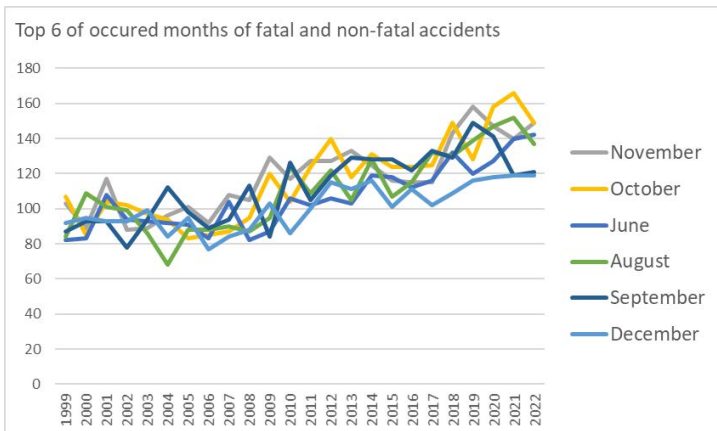
Transition of Top 10 of Causal agents (Small) of fatal and non-fatal accidents in 060101 agriculture in Japan (1999-2022)



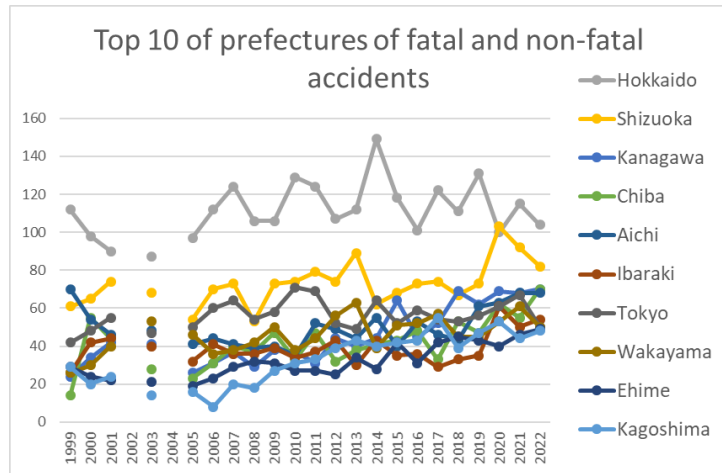
Transition of workers' age groups of fatal and non-fatal accidents in 060101 agriculture in Japan (1999-2022)



Transition of workers' number of workplace of fatal and non-fatal accidents in 060101 agriculture in Japan (1999-2022)



Transition of Top 6 of occurred months of fatal and non-fatal accidents in 060101 agriculture in Japan (1999-2022)



Transition of Top 10 of prefectures of fatal and non-fatal accidents in 060101 agriculture in Japan (1999-2022)

Transition of Type of fatal and non-fatal accidents in 060101 agriculture in Japan (1999-2022)

Type of accidents	1999	2000	2001	2002	2003	2004	2005	2006	2007	2008	2009	2010	2011	2012	2013	2014	2015	2016	2017	2018	2019	2020	2021	2022	total	Type of accidents
fall from height	325	332	346	358	326	320	337	324	393	355	377	394	364	424	411	388	397	419	388	444	444	477	414	414	9,171	fall from height
falling to same level	142	114	128	128	157	128	139	132	145	155	132	182	171	210	228	216	198	206	208	252	272	270	269	271	4,453	falling to same level
cut	109	138	114	135	134	113	136	110	128	146	146	153	151	175	164	180	183	150	147	180	176	223	211	205	3,707	cut
caught in/between	119	88	126	106	95	124	96	104	125	120	129	126	149	122	134	159	132	128	165	160	163	154	179	159	3,162	caught in/between
reaction to motion/improper motion	57	49	66	60	63	60	54	61	54	57	71	82	74	68	85	81	80	111	117	109	109	128	165	135	1,996	reaction to motion/improper motion
crash	41	39	50	38	49	28	38	36	43	39	48	55	49	60	56	54	60	52	57	56	70	64	70	71	1,223	crash
struck by flying or falling object	59	69	57	65	54	61	59	58	46	50	58	61	64	67	70	58	65	59	71	65	61	68	72	63	1,480	struck by flying or falling object

other equipment	275	274	266	291	282	242	269	247	310	292	298	333	292	332	309	330	317	327	321	381	377	412	402	343	7,522	other equipment
temporary buildings, establishments	127	130	117	137	124	128	142	143	136	151	136	172	164	218	234	206	219	223	198	244	250	277	274	277	4,427	temporary buildings, establishments
machine	146	138	169	148	135	167	160	129	178	191	201	205	222	224	234	245	224	205	215	232	271	285	278	266	4,868	machine
environment	153	157	172	171	173	165	164	163	179	152	163	208	192	201	215	202	205	189	209	257	215	227	229	246	4,607	environment
crane, conveying machine	120	122	115	107	122	120	121	125	118	117	141	118	153	155	149	125	142	160	190	186	173	175	149	164	3,367	crane, conveying machine
others	43	54	55	39	43	37	28	38	21	33	44	41	49	40	44	54	44	62	54	44	63	66	119	75	1,190	others
load	23	13	34	29	29	32	27	24	33	31	26	30	27	27	39	45	48	47	54	35	48	47	54	46	848	load
substance, material	42	42	42	54	46	43	37	36	40	28	39	48	44	48	37	36	35	47	53	43	41	46	55	44	1,026	substance, material
total	929	930	970	976	954	934	948	905	1,015	995	1,048	1,155	1,143	1,245	1,261	1,243	1,234	1,260	1,294	1,422	1,438	1,535	1,560	1,461	27,855	total

Transition of Causal agents (Middle) of fatal and non-fatal accidents in 060101 agriculture in Japan (1999-2022)

Causal (M) agents	1999	2000	2001	2002	2003	2004	2005	2006	2007	2008	2009	2010	2011	2012	2013	2014	2015	2016	2017	2018	2019	2020	2021	2022	total	Causal (M) agents
temporary buildings, establishments	127	130	117	137	124	128	142	143	136	151	136	172	164	218	234	206	219	223	198	244	250	277	274	277	4,427	temporary buildings, establishments
natural environment	153	157	172	171	173	165	164	163	179	152	163	208	192	201	215	202	205	189	209	257	215	227	229	246	4,607	natural environment
tools	199	194	195	208	209	177	194	175	230	218	243	248	214	243	223	235	212	222	232	262	279	281	268	236	5,397	tools
general machine	101	87	122	83	92	101	86	83	109	124	134	130	155	140	149	147	139	127	136	140	178	179	168	183	3,093	general machine

metal manufacturing machine	9	4	2	5	1	4	2	3	1	2	3	2	4	1	2	4	4	2	1	6	3	4	4	4	77	metal manufacturing machine
mobile silviculture machine																	3			2	2	1	1	1	10	mobile silviculture machine
unclassifiable	2	3		1	1	2	2	1		3	1	1	3	1		1	1	2		2					27	unclassifiable
electric equipment			1		1			1			1	2	2	3			1	4	1	1					18	electric equipment
kiln, caldron		1	1	2					1			1					1	1			1	1	1		11	kiln, caldron
engine	1						1			1						2				2	1				8	engine
pressure vessel						1	1								1	1					1	1			6	pressure vessel
chemical facilities																		1							1	chemical facilities
welding equipment																				1					1	welding equipment
total	929	930	970	976	954	934	948	905	1,015	995	1,048	1,155	1,143	1,245	1,261	1,243	1,234	1,260	1,294	1,422	1,438	1,535	1,560	1,461	27,855	total

Transition of Causal agents (Small) of fatal and non-fatal accidents in 060101 agriculture in Japan (1999-2022)

Causal (S) agents	1999	2000	2001	2002	2003	2004	2005	2006	2007	2008	2009	2010	2011	2012	2013	2014	2015	2016	2017	2018	2019	2020	2021	2022	total	Causal (S) agents
ladder			177		191		173	151	202	197	219	211	185	211	192	205	189	196	198	221	231	248	218	204	4,019	ladder
other general power machines			115		89		82	80	101	115	116	122	143	124	139	138	127	122	123	130	163	160	154	164	2,507	other general power machines
passage			39		39		52	53	46	53	45	61	63	78	100	93	93	87	75	115	108	128	126	140	1,594	passage
standing tree			105		96		92	100	95	94	92	114	116	105	108	101	101	100	95	108	83	98	92	103	1,998	standing tree
truck			50		66		55	61	62	56	66	64	69	80	67	56	58	76	82	84	78	85	68	84	1,367	truck

hand tool			48		55		51	54	47	44	39	56	45	57	51	68	74	63	55	78	54	78	79	66	1,162	hand tool
natural ground, rock			42		46		38	37	45	39	45	43	36	51	48	40	47	38	55	55	58	54	54	65	936	natural ground, rock
other environments			21		30		31	25	32	15	21	34	28	33	45	47	43	38	36	58	54	57	62	56	766	other environments
no causal agent			37		30		18	27	16	20	33	29	35	25	33	33	32	36	36	29	43	53	74	46	685	no causal agent
load			34		29		25	22	33	31	25	27	26	26	36	40	47	45	50	34	45	45	53	45	718	load
chain saw			19		28		37	22	33	37	36	39	31	33	50	48	35	37	41	47	46	56	59	40	774	chain saw
building, establishment			29		28		33	30	30	35	29	37	33	52	52	32	37	51	32	38	49	42	39	40	748	building, establishment
other temporary buildings, establishments			14		11		20	16	15	21	23	24	19	24	28	23	28	27	32	36	24	31	37	34	487	other temporary buildings, establishments
working platform, boot board			17		30		19	22	24	24	23	29	31	33	34	35	36	37	43	42	46	38	42	32	637	working platform, boot board
other tools			13		18		20	21	27	19	22	34	29	30	29	24	22	24	34	39	46	33	47	32	563	other tools
other causal agent			18		12		8	10	5	10	10	11	11	14	11	20	11	24	18	13	20	13	45	29	313	other causal agent
high/cold temperature environment			2		1		3	1	5	3	4	17	9	10	10	13	14	11	22	36	19	16	14	22	232	high/cold temperature environment
other powered conveying machines			13		15		20	13	16	17	15	10	22	23	23	19	13	17	25	30	20	18	18	21	368	other powered conveying machines
cars, bus, motorcycle			26		15		17	18	17	12	25	17	27	20	20	18	28	24	38	29	21	25	24	20	441	cars, bus, motorcycle
other equipment, facilities			5		9		11	8	14	11	9	10	13	14	13	13	15	19	16	19	21	16	17	20	273	other equipment, facilities
human power			15		7		10	8	15	17	6	16	18	13	19	11	14	14	16	19	17	31	29	18	313	human power

hauling equipment																									hauling equipment	
conveyor			13		11		8	17	9	12	16	9	11	7	11	11	19	12	10	8	15	13	15	16	243	conveyor
forklift			10		6		9	5	7	5	10	11	14	8	14	9	8	16	18	14	20	15	13	14	226	forklift
lumber, bamboo			14		14		16	12	21	6	16	18	15	14	5	15	16	21	19	10	14	13	9	13	281	lumber, bamboo
metal material			8		10		6	13	7	10	5	7	11	13	9	7	6	10	14	13	12	14	22	13	210	metal material
stairs, landing stage			9		3		5	8	7	7	5	10	9	14	6	9	9	10	11	6	13	19	18	12	190	stairs, landing stage
other woodworking machines			6		7		6	8	10	10	7	11	10	8	8	10	8	12	11	11	11	9	6	12	181	other woodworking machines
food manufacturing machine			2				3	2	4	4	12	4	4	9	8	6	8	5	8	6	5	15	10	12	127	food manufacturing machine
roof, beam, haze, crossbeam, principal rafter			3		6		7	7	7	4	4	6	6	11	7	6	10	8	3	2	2	9	8	7	123	roof, beam, haze, crossbeam, principal rafter
opening			1		2		1	1	2	5	5	1	2	3	5	5	3	2	1	3	5	9	1	7	64	opening
vehicle for high lift work			2				2		1	3	1	1	3	9	3	3	3	5	6		4	4	2	7	59	vehicle for high lift work
excavating machine			4		2		9	4	3	3	7	2	4	9	5	5	9	2	5	3	8	6	12	6	108	excavating machine
power transmission mechanism			5		1		6	3	4	4	6	4	4	7	3	10	5	5	2	4	5	11	7	6	102	power transmission mechanism
mixer, grinder			1		3			1	4	4	6	3	7	4	2	2	4		2	3	7	4	4	6	67	mixer, grinder
other hazards, harmful substances			1		2			3		1		1	1	2	1		1		3	3	2	2	4	6	33	other hazards, harmful substances
mobile crane			1		4		5	6	5	7	1	4	4	9	6	3	5	9	2	10	6	6	5	5	103	mobile crane
scaffolding			5		5		5	6	5	2	2	4	1	3	2	3	3	1	1	2	3	1	3	5	62	scaffolding
stone, sand, substance			13		12		10	5	5	4	9	18	10	7	8	5	5	9	8	8	6	9	14	4	169	stone, sand, substance

other materials			5		8		2	3	7	3	7	4	6	7	14	8	4	7	5	8	5	5	4	4	116	other materials
leveling, transporting or loading machine			2		1		1	3	6	2	4	8	3	6	6	4	5	6	6	9	6	5	7	4	94	leveling, transporting or loading machine
harmful substance						1			1	2		1	3		1	3		2	1	1	1	1	3	21	harmful substance	
circular sawing machine			4		3		8	2	5	4	1	4	7	8	6	10	6	4	3	2	5	5	6	2	95	circular sawing machine
other vehicles			1		1		2	2	1	4	4	1	2	4	2	3	5	3	7	6	5	1	5	2	61	other vehicles
grinding machine, buffing machine			1		1		1	1	1	1	3	2	4		2	3	3	2	1	5	3	4	4	2	44	grinding machine, buffing machine
human power cranes									1					1	1					2	2	5	2	14	human power cranes	
other metal manufacturing machines			1				1	2		1						1	1			1			2	10	other metal manufacturing machines	
machine/equipment as load							2	2			1	3	1	1	3	5	1	2	4	1	3	2	1	1	33	machine/equipment as load
human power machine			1		1		2	1	2	2				1	1	2		3	1	1	2	2	3	1	26	human power machine
loader					2			2			1		1	1		2	4		1		2	4	1	1	22	loader
elevator, lift					1			1					1	1	1	2		1		2	3	2		1	16	elevator, lift
inflammable substance			1				2			2				2					2		1	1	1	1	13	inflammable substance
roll machine (except printingroll machine)			1										1	1					2		1			1	7	roll machine (except printingroll machine)

wood planer machine							1											2			1		1	5	wood planer machine	
other mobile silviculture machine																					1	1	1	1	4	other mobile silviculture machine
other construction machines			3				1	1	5	2	1	2		2	2		5	3	1	5	1	3	5		42	other construction machines
slinging tool			5				1	3	1	2	2	3		2	2	6	1	2		2	2		3		37	slinging tool
unclassifiable					1		2	1		3	1	1	3	1		1	1	2		2					19	unclassifiable
water			1										2	2	4	1		2			1	1	2		16	water
crane							3			1	2		1		1	1	2	1				3			15	crane
rough terrain hauler							1			1		2		1				1	5	2		1			14	rough terrain hauler
transmission			1							1	1	1	3			1	3	1	1						13	transmission
abnormal environment			1						2	1	1		1					1			1	5			13	abnormal environment
other powered crane			1		1		1		1	2	1				2			1			1	1			12	other powered crane
railway equipment													1	1	2	1				1	1	1			8	railway equipment
engine							1				1					2				2	1				7	engine
demolition machine															2	1					1	1	1		6	demolition machine
industrial robot			1				1					1		2							1				6	industrial robot
felling machine																3				2					5	felling machine
industrial dryer			1						1							1						1	1		5	industrial dryer
centrifugal machine									1							1				1	1				4	centrifugal machine
foundation work machine												1						1	1						3	foundation work machine
hardening machine									1									1		1					3	hardening machine

boiler						1							1									3	boiler	
kiln, caldron										1						1							3	kiln, caldron
other electrical equipment						1							1										3	other electrical equipment
band sawing machine													1	1									2	band sawing machine
injection molding machine																							2	injection molding machine
other pressure vessels																1						1	2	other pressure vessels
electric power facilities																							2	electric power facilities
inflammable gas																							2	inflammable gas
hollow chisel mortiser, wood borer																							1	hollow chisel mortiser, wood borer
chamfering machine, router, woodworking milling machine																							1	chamfering machine, router, woodworking milling machine
shearing machine																							1	shearing machine
printing machine																							1	printing machine
mobile logging machine																							1	mobile logging machine
gondola																							1	gondola
railway vehicle																							1	railway vehicle

total	929	930	970	976	954	934	948	905	1,015	995	1,048	1,155	1,143	1,245	1,261	1,243	1,234	1,260	1,294	1,422	1,438	1,535	1,560	1,461	27,855	total
-------	-----	-----	-----	-----	-----	-----	-----	-----	-------	-----	-------	-------	-------	-------	-------	-------	-------	-------	-------	-------	-------	-------	-------	-------	--------	-------

Transition of occurred months of fatal and non-fatal accidents in 060101 agriculture in Japan (1999-2022)

Month	1999	2000	2001	2002	2003	2004	2005	2006	2007	2008	2009	2010	2011	2012	2013	2014	2015	2016	2017	2018	2019	2020	2021	2022	total	Month
November	103	89	117	88	89	96	101	92	108	105	129	117	127	127	133	125	116	115	115	143	158	147	140	149	2,829	November
October	107	85	104	102	97	94	83	85	87	95	120	104	124	140	118	131	124	124	125	149	128	158	166	149	2,799	October
June	82	83	108	94	93	92	91	83	104	82	87	106	102	106	103	119	118	112	116	132	120	127	140	142	2,542	June
August	84	109	101	99	86	68	88	88	90	87	95	124	109	122	105	128	107	115	132	130	139	147	152	137	2,642	August
September	87	93	93	78	94	112	98	89	94	113	84	126	105	119	129	128	128	122	133	129	149	141	119	121	2,684	September
December	92	95	93	93	99	84	95	77	84	88	103	86	100	115	111	116	101	111	102	109	116	118	119	119	2,426	December
January	59	56	54	64	47	51	42	75	66	62	73	62	76	76	82	73	84	83	81	97	95	103	104	117	1,782	January
July	102	107	81	99	108	89	104	97	109	94	100	116	125	138	138	116	131	114	127	166	143	137	154	115	2,810	July
May	48	56	57	70	66	71	65	68	72	80	77	93	72	107	92	101	112	113	108	113	102	136	127	112	2,118	May
April	57	48	66	75	60	53	53	46	74	72	55	79	69	54	85	71	67	78	82	98	106	114	109	102	1,773	April
March	44	55	44	60	57	78	75	57	70	63	66	86	76	73	99	68	71	87	81	71	102	101	135	101	1,820	March
February	64	54	52	54	58	46	53	48	57	54	59	56	58	68	66	67	75	86	92	85	80	106	95	97	1,630	February
total	929	930	970	976	954	934	948	905	1,015	995	1,048	1,155	1,143	1,245	1,261	1,243	1,234	1,260	1,294	1,422	1,438	1,535	1,560	1,461	27,855	total

Transition of prefectures of fatal and non-fatal accidents in 060101 agriculture in Japan (1999-2022)

Prefecture	1999	2000	2001	2002	2003	2004	2005	2006	2007	2008	2009	2010	2011	2012	2013	2014	2015	2016	2017	2018	2019	2020	2021	2022	total	Prefecture
Hokkaido	112	98	90		87		97	112	124	106	106	129	124	107	112	149	118	101	122	111	131	100	115	104	2,455	Hokkaido
Shizuoka	61	65	74		68		54	70	73	53	73	74	79	74	89	62	68	73	74	67	73	103	92	82	1,601	Shizuoka
Kanagawa	24	34	42		41		26	31	37	29	38	37	31	44	40	44	64	45	52	69	62	69	68	70	997	Kanagawa
Chiba	14	55	44		28		23	31	40	37	47	33	47	32	38	41	43	48	33	53	47	62	55	70	921	Chiba
Aichi	70	54	46		48		41	44	41	39	40	35	52	49	44	55	40	53	46	43	61	63	68	68	1,100	Aichi

Ibaraki	26	42	44		40		32	41	36	36	39	34	37	43	30	43	35	36	29	33	35	61	50	54	856	Ibaraki
Tokyo	42	48	55		47		50	60	64	54	58	71	69	52	49	64	52	59	54	53	56	61	67	50	1,235	Tokyo
Wakayama	26	30	40		53		46	36	38	42	50	38	44	56	63	39	51	52	57	45	45	53	61	50	1,015	Wakayama
Ehime	29	24	22		21		19	23	29	32	31	27	27	25	34	28	42	31	42	45	43	40	46	49	709	Ehime
Kagoshima	29	20	24		14		16	8	20	18	27	31	33	39	43	40	42	43	55	39	47	53	44	48	733	Kagoshima
Kumamoto	18	9	17		24		22	7	18	22	12	25	29	28	30	30	23	39	37	47	54	42	52	47	632	Kumamoto
Nagano	22	13	24		13		17	24	18	20	20	25	32	44	29	49	40	39	31	39	42	44	46	43	674	Nagano
Hyogo	30	38	31		52		33	42	35	38	21	52	32	44	48	33	24	30	31	58	35	33	35	40	815	Hyogo
Gunma	15	10	8		10		20	13	18	18	34	29	33	41	25	34	20	30	25	34	42	40	39	38	576	Gunma
Fukuoka	29	15	25		32		31	18	25	27	29	28	24	21	32	34	38	41	42	50	32	55	39	35	702	Fukuoka
Hiroshima	39	39	22		14		23	13	18	20	14	38	21	19	28	23	28	22	24	23	31	27	18	35	539	Hiroshima
Oita	12	10	15		14		20	13	20	23	13	10	15	17	25	14	17	22	39	27	29	25	27	34	441	Oita
Saitama	14	14	17		12		11	11	21	12	19	22	23	11	11	14	16	22	18	24	28	31	25	34	410	Saitama
Miyazaki	17	18	23		12		23	20	33	18	24	27	28	30	30	24	45	44	34	37	42	44	58	31	662	Miyazaki
Osaka	12	21	20		18		19	17	16	23	24	25	16	41	18	18	16	31	37	25	25	23	37	30	512	Osaka
Aomori	19	15	23		17		15	11	22	21	14	17	19	21	19	22	19	21	28	32	33	33	32	29	482	Aomori
Mie	38	30	21		25		32	25	30	21	26	22	22	30	34	32	22	30	34	37	35	39	30	28	643	Mie
Nagasaki	26	15	22		27		21	15	7	24	29	29	25	36	37	22	35	27	39	38	27	42	34	27	604	Nagasaki
Yamagata	8	10	10		9		10	11	9	15	7	24	11	13	12	19	17	18	11	32	21	26	26	27	346	Yamagata
Niigata	19	22	21		24		17	10	14	16	11	24	29	24	20	17	20	22	23	16	10	21	26	26	432	Niigata
Kyoto	13	15	10		21		24	24	22	27	32	40	27	25	37	30	25	21	23	30	31	29	25	24	555	Kyoto
Gifu	11	15	11		20		16	20	19	23	9	22	29	21	24	21	19	20	16	18	27	20	14	23	418	Gifu
Miyagi	6	6	9		9		6	5	14	20	22	22	18	26	26	24	16	14	12	26	19	18	27	23	368	Miyagi
Kochi	2	3	2		3		11	4	6	6	8	7	8	18	12	12	17	11	13	17	18	17	20	19	234	Kochi
Fukushima	9	3	10		5		10	10	15	16	11	10	9	17	22	21	22	23	12	28	24	24	48	18	367	Fukushima

Iwate	12	5	5		8		19	7	10	10	5	10	11	19	16	10	4	17	11	12	12	21	25	17	266	Iwate
Akita	3	6	3		5		5	7	6	6	5	6	7	6	10	7	10	9	10	15	16	15	12	17	186	Akita
Nara	16	10	13		25		20	16	23	18	25	20	27	35	31	30	27	20	20	14	27	24	20	16	477	Nara
Tokushima	14	7	9		11		10	10	4	4	8	8	6	10	8	12	13	21	22	21	12	12	15	16	253	Tokushima
Tochigi	8	5	8		4		12	12	8	10	13	9	10	7	6	7	15	8	12	18	18	16	28	16	250	Tochigi
Tottori	5	1	4		5		2	7	7	3	7	3	5	10	5	4	5	8	8	6	4	9	14	14	136	Tottori
Toyama	9	15	19		12		20	9	8	17	23	13	7	22	24	21	20	15	18	13	16	11	12	13	337	Toyama
Okinawa	3	7	5		2		6	4	3	5	4	6	3	4	12	6	12	2	8	16	14	8	11	13	154	Okinawa
Okayama	5	17	13		9		10	12	9	9	12	6	11	11	16	18	19	20	17	23	29	15	22	12	315	Okayama
Shimane	9	7	6		6		7	8	12	5	9	9	8	10	12	10	11	10	8	10	14	13	14	12	210	Shimane
Kagawa	5	6	6		4		7	9	13	4	11	11	14	11	9	15	11	9	13	14	10	18	13	10	223	Kagawa
Shiga	4	1	3		2		8	6	2	10	6	8	1	10	10	9	8	10	9	7	8	15	8	10	155	Shiga
Ishikawa	13	16	22		10		14	10	10	9	8	14	12	8	10	9	8	9	12	13	15	12	13	9	256	Ishikawa
Yamaguchi	14	16	14		13		7	6	8	7	6	4	8	13	7	5	10	8	11	8	8	11	6	9	199	Yamaguchi
Fukui	9	4	2		6		5	7	4	8	5	8	5	6	9	6	10	10	6	11	10	17	3	8	159	Fukui
Yamanashi	4	10	8		17		7	4	4	11	6	7	8	8	6	10	10	9	9	14	12	10	14	7	195	Yamanashi
Saga	4	6	8		7		4	2	2	3	7	6	7	7	9	6	7	7	7	11	8	10	6	6	140	Saga
total	929	930	970	976	954	934	948	905	1,015	995	1,048	1,155	1,143	1,245	1,261	1,243	1,234	1,260	1,294	1,422	1,438	1,535	1,560	1,461	27,855	total

Data Source : <https://anzeninfo.mhlw.go.jp/user/anzen/tok/anst00.html> MHLW, Jaan

Return to https://www.jisha.or.jp/english/statistics/202312_05.html