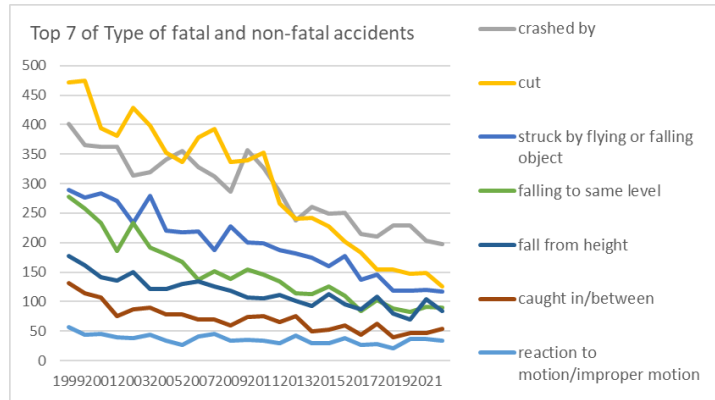
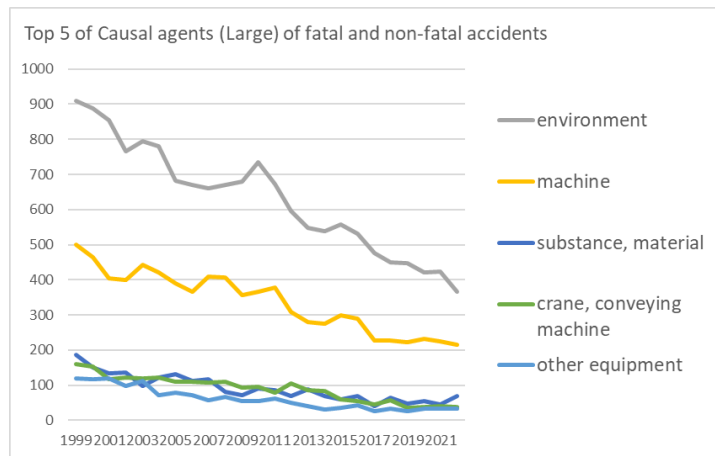


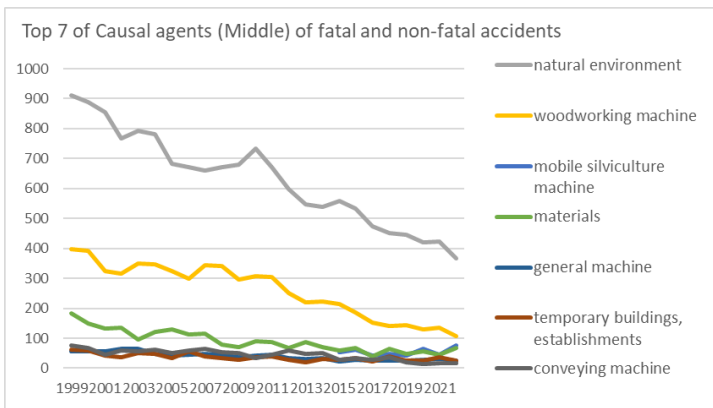
Transition of fatal and non-fatal accidents in 060201 lumbering in Japan (1999-2022)



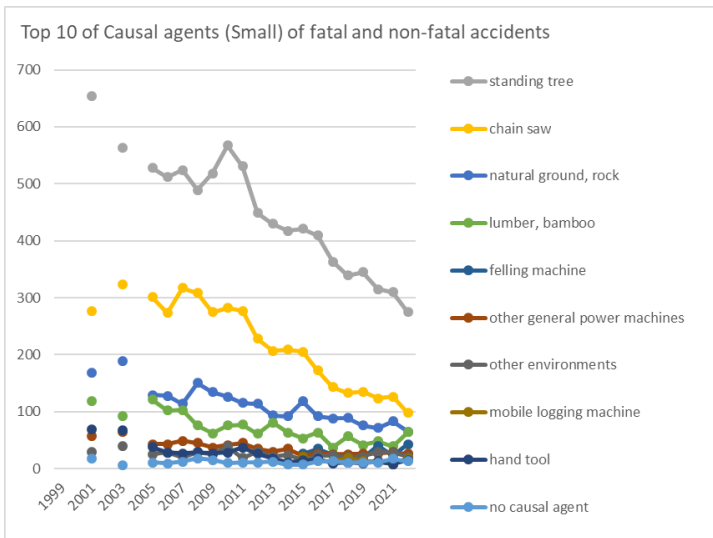
Transition of Top 7 of Type of fatal and non-fatal accidents in 060201 lumbering in Japan (1999-2022)



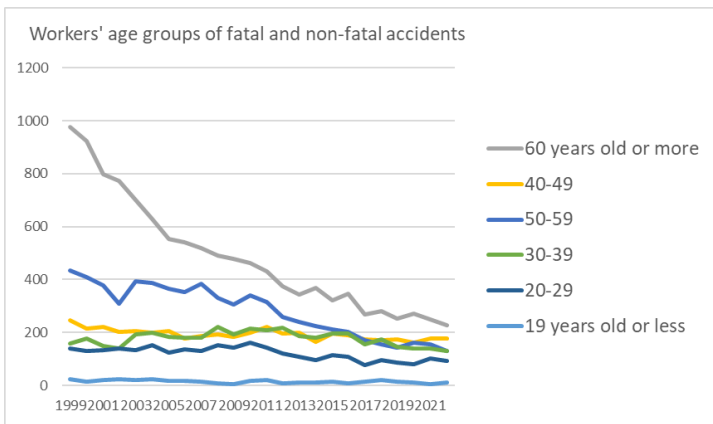
Transition of Top 5 of Causal agents (Large) of fatal and non-fatal accidents in 060201 lumbering in Japan (1999-2022)



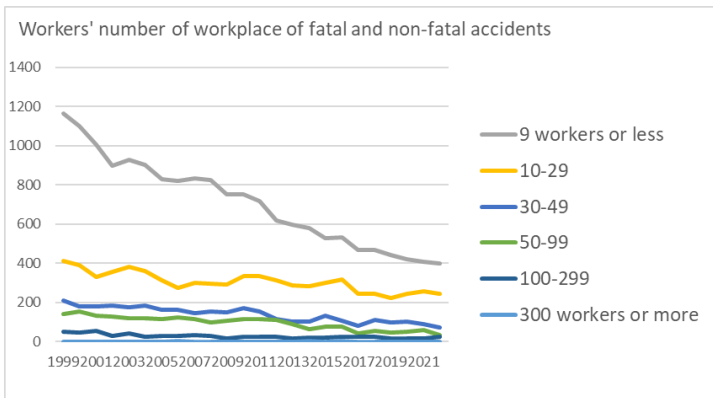
Transition of Top 7 of Causal agents (Middle) of fatal and non-fatal accidents in 060201 lumbering in Japan (1999-2022)



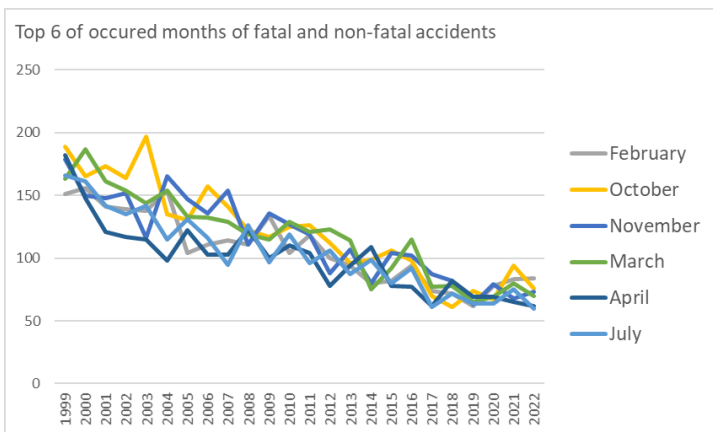
Transition of Top 10 of Causal agents (Small) of fatal and non-fatal accidents in 060201 lumbering in Japan (1999-2022)



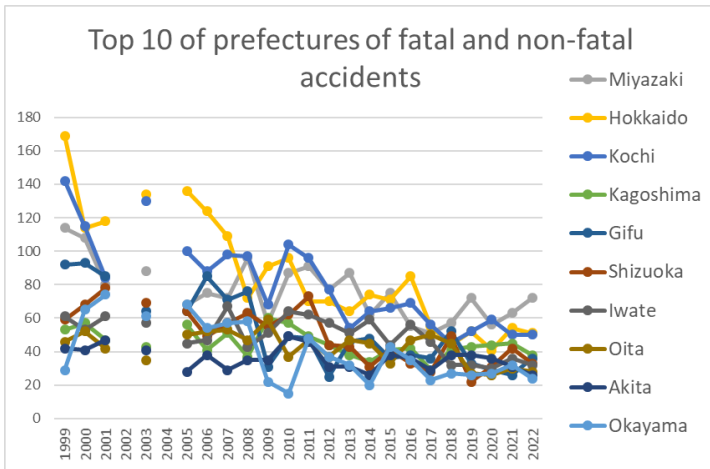
Transition of workers' age groups of fatal and non-fatal accidents in 060201 lumbering in Japan (1999-2022)



Transition of workers' number of workplace of fatal and non-fatal accidents in 060201 lumbering in Japan (1999-2022)



Transition of Top 6 of occurred months of fatal and non-fatal accidents in 060201 lumbering in Japan (1999-2022)



Transition of Top 10 of prefectures of fatal and non-fatal accidents in 060201 lumbering in Japan (1999-2022)

Transition of Type of fatal and non-fatal accidents in 060201 lumbering in Japan (1999-2022)

Type of accidents	1999	2000	2001	2002	2003	2004	2005	2006	2007	2008	2009	2010	2011	2012	2013	2014	2015	2016	2017	2018	2019	2020	2021	2022	total	Type of accidents
crashed by	401	365	363	362	314	320	341	356	328	312	286	357	327	287	238	261	249	251	214	211	229	229	203	198	7,002	crashed by
cut	471	475	394	381	428	398	352	336	378	393	337	339	352	267	240	242	227	202	183	154	155	147	148	125	7,124	cut
struck by flying or falling object	290	277	284	270	234	279	220	217	219	188	227	200	199	188	181	175	160	177	137	145	118	118	120	117	4,740	struck by flying or falling object
falling to same level	278	258	234	186	234	192	180	167	137	152	138	154	145	134	114	112	125	110	84	102	88	83	91	89	3,587	falling to same level
fall from height	177	161	141	135	150	122	121	130	134	125	119	107	105	111	101	93	112	96	87	109	80	69	104	84	2,773	fall from height
caught in/between	132	114	107	75	87	90	78	78	70	69	59	74	75	66	76	50	53	60	44	62	40	47	47	54	1,707	caught in/between
reaction to motion/improper motion	57	44	45	40	38	44	33	27	41	45	34	35	33	30	43	29	29	38	27	28	21	37	36	34	868	reaction to motion/improper motion
collapse	80	77	60	71	75	69	60	51	55	53	54	70	46	40	43	38	49	59	37	33	31	23	23	28	1,225	collapse

crash	53	44	44	39	41	37	40	24	26	26	22	23	26	21	27	23	20	22	25	26	26	23	18	15	691	crash	
others	10	26	17	13	14	12	8	10	9	13	17	14	15	10	13	10	9	10	8	17	8	21	12	8	304	others	
contact to high/low-temperature	4	6	2	3	4	4		1	3	10	4	4	3	6	4	7	7	10	2	4	7	6	3	7	111	contact to high/low-temperature	
traffic accident (public road)	11	11	1	11	12	15	5	6	13	5	9	7	9	15	4	5	7	5	4	6	5	12	14	4	196	traffic accident (public road)	
contact to harmful substance			1		1	1	3		1	1			1			1	1	2		1		3		2	19	contact to harmful substance	
injury to the sole of the foot	4	6	1	1	5	5	3		2	3	2	8	1	4	3		4	2	3		7	6	5	1	76	injury to the sole of the foot	
fire		1	1	1		1	2				1	1			1		1	1	1					1	13	fire	
unclassifiable	3	3	4	1	3	1	2	1		2		2	2				1	2			1		2		30	unclassifiable	
electric shock	1		1		1		1	1		1								2							8	electric shock	
drown													1						1						2	drown	
explosion	1																						1		2	explosion	
traffic accident (others)	1	1																							2	traffic accident (others)	
burst																											burst
total	1,974	1,869	1,700	1,589	1,641	1,590	1,449	1,405	1,416	1,398	1,309	1,395	1,340	1,179	1,088	1,046	1,054	1,049	857	898	816	824	827	767	30,480	total	

Transition of Causal agents (Large) of fatal and non-fatal accidents in 060201 lumbering in Japan (1999-2022)

Causal (L) agents	1999	2000	2001	2002	2003	2004	2005	2006	2007	2008	2009	2010	2011	2012	2013	2014	2015	2016	2017	2018	2019	2020	2021	2022	total	Causal (L) agents
environment	910	888	854	766	794	781	683	670	661	670	679	734	672	597	548	538	558	532	475	450	447	421	423	366	15,117	environment





machine	6			1	1		1	1	1	1		1				1			1	1			16	manufacturing machine		
power transmission mechanism	1	1	1						1	1	1							2					8	power transmission mechanism		
engine	1	1								1		1	1		1								6	engine		
electric equipment	1				1		1	1		1								1					6	electric equipment		
pressure vessel																1	1						2	pressure vessel		
kiln, caldron																						1	1	kiln, caldron		
chemical facilities																								chemical facilities		
welding equipment																								welding equipment		
total	1,974	1,869	1,700	1,589	1,641	1,590	1,449	1,405	1,416	1,398	1,309	1,395	1,340	1,179	1,088	1,046	1,054	1,049	857	898	816	824	827	767	30,480	total

Transition of Causal agents (Small) of fatal and non-fatal accidents in 060201 lumbering in Japan (1999-2022)

Causal (S) agents	1999	2000	2001	2002	2003	2004	2005	2006	2007	2008	2009	2010	2011	2012	2013	2014	2015	2016	2017	2018	2019	2020	2021	2022	total	Causal (S) agents
standing tree			654		563		528	512	524	489	518	567	531	449	430	417	421	409	363	339	345	315	310	275	8,959	standing tree
chain saw			276		324		301	273	317	308	275	282	277	228	207	209	205	172	143	133	135	123	126	98	4,412	chain saw
natural ground, rock			168		189		129	128	114	150	134	126	115	114	93	92	118	92	88	89	76	71	83	65	2,234	natural ground, rock
lumber, bamboo			119		92		121	102	103	76	62	76	77	61	81	63	53	63	37	57	41	48	39	64	1,435	lumber, bamboo
felling machine																	26	35	24	18	19	40	23	43	228	felling machine
other general power machines			57		65		43	43	49	45	37	41	45	35	30	35	22	27	25	25	26	27	29	26	732	other general power machines



other environments			30		39		25	28	20	29	25	39	19	30	21	24	15	23	23	20	21	30	28	21	510	other environments
mobile logging machine																	20	14	12	19	13	12	8	18	116	mobile logging machine
hand tool			69		68		38	28	27	29	27	28	37	26	18	11	14	17	9	11	9	13	8	15	502	hand tool
no causal agent			18		6		11	9	12	18	15	10	11	11	12	7	7	13	13	11	11	11	17	13	236	no causal agent
skyline yarding machine																	7	12	6	9	9	10	12	13	78	skyline yarding machine
truck			20		21		22	24	33	21	20	12	17	24	15	20	19	19	21	21	12	13	14	12	380	truck
passage			18		26		19	27	24	14	16	20	25	16	9	14	16	21	20	15	9	12	26	12	359	passage
lumberyard equipment, logging cableway			52		38		41	34	24	31	25	31	17	24	20	24	16	15	8	10	5	9	8	10	442	lumberyard equipment, logging cableway
other tools			26		18		21	18	15	15	8	13	12	5	12	12	9	11	7	5	11	14	2	9	243	other tools
other woodworking machines			41		25		20	23	26	29	17	24	23	22	9	13	8	14	7	6	7	7	7	8	336	other woodworking machines
ladder			12		15		11	16	6	13	12	9	10	15	8	4	7	8	6	12	4	2	15	7	192	ladder
working platform, boot board			15		17		5	17	12	12	9	12	10	6	8	13	7	3	1	13	10	6	5	6	187	working platform, boot board
cars, bus, motorcycle			2		13		4	4	8	9	7	8	6	11	7	2	8	3	2	6	6	9	10	6	131	cars, bus, motorcycle
other temporary buildings, establishments			1		4		7	1			1	2		1		2	3	2		3	1	4		5	37	other temporary buildings, establishments
other causal agent			7		7		2	2	9	4	8	1	7	3	9	7	4	5	4	7	1	7	3	4	101	other causal agent
high/cold temperature			2		1		1	1	1	2	2	2	1	4	4	5	3	8		2	5	5	2	4	55	high/cold temperature

environment																									environment		
excavating machine			12		10		6	9	7	8	9	6	8	4	8	4	4	6	3	4	8	7	10	3	136	excavating machine	
stone, sand, substance			9		1		4	3	2	2	3	9	6	3	4	5	2	1	2	7	5	4	1	3	76	stone, sand, substance	
leveling, transporting or loading machine			6		9		5	8	1	6	7	4	6	9	5	2		2	2	5	2	1	2	2	84	leveling, transporting or loading machine	
load			2		4		3	4	2	4	3	4	2	5	6	4	2	2		8	2	2	1	2	62	load	
forklift					1		1	1	1	1	2	1		1	1			2		1				2	15	forklift	
other mobile silviculture machine																		1	1	1	1	1	2	3	2	12	other mobile silviculture machine
simple skyline yarding equipment																		1	1				2	1	2	7	simple skyline yarding equipment
mobile crane			11		7		7	10	8	7	3	9	4	5	7	3	3	2	8	2	3	2	3	1	105	mobile crane	
slinging tool			4		9		5	6	3	5	6	2	2	4	1	3	3	2	2	1	1	3	1	1	64	slinging tool	
building, establishment			2		3		3	5	4	5		2	3	1	1	1	1	5		5	2	1	5	1	50	building, establishment	
circular sawing machine			6		2		1	1		2	2	1	4	1	4	1			1	1	1		2	1	31	circular sawing machine	
other equipment, facilities			5				1	1	4	4	1	2			1	1	1	2		2	1		1	1	28	other equipment, facilities	
rough terrain hauler					3				2	2				3	2	1	2	1	1	1	2	1	1	1	23	rough terrain hauler	
human power machine			3				1	1	2	1		2						1	1	2				1	1	16	human power machine
water					1			1	2				6				1		1					1	13	water	
inflammable					1				1	2	1	1		1			1	1	1					1	1	12	inflammable

substance																									substance	
scaffolding			1				1		1					1			1	2	2	1		1	11	scaffolding		
other materials			1		2		1	3		1		1	1									1	11	other materials		
other vehicles										2	1		1		1					1		1	7	other vehicles		
demolition machine													2	1	1		1					1	6	demolition machine		
vehicle for high lift work						1	1	1									2						1	6	vehicle for high lift work	
other hazards, harmful substances					1		2		1				1										1	6	other hazards, harmful substances	
railway equipment					2													2					1	5	railway equipment	
loader			1				1				1								1				1	5	loader	
other powered conveying machines			23		28		27	32	27	29	29	21	28	30	29	27	6	9	4	10	3			362	other powered conveying machines	
other construction machines			4		6		11	5	5	6	6	6	12	9	11	9	2	2	2	3		1	1	101	other construction machines	
other powered crane			5		6		8	5	3	10	4	10	5	7	4	3	2	2		4	2		1	81	other powered crane	
metal material			4		2		5	6	8	2	6	3	3	3	2	2	4	4	1		1	4	4	64	metal material	
unclassifiable			5		4		3	2		1		1	3		1		1	3					2	26	unclassifiable	
stairs, landing stage			2		2			2						4							1	1	1	1	14	stairs, landing stage
roof, beam, haze, crossbeam, principal rafter			1				1	3		1	1	1			1		2	2	1					14	roof, beam, haze, crossbeam, principal rafter	
conveyor			1					1				1		1	2	1	2	1	1	1		1		13	conveyor	
human power cranes					1			1			1		2						1	2		1	3	12	human power cranes	

hollow chisel mortiser, wood borer			1				1		1		2	1			1								8	hollow chisel mortiser, wood borer	
machine/equipment as load					1		1		1			1	1	1				1	1					8	machine/equipment as load
crane			1		1		1			1		1					1					1		7	crane
power transmission mechanism			1						1		1		1					2						6	power transmission mechanism
band sawing machine										1	1		1				1					1		5	band sawing machine
other metal manufacturing machines					1			1	1	1		1												5	other metal manufacturing machines
transmission					1		1	1		1							1							5	transmission
engine										1			1		1		1							4	engine
grinding machine, buffing machine							1									1			1		1			4	grinding machine, buffing machine
human power hauling equipment											1							1				2		4	human power hauling equipment
chamfering machine, router, woodworking milling machine									1										1	1				3	chamfering machine, router, woodworking milling machine
mixer, grinder								1									1					1		3	mixer, grinder
harmful substance			1														1					1		3	harmful substance
wood planer machine									1													1		2	wood planer machine







Month	1999	2000	2001	2002	2003	2004	2005	2006	2007	2008	2009	2010	2011	2012	2013	2014	2015	2016	2017	2018	2019	2020	2021	2022	total	Month
February	151	156	141	139	138	154	104	111	114	111	134	104	118	100	94	80	82	94	74	72	62	78	83	84	2,578	February
October	189	165	173	164	197	135	130	157	141	122	117	125	126	112	96	99	106	98	70	61	74	67	94	76	2,894	October
November	179	150	148	152	116	165	147	136	154	111	136	127	119	88	107	80	104	102	87	82	63	79	68	73	2,773	November
March	163	187	161	154	144	154	133	132	129	119	115	129	121	123	114	75	92	115	77	78	65	69	80	70	2,799	March
April	182	148	121	117	115	98	122	103	103	123	100	110	104	78	94	109	78	77	62	82	69	69	65	62	2,391	April
July	166	161	142	135	142	115	131	116	95	126	97	119	96	106	87	99	80	92	61	72	64	64	75	60	2,501	July
December	162	149	124	114	152	147	88	131	124	117	90	114	120	88	78	89	87	76	90	75	54	70	65	60	2,464	December
August	151	175	141	112	124	117	114	101	114	94	113	115	106	99	87	69	78	79	72	70	56	75	59	58	2,379	August
June	147	133	143	143	103	120	119	105	115	119	98	124	102	79	77	92	75	83	64	71	71	66	66	58	2,373	June
January	154	138	114	105	123	113	121	93	128	110	80	83	111	122	89	98	82	70	69	86	72	53	52	58	2,324	January
September	162	145	143	135	159	149	123	132	107	132	120	141	110	103	91	89	96	84	71	80	91	74	61	56	2,654	September
May	168	162	149	119	128	123	117	88	92	114	109	104	107	81	74	67	94	79	60	69	75	60	59	52	2,350	May
total	1,974	1,869	1,700	1,589	1,641	1,590	1,449	1,405	1,416	1,398	1,309	1,395	1,340	1,179	1,088	1,046	1,054	1,049	857	898	816	824	827	767	30,480	total

Transition of prefectures of fatal and non-fatal accidents in 060201 lumbering in Japan (1999-2022)

Prefecture	1999	2000	2001	2002	2003	2004	2005	2006	2007	2008	2009	2010	2011	2012	2013	2014	2015	2016	2017	2018	2019	2020	2021	2022	total	Prefecture
Miyazaki	114	108	80		88		68	75	72	96	57	87	91	77	87	62	75	55	51	57	72	56	63	72	1,663	Miyazaki
Hokkaido	169	114	118		134		136	124	109	72	91	96	70	70	64	74	71	85	55	44	52	41	54	51	1,894	Hokkaido
Kochi	142	115	84		130		100	88	98	97	68	104	96	77	54	64	66	69	56	45	52	59	50	50	1,764	Kochi
Kagoshima	53	57	47		43		56	41	51	37	60	57	49	44	38	34	41	42	29	41	43	44	45	38	990	Kagoshima
Gifu	92	93	85		64		64	85	71	76	31	49	48	25	46	48	36	38	36	52	33	29	26	36	1,163	Gifu
Shizuoka	59	68	78		69		64	49	57	63	55	62	73	44	43	31	41	33	28	49	22	31	42	33	1,094	Shizuoka
Iwate	61	53	61		57		45	47	67	43	51	64	62	57	51	59	44	56	46	32	32	30	36	32	1,086	Iwate
Oita	46	52	42		35		50	52	53	47	59	37	47	37	47	45	33	47	50	45	27	26	30	28	935	Oita



Akita	42	41	47		41		28	38	29	35	35	49	46	31	31	26	38	36	29	38	38	36	31	26	791	Akita
Okayama	29	65	74		61		68	54	57	58	22	15	48	37	32	20	43	35	23	27	26	27	32	24	877	Okayama
Tokushima	45	64	40		29		28	27	26	23	39	38	31	32	23	17	23	26	15	25	7	15	13	22	608	Tokushima
Miyagi	32	22	28		20		27	31	34	28	28	23	28	33	22	25	18	25	18	26	19	24	29	22	562	Miyagi
Tochigi	23	22	21		26		23	24	19	25	22	10	14	13	9	20	21	19	10	15	4	12	16	20	388	Tochigi
Nagano	48	50	30		49		33	44	24	38	40	43	29	22	34	27	30	18	20	20	15	28	28	19	689	Nagano
Nara	120	84	70		62		41	51	46	32	53	52	52	49	37	37	31	30	25	25	28	31	18	18	992	Nara
Fukushima	36	34	35		38		23	28	28	40	27	45	33	20	24	22	15	29	21	26	19	17	23	18	601	Fukushima
Gunma	37	28	26		33		19	24	28	25	17	42	24	20	17	18	23	22	21	16	15	17	20	18	510	Gunma
Mie	87	68	90		58		60	54	47	57	54	77	46	46	32	28	24	39	26	25	21	23	22	17	1,001	Mie
Hiroshima	82	69	52		40		49	31	34	26	30	16	34	14	22	16	29	10	13	14	10	13	19	17	640	Hiroshima
Kumamoto	67	69	49		63		50	42	54	59	49	42	49	60	40	39	48	36	28	36	39	31	24	16	990	Kumamoto
Ehime	52	58	69		83		67	35	49	48	48	13	10	22	24	31	26	18	16	16	20	12	8	15	740	Ehime
Fukuoka	39	27	36		20		29	29	22	21	18	22	24	28	29	22	22	19	21	12	16	20	19	14	509	Fukuoka
Shimane	23	38	30		25		24	26	26	18	28	17	23	28	25	25	22	26	17	13	17	15	18	14	498	Shimane
Kyoto	41	36	46		47		38	44	38	33	23	29	34	43	21	21	24	24	15	19	20	15	13	12	636	Kyoto
Wakayama	94	101	77		70		62	47	48	59	75	72	59	45	40	42	39	43	41	44	36	24	15	11	1,144	Wakayama
Niigata	43	32	20		17		12	16	14	20	18	12	16	8	11	3	9	8	6	6	5	4	7	11	298	Niigata
Aichi	33	25	16		12		13	13	11	11	11	16	17	8	11	13	11	8	14	8	5	14	6	10	286	Aichi
Yamaguchi	18	35	22		19		13	24	18	12	23	29	15	29	12	20	10	12	8	6	8	11	9	9	362	Yamaguchi
Tottori	27	18	14		19		18	12	6	15	16	10	21	17	15	12	20	13	8	17	9	10	11	9	317	Tottori
Aomori	41	32	21		15		16	10	14	13	18	14	20	19	21	20	14	15	14	13	24	14	13	8	389	Aomori
Saga	15	8	10		16		8	11	15	19	22	22	15	11	17	17	16	12	9	10	11	10	6	8	288	Saga
Yamanashi	9	13	7		11		9	12	13	12	12	4	9	16	11	7	10	11	7	8	9	8	10	8	216	Yamanashi
Fukui	16	22	13		9		14	12	26	25	15	26	14	15	18	15	8	16	9	8	8	13	8	7	317	Fukui

Yamagata	27	22	18		22		17	12	14	19	13	17	11	14	13	17	17	15	5	6	10	5	9	7	310	Yamagata
Nagasaki	3	13	15		4		6	4	9	8	5	13	9	12	9	7	7	1	7		4	2	2	7	147	Nagasaki
Tokyo	3	6	6		2		2	6	7	1	1	2	1	2	6	4	2	1	4	2		3	4	7	72	Tokyo
Hyogo	34	28	47		43		35	42	36	26	40	22	22	14	16	18	21	19	18	16	15	15	12	6	545	Hyogo
Ishikawa	9	16	15		12		4	6	5	5		4	2	6	1	3	1	5	8	5	5	6	9	5	132	Ishikawa
Toyama	5	2	8		6		5	7	5	7	9	7	11	5	6	3	1	8	6	5	3	4	5	5	123	Toyama
Saitama	7	9	6		11		5	2	7	9	9	3	10	5	3	9	4	2	4	6	4	7	3	4	129	Saitama
Chiba	9	9	7		8		2	5	7	6	3	7	3	10	7	1	5	9	3	4	1	4	6	4	120	Chiba
Kanagawa	8	8	7		2		4	5	4	5		4	6	1	6		4	4	3	5	6	6	4	4	96	Kanagawa
Shiga	4	18	10		18		4	7	5	9	7	5	7	2	1	4	3	1	4	3	2	1	2	3	120	Shiga
Ibaraki	10	8	8		6		5	4	5	9	4	13	6	10	7	11	2	5	7	6	3	10	6	1	146	Ibaraki
Osaka	11	2	3		2		3	4	3	8	3	2	3	1	5	4	3	4	3		1			1	66	Osaka
Kagawa	9	7	10		2		2	1		3		2	2			3	2			2			1		46	Kagawa
Okinawa			2						5							2	1					1			11	Okinawa
total	1,974	1,869	1,700	1,589	1,641	1,590	1,449	1,405	1,416	1,398	1,309	1,395	1,340	1,179	1,088	1,046	1,054	1,049	857	898	816	824	827	767	30,480	total

Data Source : <https://anzeninfo.mhlw.go.jp/user/anzen/tok/anst00.html> MHLW, Jaan

Return to [https://www.jisha.or.jp/english/statistics/202312\\_05.html](https://www.jisha.or.jp/english/statistics/202312_05.html)