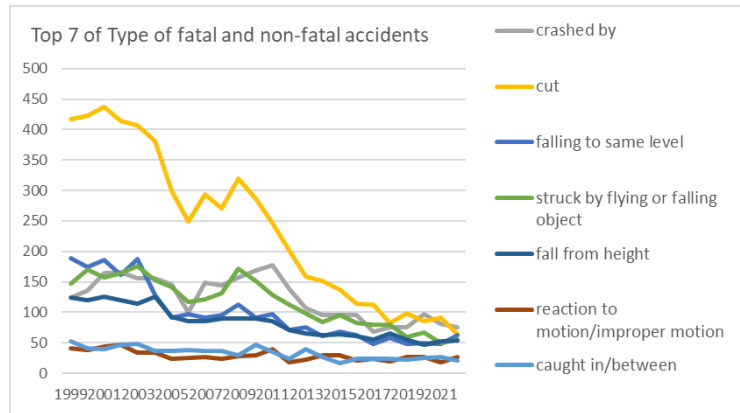
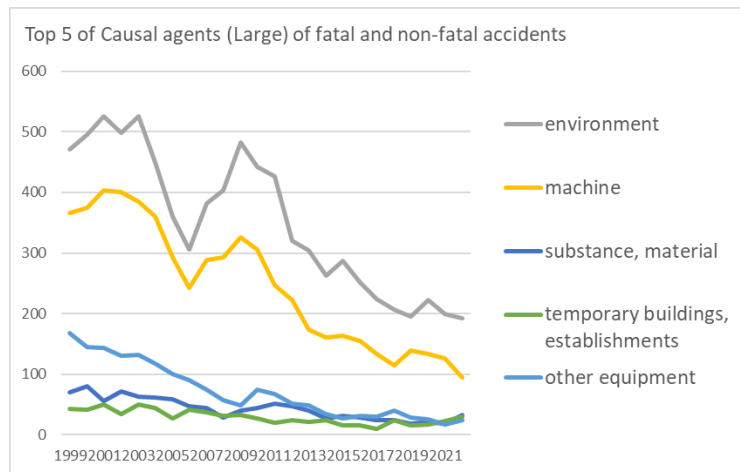


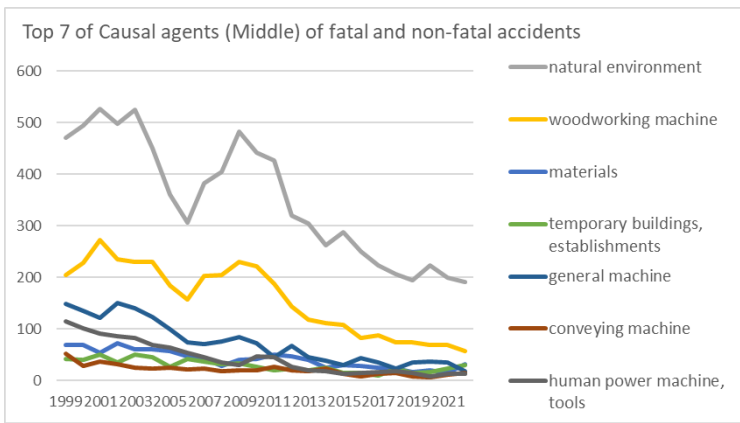
Transition of fatal and non-fatal accidents in 060209 other forestry in Japan (1999-2022)



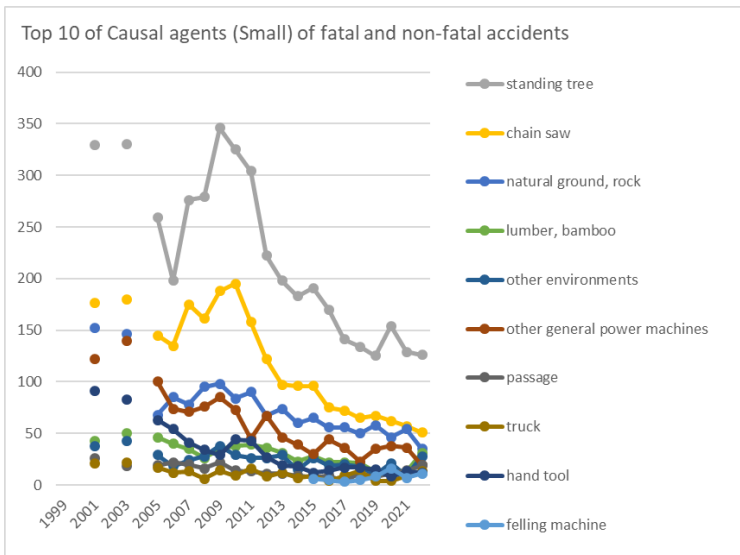
Transition of Top 7 of Type of fatal and non-fatal accidents in 060209 other forestry in Japan (1999-2022)



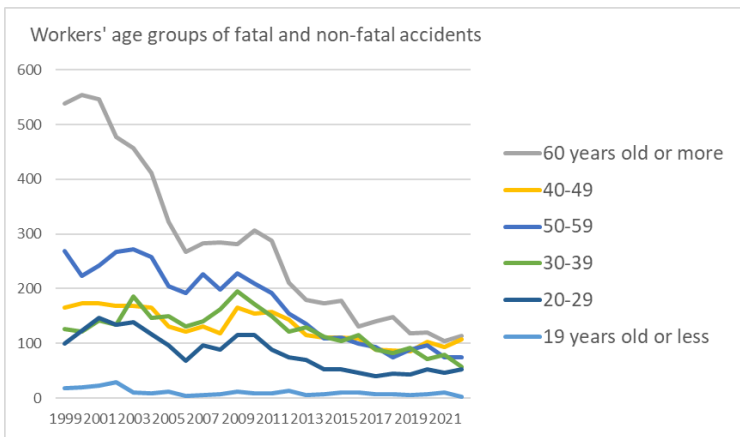
Transition of Top 5 of Causal agents (Large) of fatal and non-fatal accidents in 060209 other forestry in Japan (1999-2022)



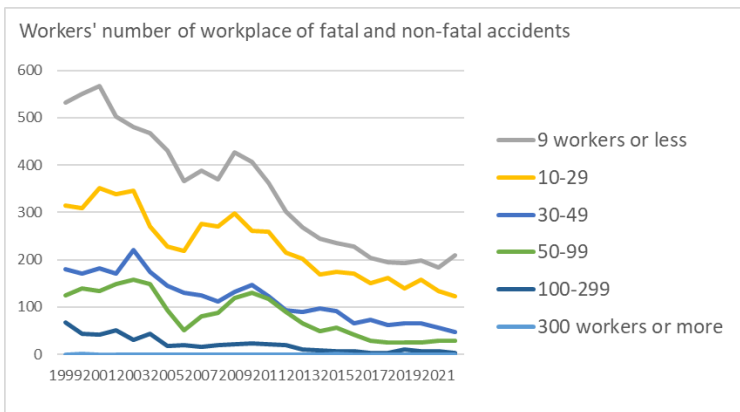
Transition of Top 7 of Causal agents (Middle) of fatal and non-fatal accidents in 060209 other forestry in Japan (1999-2022)



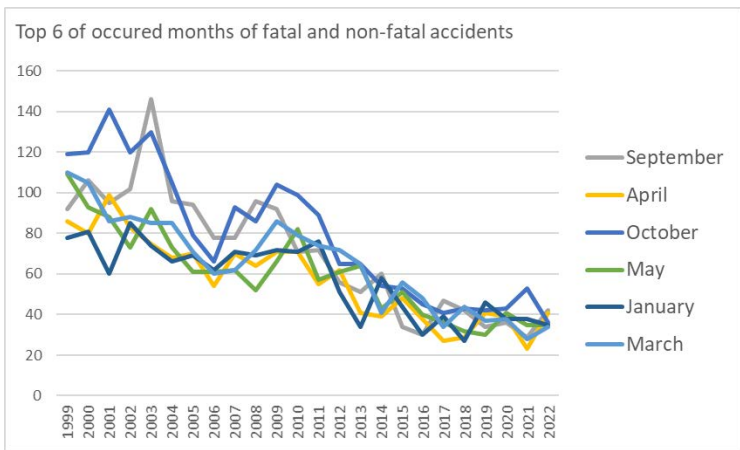
Transition of Top 10 of Causal agents (Small) of fatal and non-fatal accidents in 060209 other forestry in Japan (1999-2022)



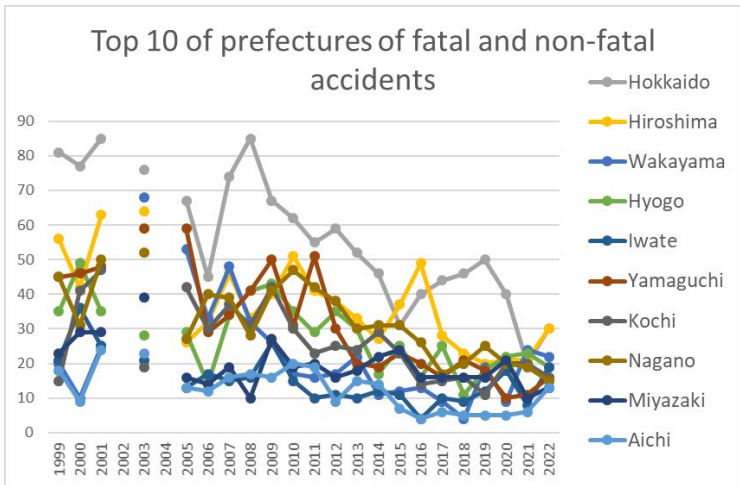
Transition of workers' age groups of fatal and non-fatal accidents in 060209 other forestry in Japan (1999-2022)



Transition of workers' number of workplace of fatal and non-fatal accidents in 060209 other forestry in Japan (1999-2022)



Transition of Top 6 of occurred months of fatal and non-fatal accidents in 060209 other forestry in Japan (1999-2022)



Transition of Top 10 of prefectures of fatal and non-fatal accidents in 060209 other forestry in Japan (1999-2022)

Transition of Type of fatal and non-fatal accidents in 060209 other forestry in Japan (1999-2022)

Type of accidents	1999	2000	2001	2002	2003	2004	2005	2006	2007	2008	2009	2010	2011	2012	2013	2014	2015	2016	2017	2018	2019	2020	2021	2022	total	Type of accidents
crashed by	124	136	165	166	156	156	146	100	149	144	157	168	178	139	107	95	95	96	68	76	76	97	81	76	2,951	crashed by
cut	417	423	437	414	407	381	300	249	294	270	319	287	246	201	159	151	137	114	112	83	99	86	91	64	5,741	cut
falling to same level	189	175	186	161	187	129	91	97	91	96	112	91	97	71	76	61	68	62	48	58	48	49	48	62	2,353	falling to same level

electric shock							1											1			1				3	electric shock
drown							1															1			2	drown
explosion		1																							1	explosion
burst																										burst
total	1,217	1,214	1,274	1,210	1,233	1,106	916	785	884	859	997	968	884	718	635	565	565	512	457	444	432	451	408	409	19,143	total

Transition of Causal agents (Large) of fatal and non-fatal accidents in 060209 other forestry in Japan (1999-2022)

Causal (L) agents	1999	2000	2001	2002	2003	2004	2005	2006	2007	2008	2009	2010	2011	2012	2013	2014	2015	2016	2017	2018	2019	2020	2021	2022	total	Causal (L) agents
environment	471	495	526	498	525	450	360	306	382	404	483	442	427	320	305	262	287	251	224	206	195	223	199	192	8,433	environment
machine	366	375	404	401	385	360	293	243	288	293	326	306	247	222	174	161	164	155	133	115	139	133	126	95	5,904	machine
substance, material	70	80	56	72	63	62	59	47	44	29	40	45	52	47	40	27	31	28	25	24	18	21	18	33	1,031	substance, material
temporary buildings, establishments	43	41	50	35	50	45	27	42	37	32	33	27	20	24	21	25	15	16	10	24	15	17	23	30	702	temporary buildings, establishments
other equipment	168	145	143	130	132	118	101	90	74	57	48	74	68	51	49	34	27	31	30	40	28	26	17	24	1,705	other equipment
crane, conveying machine	69	45	52	40	47	45	55	42	38	30	39	52	41	42	27	36	24	22	18	20	20	13	18	21	856	crane, conveying machine
others	29	29	36	29	28	26	18	13	21	11	28	20	27	10	15	18	15	7	13	12	14	17	6	13	455	others
load	1	4	7	5	3		3	2		3		2	2	2	4	2	2	2	4	3	3	1	1	1	57	load
total	1,217	1,214	1,274	1,210	1,233	1,106	916	785	884	859	997	968	884	718	635	565	565	512	457	444	432	451	408	409	19,143	total

Transition of Causal agents (Middle) of fatal and non-fatal accidents in 060209 other forestry in Japan (1999-2022)

Causal (M) agents	1999	2000	2001	2002	2003	2004	2005	2006	2007	2008	2009	2010	2011	2012	2013	2014	2015	2016	2017	2018	2019	2020	2021	2022	total	Causal (M) agents
natural environment	471	495	526	498	525	450	360	306	382	404	483	442	427	320	305	262	287	251	224	206	195	223	199	192	8,433	natural environment
woodworking machine	204	228	273	236	230	230	184	157	203	204	231	222	188	144	118	112	108	83	88	75	74	70	69	57	3,788	woodworking machine
materials	69	69	54	72	61	61	58	47	44	29	40	43	50	47	40	26	31	28	25	24	17	20	16	32	1,003	materials
temporary buildings, establishments	43	41	50	35	50	45	27	42	37	32	33	27	20	24	21	25	15	16	10	24	15	17	23	30	702	temporary buildings, establishments
general machine	149	136	122	151	141	123	100	74	71	76	85	73	45	67	46	39	30	44	36	24	35	38	36	19	1,760	general machine
conveying machine	52	28	37	32	26	24	26	22	23	18	21	21	27	20	19	24	14	8	13	16	9	7	11	15	513	conveying machine
human power machine, tools	115	101	92	86	83	70	65	54	45	35	30	47	45	27	20	19	14	16	17	18	15	8	14	14	1,050	human power machine, tools
mobile silviculture machine																	15	14	6	10	18	22	13	14	112	mobile silviculture machine
tools	50	40	48	41	48	47	36	35	27	22	16	26	21	21	27	13	12	11	13	19	12	16	3	10	614	tools
no causal agent	16	14	11	18	10	12	13	11	12	5	16	11	17	5	7	9	8	5	8	9	11	13	5	9	255	no causal agent
construction machine	7	7	6	12	11	7	9	11	11	11	9	9	13	10	9	10	11	12	3	5	12	2	7	5	209	construction machine
crane	13	10	7	5	10	11	18	9	8	7	13	8	9	6	4	9	5	7	3	3	2	2	4	4	177	crane

high/cold temperature environment			7		5		3	5	3	2		4	6	5	4	4	4	6	7	3	2	2	5	3	80	high/cold temperature environment
other temporary buildings, establishments			4		4		1	5	2	3	1		2	1		6		1		2	1	1	1	3	38	other temporary buildings, establishments
cars, bus, motorcycle			8		11		11	11	6	3	5	23	5	16	4	3	5	7	2	1	9	4	3	2	139	cars, bus, motorcycle
other powered conveying machines			10		4		6	10	9	9	5	10	11	12	6	15	4		1	1	2	2	1	2	120	other powered conveying machines
building, establishment			3		6		3	2	6	4	4	1		5	3	2	4	1	2	3		3	5	2	59	building, establishment
lumberyard equipment, logging cableway			3		5		6	3	6	2	5	2	5	3		2	1	4		2	1		1	2	53	lumberyard equipment, logging cableway
human power machine			1				1		3	1			1		1		1	1					1	2	13	human power machine
other tools			12		14		10	6	7	5	5	9	7	4	11	2	5	3	4	5	4	7	1	1	122	other tools
metal material			7		8		4	2	5	3	4	3	6	6	5		1	5	1	1	2		1	1	65	metal material
mobile crane			4		5		9	3	1	3	5	5	1	2	2	5	2	2	3		1	2	2	1	58	mobile crane
load			6		3		3	2		2		1	2	2	4	2	2	2	4	3	2	1	1	1	43	load
stairs, landing stage			3		2		1	2	3	3		2	1						2	1	1	2	1	1	25	stairs, landing stage
mobile logging machine																	3	5	1	2	4	5	2	1	23	mobile logging machine
skyline yarding machine																	5	1	1	2	6		3	1	19	skyline yarding machine

roof, beam, haze, crossbeam, principal rafter			2		2							1	2		2					1		1	1	12	roof, beam, haze, crossbeam, principal rafter
other mobile silviculture machine															1	3	1	1		1	1	1	9	other mobile silviculture machine	
other hazards, harmful substances					1						1	1							1		2	1	7	other hazards, harmful substances	
opening					1								1			1		1				1	5	opening	
crane							1	1										1					1	4	crane
stone, sand, substance			3		3		7	5	2		1	2	5	4	4	3		2		2	5	1		49	stone, sand, substance
circular sawing machine			14		6		3		5	3	1	3	2	3				3	2	2		1		48	circular sawing machine
other construction machines			1				5	5	3	7	5	4	5		4	2		1	1					43	other construction machines
leveling, transporting or loading machine			2		1		4	2	3	5	1	1	3		1	2	1	5		1	6		1	39	leveling, transporting or loading machine
other equipment, facilities			3		1		1	2		2		2	3	2	2	1	2		3	1	2			27	other equipment, facilities
unclassifiable			9		4		1		1		3	1	1		2	1								23	unclassifiable
other powered crane							3	2		2	3	1	3	1	2	2	1	1						21	other powered crane
other metal manufacturing machines			3		2			1	3	1	1	2										1		14	other metal manufacturing machines

forklift			4			1	1							1	1	2		1	1		12	forklift		
slinging tool				2		1	2						2	1		1	1		2			12	slinging tool	
other materials			1			1	2					1		2	1		2			1		11	other materials	
vehicle for high lift work				1									1	1	1	1			3		2		10	vehicle for high lift work
conveyor			1			1		1	1				1		1	1		1		1			9	conveyor
rough terrain hauler						1		1		2				1		2			2				9	rough terrain hauler
wood planer machine				1		2	2		1								1				1		8	wood planer machine
human power cranes						1		1		1				1	1	1		1					7	human power cranes
power transmission mechanism				1					1					1						1			6	power transmission mechanism
water				1		1			1					1			1				1		6	water
scaffolding			2				1						1	1									5	scaffolding
hollow chisel mortiser, wood borer			3			1																	4	hollow chisel mortiser, wood borer
demolition machine														1		2				1			4	demolition machine
loader			1					1	1								1						4	loader
human power hauling equipment										3	1												4	human power hauling equipment
inflammable substance				1						1				1						1			4	inflammable substance
harmful substance			2			1					1												4	harmful substance

50-59	269	224	242	267	272	258	205	192	227	198	228	210	192	154	135	109	110	100	94	74	88	97	74	74	4,093	50-59
30-39	126	121	142	134	186	146	150	131	141	163	195	172	149	121	130	112	104	116	88	83	92	72	79	57	3,010	30-39
20-29	100	123	147	134	139	117	96	68	97	88	116	116	89	75	69	52	52	46	40	45	43	52	46	53	2,003	20-29
19 years old or less	18	19	22	29	10	8	12	4	5	7	12	9	9	14	6	7	10	10	7	7	5	7	10	3	250	19 years old or less
total	1,217	1,214	1,274	1,210	1,233	1,106	916	785	884	859	997	968	884	718	635	565	565	512	457	444	432	451	408	409	19,143	total

Transition of workers' number of workplace of fatal and non-fatal accidents in 060209 other forestry in Japan (1999-2022)

Workers scale	1999	2000	2001	2002	2003	2004	2005	2006	2007	2008	2009	2010	2011	2012	2013	2014	2015	2016	2017	2018	2019	2020	2021	2022	total	Workers scale
9 workers or less	532	550	568	502	480	467	431	366	388	370	427	407	362	302	268	244	236	228	203	194	193	198	184	209	8,309	9 workers or less
10-29	314	309	351	338	345	271	228	219	275	271	298	261	260	214	202	168	174	171	150	161	140	157	133	123	5,533	10-29
30-49	180	171	181	171	220	175	145	130	124	112	132	147	123	93	89	96	91	66	72	62	65	65	57	47	2,814	30-49
50-99	124	140	133	148	157	149	94	51	81	87	119	130	118	90	65	48	57	41	29	24	24	24	28	28	1,989	50-99
100-299	67	43	41	51	31	44	18	19	16	19	21	23	21	19	11	9	6	6	3	3	10	7	6	2	496	100-299
300 workers or more		1															1								2	300 workers or more
total	1,217	1,214	1,274	1,210	1,233	1,106	916	785	884	859	997	968	884	718	635	565	565	512	457	444	432	451	408	409	19,143	total

Transition of occurred months of fatal and non-fatal accidents in 060209 other forestry in Japan (1999-2022)

Month	1999	2000	2001	2002	2003	2004	2005	2006	2007	2008	2009	2010	2011	2012	2013	2014	2015	2016	2017	2018	2019	2020	2021	2022	total	Month
September	92	106	95	102	146	96	94	78	78	96	92	71	72	56	51	60	34	30	47	42	34	36	29	42	1,679	September
April	86	80	99	83	75	68	70	54	70	64	71	71	55	62	41	39	48	38	27	29	41	39	23	41	1,374	April
October	119	120	141	120	130	105	79	66	93	86	104	99	89	65	65	54	53	45	41	43	42	43	53	36	1,891	October
May	109	93	88	73	92	73	61	61	62	52	66	82	57	61	64	43	51	40	36	32	30	41	35	35	1,437	May
January	78	81	60	85	74	66	69	62	71	69	72	71	76	51	34	58	44	30	39	27	46	38	38	35	1,374	January
March	110	105	86	88	85	85	71	60	62	72	86	79	74	72	65	41	56	48	34	44	37	38	28	34	1,560	March

December	91	99	95	114	80	110	54	53	77	61	75	62	51	49	50	44	40	35	30	35	35	29	31	34	1,434	December
August	110	113	119	112	133	96	103	70	81	70	82	89	92	59	48	38	48	45	32	33	26	27	33	32	1,691	August
February	95	86	98	86	88	101	70	60	62	77	85	89	70	65	33	33	42	54	47	50	34	38	26	32	1,521	February
November	95	100	142	105	100	101	87	78	83	76	85	86	82	54	63	51	56	56	41	39	32	49	46	31	1,738	November
June	109	110	124	115	88	88	71	76	65	63	93	85	86	61	58	49	44	46	38	35	36	35	35	29	1,639	June
July	123	121	127	127	142	117	87	67	80	73	86	84	80	63	63	55	49	45	45	35	39	38	31	28	1,805	July
total	1,217	1,214	1,274	1,210	1,233	1,106	916	785	884	859	997	968	884	718	635	565	565	512	457	444	432	451	408	409	19,143	total

Transition of prefectures of fatal and non-fatal accidents in 060209 other forestry in Japan (1999-2022)

Prefecture	1999	2000	2001	2002	2003	2004	2005	2006	2007	2008	2009	2010	2011	2012	2013	2014	2015	2016	2017	2018	2019	2020	2021	2022	total	Prefecture
Hokkaido	81	77	85		76		67	45	74	85	67	62	55	59	52	46	31	40	44	46	50	40	20	30	1,232	Hokkaido
Hiroshima	56	42	63		64		26	32	46	33	40	51	41	38	33	27	37	49	28	23	20	21	21	30	821	Hiroshima
Wakayama	20	10	25		68		53	33	48	32	26	17	16	17	22	11	12	13	9	4	19	9	24	22	510	Wakayama
Hyogo	35	49	35		28		29	14	34	41	43	35	29	35	30	17	25	16	25	11	18	22	23	19	613	Hyogo
Iwate	21	36	25		21		13	17	15	16	26	15	10	11	10	12	11	4	10	9	12	18	8	19	339	Iwate
Yamaguchi	45	46	48		59		59	29	34	41	50	31	51	30	20	19	23	20	16	21	18	10	11	16	697	Yamaguchi
Kochi	15	41	47		19		42	30	37	31	42	30	23	25	24	29	23	14	15	16	11	20	20	16	570	Kochi
Nagano	45	31	50		52		27	40	39	28	41	47	42	38	30	31	31	26	17	20	25	20	19	15	714	Nagano
Miyazaki	23	29	29		39		16	14	19	10	27	19	20	16	18	22	24	16	16	16	16	21	10	13	433	Miyazaki
Aichi	18	9	24		23		13	12	16	17	16	20	19	9	15	14	7	4	6	5	5	5	6	13	276	Aichi
Fukuoka	17	38	44		39		35	19	32	24	26	32	23	21	13	10	9	14	7	7	8	11	12	12	453	Fukuoka
Fukushima	13	29	14		24		14	8	16	11	10	7	8	9	10	10	9	16	4	12	10	11	11	12	268	Fukushima
Kagoshima	14	26	17		38		21	23	35	28	28	19	16	11	15	12	9	15	19	7	14	7	8	11	393	Kagoshima
Nagasaki	20	8	12		20		9	7	14	11	9	8	8	8	7	3	8	6	7	12	8	7	4	11	207	Nagasaki

Mie	83	69	64		50		43	30	26	25	48	29	28	24	15	16	12	15	10	10	5	18	13	10	643	Mie
Oita	21	28	23		29		5	14	5	12	11	12	12	9	14	1	7	7	3	8	8	3	13	10	255	Oita
Gifu	32	28	50		61		46	23	36	45	62	48	27	31	18	16	25	22	19	16	18	15	17	9	664	Gifu
Shimane	64	62	49		43		34	33	30	37	44	49	56	28	25	39	31	20	22	10	20	19	16	8	739	Shimane
Aomori	32	10	14		6		5	9	16	13	17	18	11	7	8	4	7	10	9	8	6	6	8	8	232	Aomori
Nara	48	58	39		42		31	35	19	23	18	11	5	10	9	11	10	5	5	13	4	8	3	7	414	Nara
Ishikawa	31	33	31		24		29	15	21	27	29	25	14	20	21	12	21	6	7	14	8	8	10	7	413	Ishikawa
Kyoto	23	22	46		22		19	19	27	22	28	19	19	17	19	17	13	12	11	11	6	8	7	7	394	Kyoto
Kagawa	18	17	13		28		17	15	22	9	11	12	27	12	6	12	17	13	7	11	11	9	3	7	297	Kagawa
Tokushima	17	22	29		24		10	20	16	14	7	13	14	13	7	9	8	6	8	6	1	3	6	7	260	Tokushima
Kanagawa	16	12	10		9		7	10	7	18	18	17	12	11	12	7	8	12	8	12	7	13	11	7	244	Kanagawa
Shizuoka	19	16	20		10		13	12	7	12	3	6	20	14	6	13	11	9	7	10	5	8	10	7	238	Shizuoka
Niigata	20	17	12		21		13	14	9	8	9	5	10	7	9	12	7	6	8	13	9	9	7	7	232	Niigata
Akita	29	20	17		17		11	6	14	9	7	16	7	11	7	12	8	4	5	1	3	3	6	6	219	Akita
Tochigi	5	7	13		10		4	4	11	7	7	8	9	4	10	9	3	2	3	5	2	6	3	6	138	Tochigi
Ehime	20	22	23		15		10	15	12	8	10	52	60	32	27	17	3	18	19	14	20	19	16	5	437	Ehime
Tokyo	21	27	26		11		17	18	14	10	10	22	15	18	12	2	13	8	4	7	6	1	1	5	268	Tokyo
Yamanashi	18	26	28		19		10	15	12	8	20	12	20	11	9	10	9	12	5	3	5	6	4	5	267	Yamanashi
Fukui	25	23	36		26		14	13	2	6	5	4	17		4	6	7	3	9	3	3	3	6	5	220	Fukui
Osaka	10	6	14		31		7	4	9	4	11	5	10	2	3	2	2	2	1	3	3	2	3	5	139	Osaka
Saitama	7	15	16		7		8	6	3	6	5	11	6	4	3	5	2	2	7	1	1			5	120	Saitama
Okayama	80	35	32		29		32	28	25	19	42	48	31	25	16	13	12	12	8	7	8	7	6	4	519	Okayama
Kumamoto	30	26	24		9		9	9	10	12	8	11	15	3	9	4	10	5	6	6	7	2	8	4	227	Kumamoto
Yamagata	7	6	7		9		10	11	9	11	8	6	9	7	10	8	5	6	2	6	5	4	3	4	153	Yamagata

Ibaraki	4	2	6		3		2	3	3	4	4	6	5	1	4	3	12	6	5	7	8	7	3	3	101	Ibaraki
Shiga	27	25	22		16		15	17	7	14	29	36	21	19	16	10	7	3	7	12	3	2	6	2	316	Shiga
Tottori	21	40	31		22		12	12	13	15	15	23	11	17	13	12	7	7	8	1	4	14	5	2	305	Tottori
Gunma	19	17	24		28		12	14	15	12	18	15	14	13	7	4	14	8	6	6	3	9	4	2	264	Gunma
Miyagi	8	20	10		11		12	11	11	12	15	7	5	7	13	8	10	12	11	6	7	7	4	2	209	Miyagi
Chiba	9	8	6		2		10	3	1	6	8	4	5	6	2	2	1	1	1	1	1	1	4	2	84	Chiba
Toyama	17	15	12		19		13	15	9	14	13	16	7	8	1	4	2	1	1	2	1	6		1	177	Toyama
Saga	6	7	5		6		5	7	3	5	2	1	1					2	2	1		2	5	1	61	Saga
Okinawa	7	2	4		4		7	2	1	4	4	8			1	2	2	2		1		1			52	Okinawa
total	1,217	1,214	1,274	1,210	1,233	1,106	916	785	884	859	997	968	884	718	635	565	565	512	457	444	432	451	408	409	19,143	total

Data Source : <https://anzeninfo.mhlw.go.jp/user/anzen/tok/anst00.html> MHLW, Jaan

Return to https://www.jisha.or.jp/english/statistics/202312_05.html