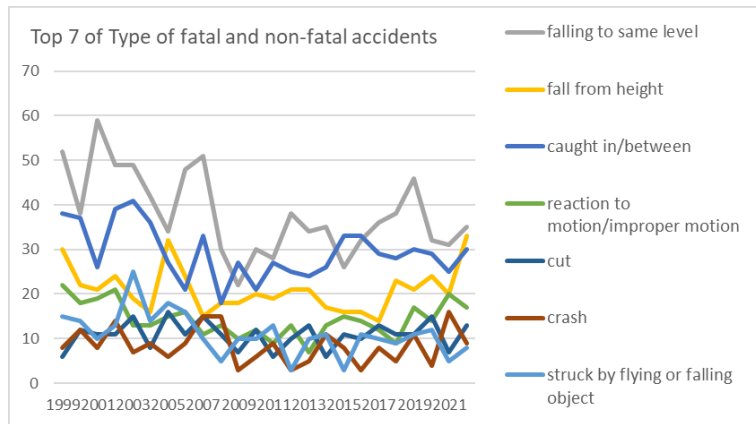
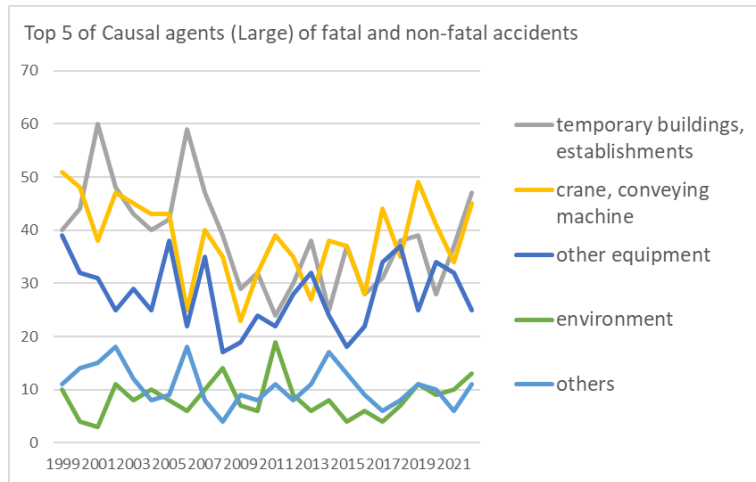


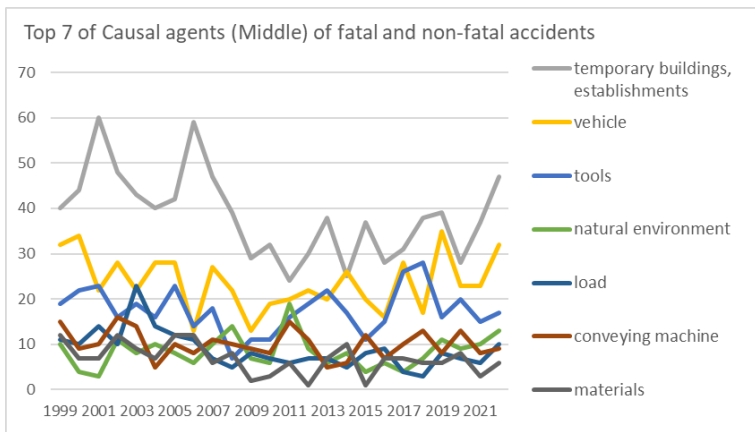
Transition of fatal and non-fatal accidents in 070209 other fishery in Japan (1999-2022)



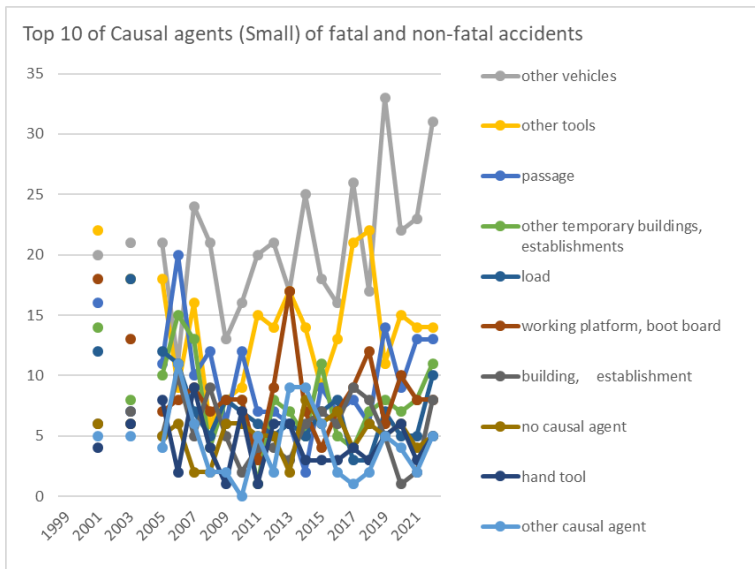
Transition of Top 7 of Type of fatal and non-fatal accidents in 070209 other fishery in Japan (1999-2022)



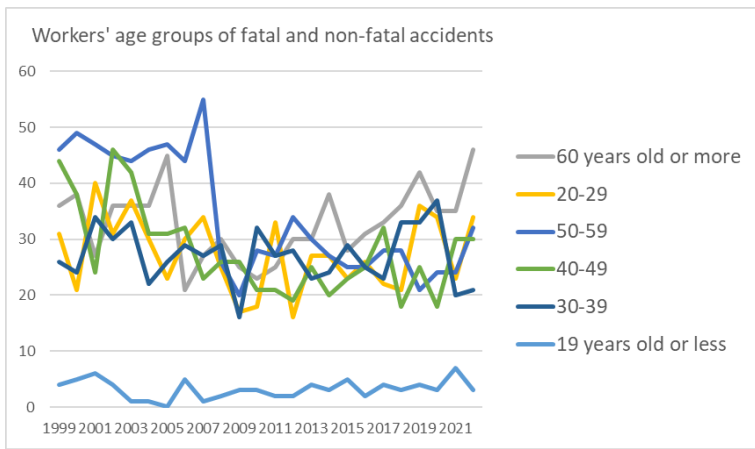
Transition of Top 5 of Causal agents (Large) of fatal and non-fatal accidents in 070209 other fishery in Japan (1999-2022)



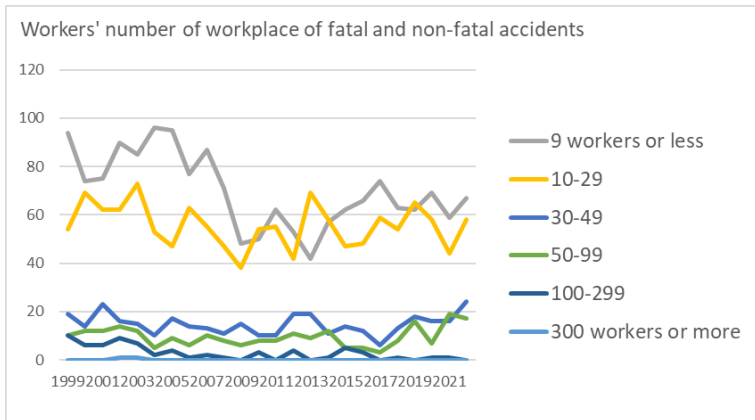
Transition of Top 7 of Causal agents (Middle) of fatal and non-fatal accidents in 070209 other fishery in Japan (1999-2022)



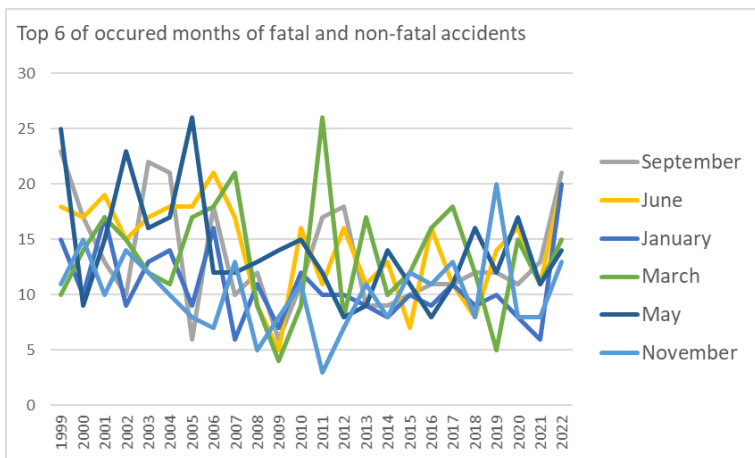
Transition of Top 10 of Causal agents (Small) of fatal and non-fatal accidents in 070209 other fishery in Japan (1999-2022)



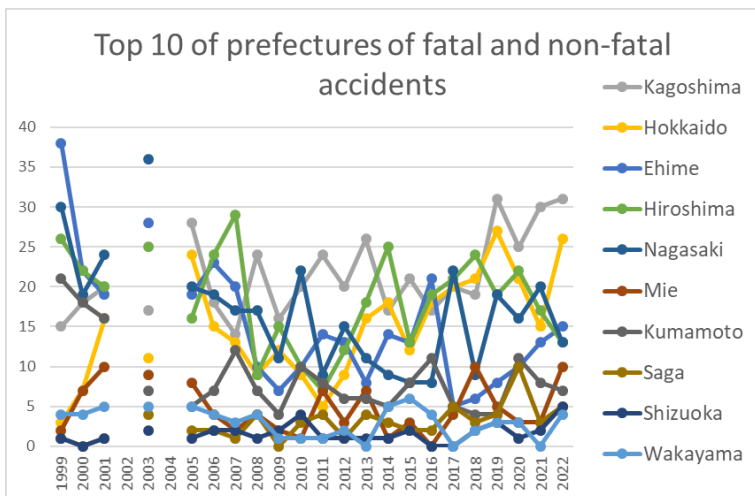
Transition of workers' age groups of fatal and non-fatal accidents in 070209 other fishery in Japan (1999-2022)



Transition of workers' number of workplace of fatal and non-fatal accidents in 070209 other fishery in Japan (1999-2022)



Transition of Top 6 of occurred months of fatal and non-fatal accidents in 070209 other fishery in Japan (1999-2022)



Transition of Top 10 of prefectures of fatal and non-fatal accidents in 070209 other fishery in Japan (1999-2022)

Transition of Type of fatal and non-fatal accidents in 070209 other fishery in Japan (1999-2022)

Type of accidents	1999	2000	2001	2002	2003	2004	2005	2006	2007	2008	2009	2010	2011	2012	2013	2014	2015	2016	2017	2018	2019	2020	2021	2022	total	Type of accidents
falling to same level	52	38	59	49	49	42	34	48	51	30	22	30	28	38	34	35	26	32	36	38	46	32	31	35	915	falling to same level
fall from height	30	22	21	24	19	16	32	24	15	18	18	20	19	21	21	17	16	16	14	23	21	24	20	33	504	fall from height

caught in/between	38	37	26	39	41	36	27	21	33	18	27	21	27	25	24	26	33	33	29	28	30	29	25	30	703	caught in/between
reaction to motion/improper motion	22	18	19	21	13	13	15	16	11	13	10	12	9	13	7	13	15	14	12	9	17	14	20	17	343	reaction to motion/improper motion
cut	6	12	11	11	15	8	16	11	15	11	7	12	6	10	13	6	11	10	13	11	11	15	7	13	261	cut
crash	8	12	8	14	7	9	6	9	15	15	3	6	9	3	5	11	8	3	8	5	11	4	16	9	204	crash
struck by flying or falling object	15	14	10	13	25	14	18	16	10	5	10	10	13	3	10	11	3	11	10	9	11	12	5	8	266	struck by flying or falling object
crashed by	5	11	11	5	9	8	9	6	9	7	4	3	6	7	9	6	8	10	9	6	4	11	6	7	176	crashed by
contact to high/low-temperature	1	2		2	1	3	2			4	2	3	1	3	1	1		1	1	2	2	1		4	37	contact to high/low-temperature
others	1	1	3	7	3	2	2	4	4	2	1		5		7	4	3	2	2	3	3	1	2	2	64	others
collapse	2	3	3	1	3	1	1	1		4		1	2	1	2	1	1	1		2	2	2		2	36	collapse
drown	2				1	6	1			3		3	8	2	2	5	2		4	1	1	1		1	43	drown
traffic accident (public road)	2		2	2	2	2	6	2	1		1	2		1	2	1	3		2		1		1	1	34	traffic accident (public road)
traffic accident (others)		4				3		1		7		1				1	2		2	1				1	23	traffic accident (others)
contact to harmful substance	2			1	2	1	1		1		1	1	1	1	1		1			1		2	4	1	22	contact to harmful substance
injury to the sole of the foot	1		1	2	1	1	2		2	1					1			1				3	2	1	19	injury to the sole of the foot

unclassifiable		1	4	1	1			2			1			1					1			1	14	unclassifiable		
explosion						1							1			1								3	explosion	
electric shock					1																			1	electric shock	
burst																									burst	
fire																									fire	
total	187	175	178	192	193	166	172	161	167	138	107	125	135	129	139	139	133	134	142	139	161	151	139	166	3,668	total

Transition of Causal agents (Large) of fatal and non-fatal accidents in 070209 other fishery in Japan (1999-2022)

Causal (L) agents	1999	2000	2001	2002	2003	2004	2005	2006	2007	2008	2009	2010	2011	2012	2013	2014	2015	2016	2017	2018	2019	2020	2021	2022	total	Causal (L) agents
temporary buildings, establishments	40	44	60	48	43	40	42	59	47	39	29	32	24	30	38	25	37	28	31	38	39	28	37	47	925	temporary buildings, establishments
crane, conveying machine	51	48	38	47	45	43	43	25	40	35	23	32	39	35	27	38	37	28	44	35	49	41	34	45	922	crane, conveying machine
other equipment	39	32	31	25	29	25	38	22	35	17	19	24	22	28	32	24	18	22	34	37	25	34	32	25	669	other equipment
environment	10	4	3	11	8	10	8	6	10	14	7	6	19	9	6	8	4	6	4	7	11	9	10	13	203	environment
others	11	14	15	18	12	8	9	18	8	4	9	8	11	8	11	17	13	9	6	8	11	10	6	11	255	others
load	11	10	14	10	23	14	12	11	7	5	8	7	6	7	7	5	8	9	4	3	8	7	6	10	212	load
machine	11	16	10	21	23	18	8	8	14	14	10	13	8	10	11	11	15	25	11	4	12	13	10	9	305	machine
substance, material	14	7	7	12	10	8	12	12	6	10	2	3	6	2	7	11	1	7	8	7	6	9	4	6	177	substance, material
total	187	175	178	192	193	166	172	161	167	138	107	125	135	129	139	139	133	134	142	139	161	151	139	166	3,668	total

crane			2		2		2		1	2		1							1	1	1		13	crane	
standing tree								1				2	1		1						1		6	standing tree	
chain saw							1				2										2		5	chain saw	
grinding machine, buffing machine											1				1	1	1				1		5	grinding machine, buffing machine	
roll machine (except printingroll machine)									1				1	1	1							1	5	roll machine (except printingroll machine)	
engine									1			1				1						1	4	engine	
elevator, lift					1											1	1					1	4	elevator, lift	
human power machine							1					1				1						1	4	human power machine	
other hazards, harmful substances					1										1			1				1	4	other hazards, harmful substances	
human power hauling equipment												1									1		1	3	human power hauling equipment
flammable substance										2			1											3	flammable substance
stone, sand, substance							1		1												1			3	stone, sand, substance
lathe															1	1								2	lathe
centrifugal machine						2																		2	centrifugal machine
human power cranes																	1	1						2	human power cranes
excavating machine																	1							1	excavating machine

lumberyard equipment, logging cableway															1									1	lumberyard equipment, logging cableway	
boiler														1											1	boiler
other pressure vessels									1																1	other pressure vessels
arc welding equipment												1													1	arc welding equipment
transmission																									1	transmission
other electrical equipment														1											1	other electrical equipment
timbering																1									1	timbering
explosive substance																									1	explosive substance
harmful substance																									1	harmful substance
band sawing machine																										band sawing machine
hollow chisel mortiser, wood borer																										hollow chisel mortiser, wood borer
chamfering machine, router, woodworking milling machine																										chamfering machine, router, woodworking milling machine
other woodworking machines																										other woodworking machines

total	187	175	178	192	193	166	172	161	167	138	107	125	135	129	139	139	133	134	142	139	161	151	139	166	3,668	total
-------	-----	-----	-----	-----	-----	-----	-----	-----	-----	-----	-----	-----	-----	-----	-----	-----	-----	-----	-----	-----	-----	-----	-----	-----	-------	-------

Transition of workers' age groups of fatal and non-fatal accidents in 070209 other fishery in Japan (1999-2022)

Age	1999	2000	2001	2002	2003	2004	2005	2006	2007	2008	2009	2010	2011	2012	2013	2014	2015	2016	2017	2018	2019	2020	2021	2022	total	Age
60 years old or more	36	38	27	36	36	36	45	21	27	30	25	23	25	30	30	38	28	31	33	36	42	35	35	46	789	60 years old or more
20-29	31	21	40	31	37	30	23	30	34	25	17	18	33	16	27	27	23	26	22	21	36	34	23	34	659	20-29
50-59	46	49	47	45	44	46	47	44	55	26	20	28	27	34	30	27	25	25	28	28	21	24	24	32	822	50-59
40-49	44	38	24	46	42	31	31	32	23	26	26	21	21	19	25	20	23	25	32	18	25	18	30	30	670	40-49
30-39	26	24	34	30	33	22	26	29	27	29	16	32	27	28	23	24	29	25	23	33	33	37	20	21	651	30-39
19 years old or less	4	5	6	4	1	1		5	1	2	3	3	2	2	4	3	5	2	4	3	4	3	7	3	77	19 years old or less
total	187	175	178	192	193	166	172	161	167	138	107	125	135	129	139	139	133	134	142	139	161	151	139	166	3,668	total

Transition of workers' number of workplace of fatal and non-fatal accidents in 070209 other fishery in Japan (1999-2022)

Workers scale	1999	2000	2001	2002	2003	2004	2005	2006	2007	2008	2009	2010	2011	2012	2013	2014	2015	2016	2017	2018	2019	2020	2021	2022	total	Workers scale
9 workers or less	94	74	75	90	85	96	95	77	87	71	48	50	62	53	42	57	62	66	74	63	62	69	59	67	1,678	9 workers or less
10-29	54	69	62	62	73	53	47	63	55	47	38	54	55	42	69	58	47	48	59	54	65	58	44	58	1,334	10-29
30-49	19	14	23	16	15	10	17	14	13	11	15	10	10	19	19	11	14	12	6	13	18	16	16	24	355	30-49
50-99	10	12	12	14	12	5	9	6	10	8	6	8	8	11	9	12	5	5	3	8	16	7	19	17	232	50-99
100-299	10	6	6	9	7	2	4	1	2	1		3		4		1	5	3		1		1	1		67	100-299
300 workers or more				1	1																				2	300 workers or more
total	187	175	178	192	193	166	172	161	167	138	107	125	135	129	139	139	133	134	142	139	161	151	139	166	3,668	total

Transition of occurred months of fatal and non-fatal accidents in 070209 other fishery in Japan (1999-2022)

Month	1999	2000	2001	2002	2003	2004	2005	2006	2007	2008	2009	2010	2011	2012	2013	2014	2015	2016	2017	2018	2019	2020	2021	2022	total	Month
September	23	17	13	10	22	21	6	18	10	12	6	11	17	18	9	9	10	11	11	12	12	11	13	21	323	September
June	18	17	19	15	17	18	18	21	17	9	5	16	11	16	11	13	7	16	11	8	14	16	11	20	344	June
January	15	10	17	9	13	14	9	16	6	11	7	12	10	10	9	8	10	9	11	9	10	8	6	20	259	January
March	10	14	17	15	12	11	17	18	21	9	4	9	26	8	17	10	12	16	18	12	5	15	11	15	322	March
May	25	9	15	23	16	17	26	12	12	13	14	15	12	8	9	14	11	8	11	16	12	17	11	14	340	May
November	11	15	10	14	12	10	8	7	13	5	8	11	3	7	11	8	12	11	13	8	20	8	8	13	246	November
August	20	14	20	20	22	8	14	14	11	9	15	12	10	10	14	14	17	7	13	19	14	12	20	12	341	August
April	8	16	21	15	11	17	14	14	19	19	8	14	5	13	18	15	14	12	10	11	18	10	16	12	330	April
February	14	15	5	10	14	13	14	3	7	15	5	3	5	10	9	12	9	9	5	15	14	4	12	12	234	February
July	15	19	16	22	18	14	18	17	24	12	15	7	17	11	7	16	16	15	14	10	15	12	12	11	353	July
October	20	18	17	23	17	12	15	14	15	16	11	5	12	10	14	13	3	11	16	12	14	24	7	10	329	October
December	8	11	8	16	19	11	13	7	12	8	9	10	7	8	11	7	12	9	9	7	13	14	12	6	247	December
total	187	175	178	192	193	166	172	161	167	138	107	125	135	129	139	139	133	134	142	139	161	151	139	166	3,668	total

Transition of prefectures of fatal and non-fatal accidents in 070209 other fishery in Japan (1999-2022)

Prefecture	1999	2000	2001	2002	2003	2004	2005	2006	2007	2008	2009	2010	2011	2012	2013	2014	2015	2016	2017	2018	2019	2020	2021	2022	total	Prefecture
Kagoshima	15	18	20		17		28	18	14	24	16	20	24	20	26	17	21	17	20	19	31	25	30	31	471	Kagoshima
Hokkaido	3	7	16		11		24	15	13	9	12	9	5	9	16	18	12	18	20	21	27	21	15	26	327	Hokkaido
Ehime	38	22	19		28		19	23	20	10	7	10	14	13	8	14	13	21	5	6	8	10	13	15	336	Ehime
Hiroshima	26	22	20		25		16	24	29	9	15	10	7	12	18	25	13	19	21	24	19	22	17	13	406	Hiroshima
Nagasaki	30	19	24		36		20	19	17	17	11	22	9	15	11	9	8	8	22	9	19	16	20	13	374	Nagasaki
Mie	2	7	10		9		8	4	2	4	2	1	7	3	7	1	3		4	10	5	3	3	10	105	Mie

Kumamoto	21	18	16		7		5	7	12	7	4	10	8	6	6	5	8	11	5	4	4	11	8	7	190	Kumamoto
Saga	1		1		4		2	2	1	4		3	4	1	4	3	2	2	5	3	4	10	3	5	64	Saga
Shizuoka	1		1		2		1	2	2	1	2	4	1	1	1	1	2			2	3	1	2	5	35	Shizuoka
Wakayama	4	4	5		5		5	4	3	4	1	1	1	2		5	6	4		2	3	3		4	66	Wakayama
Hyogo		1	1		4		2		2			1		3	1	2	2	1		3		2		4	29	Hyogo
Kochi	7	17	10		9		6	11	19	6	3	8	9	6	10	8	4	2	6	7	4	2	4	3	161	Kochi
Oita	5	4	11		12		11	3	5	3	3	8	8	6	4	4	9	7	6	8	5	3	3	3	131	Oita
Miyazaki	9	6	5		3		4	5	10	7	6	5	6	8	5	1	12	3	3	4	8	3	5	3	121	Miyazaki
Kagawa	2	4	2		1		2	3	5	4	3	1	3	2	3	3	2	3	3	3	2	4		2	57	Kagawa
Miyagi					2		1	1	1	1	3	1	6		2	3	2	3	3	3	4	3	1	2	42	Miyagi
Okinawa		2			2		3	2	2	2	1		1	4	1	1	2	3	2	1	1	2	1	2	35	Okinawa
Chiba	2	1	1		2		2	4	2	3	2	1			1						1	1	2	2	27	Chiba
Shiga	2	1	2				1	1					2	1		1		1		1	1		2	2	18	Shiga
Shimane	2				1			2	1		1				1	1							1	2	12	Shimane
Niigata	1				1					2	2							1		1	1			2	11	Niigata
Iwate		1	3		4					2	4	2	4			2	1	1	2		1	1	2	1	31	Iwate
Aichi		1	2								1		1	2	4	4	1	3	1	1	2	1	2	1	27	Aichi
Aomori		1							2	7		1	1	1	1		1	1			1	1	1	1	20	Aomori
Fukushima	1	2	1		2					2			4								1	1		1	15	Fukushima
Nagano	1	2						1		2	1			2		1			1		1	1		1	14	Nagano
Toyama	1						1						2	1		1			1	1				1	9	Toyama
Ibaraki		1	1											2	1				1		1			1	8	Ibaraki
Kyoto		2	1					1				1	2											1	8	Kyoto

Saitama		2												1		1							1	5	Saitama	
Tokyo																			1			1	1	3	Tokyo	
Yamaguchi	1	1						1		1	1	2	2	3	1	1	1	1	3	3			1		23	Yamaguchi
Okayama		2	1		1		2		3	3				1	1	2					1	1	2		20	Okayama
Osaka	1	3			2									1	1		4			1	1	1	1		17	Osaka
Tokushima		1	4				2	2		2				1	2		2			1					17	Tokushima
Gifu	1						1	2	1		2	2	1		1		1			1	1				14	Gifu
Kanagawa	1	1	1		1		1			1	1							1	1	1					10	Kanagawa
Nara	2						3		1	1	1								1						9	Nara
Fukuoka	1	1					1	1							1	1			2						8	Fukuoka
Tochigi	1				1		1	1								1							1		6	Tochigi
Yamanashi					1			1						1		1		1							6	Yamanashi
Akita	1												1			1	1		1						5	Akita
Tottori	2	1																1		1					5	Tottori
Ishikawa	1											1		1									1		4	Ishikawa
Fukui								1						1	1					1					4	Fukui
Yamagata																			1			1			2	Yamagata
Gunma	1												1												2	Gunma
total	187	175	178	192	193	166	172	161	167	138	107	125	135	129	139	139	133	134	142	139	161	151	139	166	3,668	total

Data Source : <https://anzeninfo.mhlw.go.jp/user/anzen/tok/anst00.html> MHLW, Jaan

Return to https://www.jisha.or.jp/english/statistics/202312_05.html