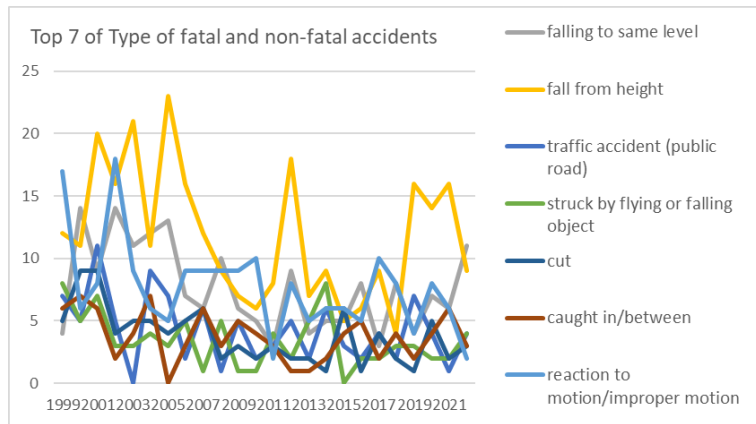
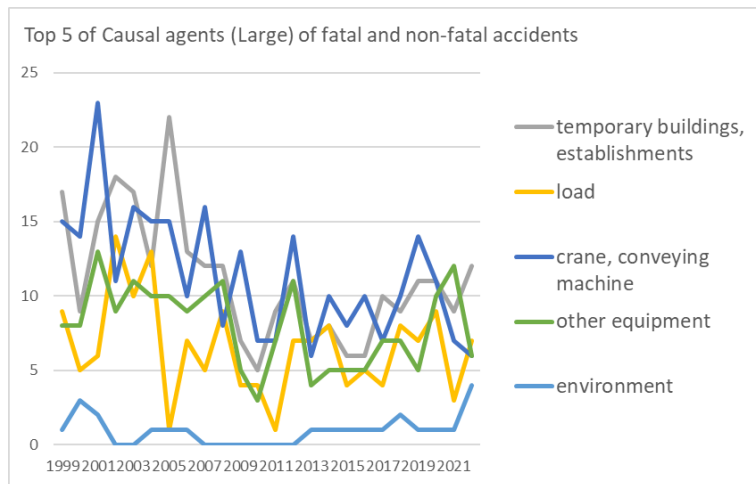


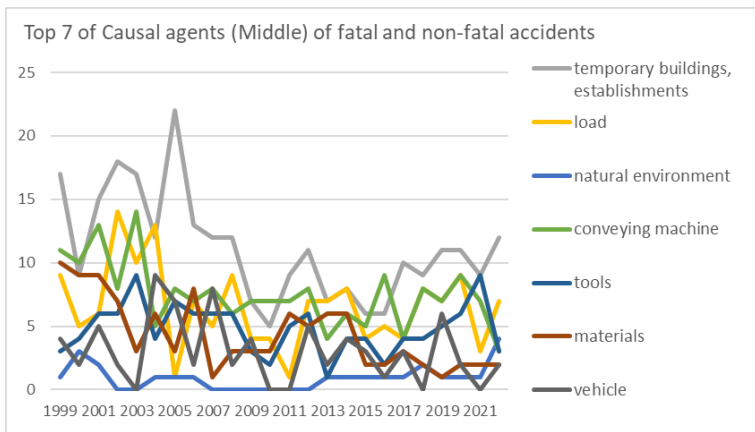
Transition of fatal and non-fatal accidents in 080102 furniture/fittings wholesale in Japan (1999-2022)



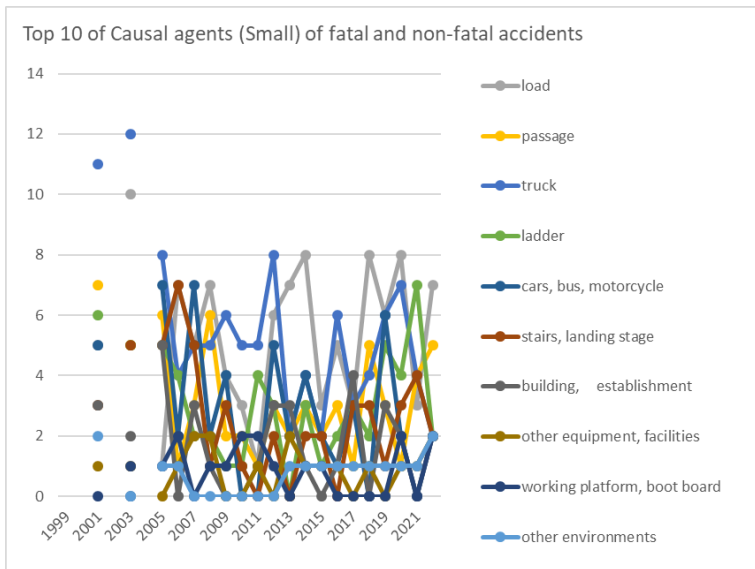
Transition of Top 7 of Type of fatal and non-fatal accidents in 080102 furniture/fittings wholesale in Japan (1999-2022)



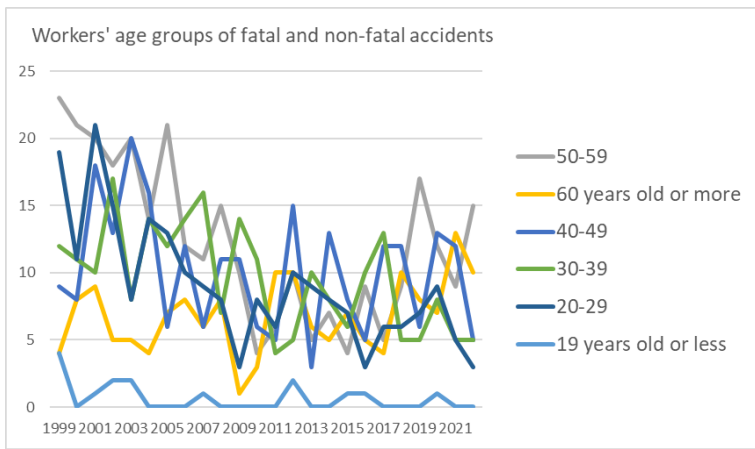
Transition of Top 5 of Causal agents (Large) of fatal and non-fatal accidents in 080102 furniture/fittings wholesale in Japan (1999-2022)



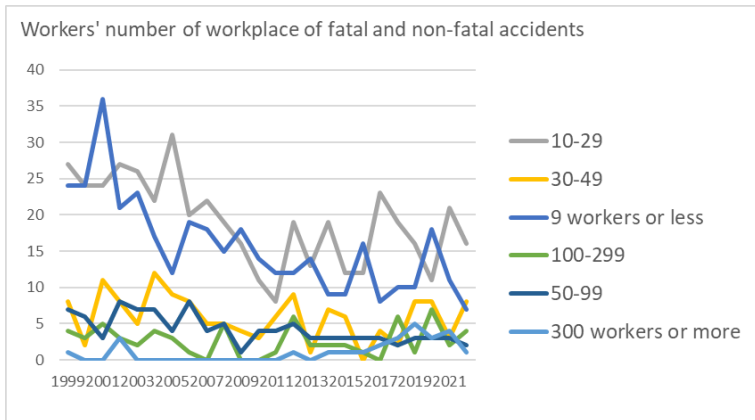
Transition of Top 7 of Causal agents (Middle) of fatal and non-fatal accidents in 080102 furniture/fittings wholesale in Japan (1999-2022)



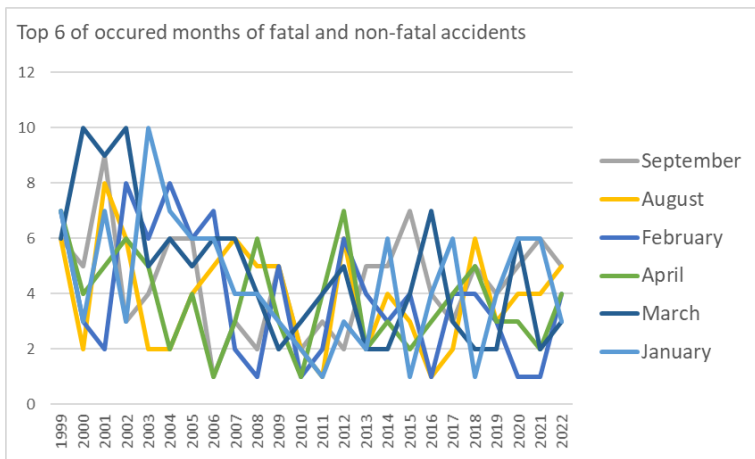
Transition of Top 10 of Causal agents (Small) of fatal and non-fatal accidents in 080102 furniture/fittings wholesale in Japan (1999-2022)



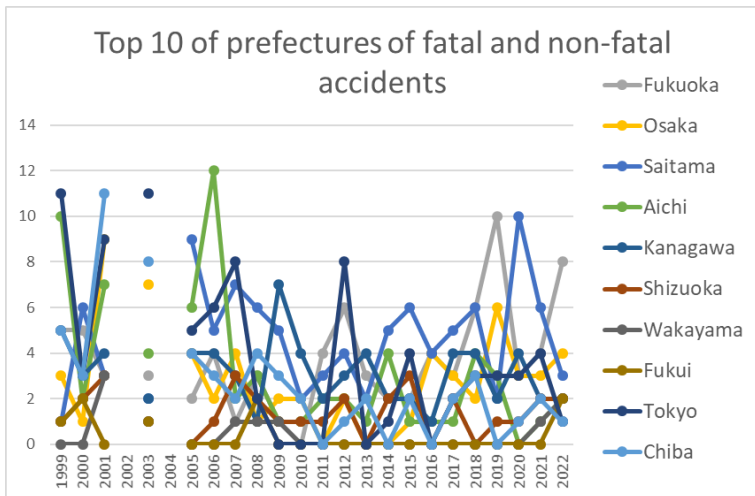
Transition of workers' age groups of fatal and non-fatal accidents in 080102 furniture/fittings wholesale in Japan (1999-2022)



Transition of workers' number of workplace of fatal and non-fatal accidents in 080102 furniture/fittings wholesale in Japan (1999-2022)



Transition of Top 6 of occurred months of fatal and non-fatal accidents in 080102 furniture/fittings wholesale in Japan (1999-2022)



Transition of Top 10 of prefectures of fatal and non-fatal accidents in 080102 furniture/fittings wholesale in Japan (1999-2022)

Transition of Type of fatal and non-fatal accidents in 080102 furniture/fittings wholesale in Japan (1999-2022)

Type of accidents	1999	2000	2001	2002	2003	2004	2005	2006	2007	2008	2009	2010	2011	2012	2013	2014	2015	2016	2017	2018	2019	2020	2021	2022	total	Type of accidents
falling to same level	4	14	9	14	11	12	13	7	6	10	6	5	3	9	4	5	5	8	3	8	4	7	6	11	184	falling to same level
fall from height	12	11	20	16	21	11	23	16	12	9	7	6	8	18	7	9	5	6	9	4	16	14	16	9	285	fall from height

metal material			3		1		2	4		3	1	1	1	1	2		1			1		1	1	23	metal material	
hand tool			4		1		2	1	2	1		1		1				1			1		1	16	hand tool	
elevator, lift			3		2			1			1									1	1			1	10	elevator, lift
roof, beam, haze, crossbeam, principal rafter			1				1		1	1				1			1			1	1	1		10	roof, beam, haze, crossbeam, principal rafter	
other metal manufacturing machines							1		1		1					2							1	6	other metal manufacturing machines	
high/cold temperature environment																				1			1	2	high/cold temperature environment	
natural ground, rock																							1	1	natural ground, rock	
no causal agent			1		1		4	3	1	5	4	6		1		2	1	3	3	2	3	1	1		42	no causal agent
human power hauling equipment			2					1		1	2		1	4	1			2	2	2		1	2		21	human power hauling equipment
other temporary buildings, establishments			1		3		2	2		1	1		2		1	1		2	1	1	2	1		21	other temporary buildings, establishments	
circular sawing machine					1			1	1	1	1			1		4		2	2		3	1		18	circular sawing machine	
lumber, bamboo			2				1	2	1			1	1	1	1	2	1	1	2		1	1		18	lumber, bamboo	
other general power machines			3		1			1	1			1	1					1					1	10	other general power machines	

power transmission mechanism			1																				1	power transmission mechanism
band sawing machine							1																1	band sawing machine
leveling, transporting or loading machine								1															1	leveling, transporting or loading machine
roll machine (except printingroll machine)																						1	1	roll machine (except printingroll machine)
food manufacturing machine									1														1	food manufacturing machine
other powered crane			1																				1	other powered crane
loader				1																			1	loader
boiler						1																	1	boiler
industrial dryer																					1		1	industrial dryer
transmission									1														1	transmission
flammable gas							1																1	flammable gas
other hazards, harmful substances												1											1	other hazards, harmful substances
engine																								engine
hollow chisel mortiser, wood borer																								hollow chisel mortiser, wood borer

total	71	59	79	70	63	62	59	56	49	49	39	32	31	52	33	41	33	33	40	42	43	50	44	38	1,168	total
-------	----	----	----	----	----	----	----	----	----	----	----	----	----	----	----	----	----	----	----	----	----	----	----	----	-------	-------

Transition of workers' age groups of fatal and non-fatal accidents in 080102 furniture/fittings wholesale in Japan (1999-2022)

Age	1999	2000	2001	2002	2003	2004	2005	2006	2007	2008	2009	2010	2011	2012	2013	2014	2015	2016	2017	2018	2019	2020	2021	2022	total	Age
50-59	23	21	20	18	20	14	21	12	11	15	10	4	6	10	5	7	4	9	5	9	17	12	9	15	297	50-59
60 years old or more	4	8	9	5	5	4	7	8	6	8	1	3	10	10	6	5	7	5	4	10	8	7	13	10	163	60 years old or more
40-49	9	8	18	13	20	16	6	12	6	11	11	6	5	15	3	13	8	5	12	12	6	13	12	5	245	40-49
30-39	12	11	10	17	8	14	12	14	16	7	14	11	4	5	10	8	6	10	13	5	5	8	5	5	230	30-39
20-29	19	11	21	15	8	14	13	10	9	8	3	8	6	10	9	8	7	3	6	6	7	9	5	3	218	20-29
19 years old or less	4		1	2	2				1					2			1	1				1			15	19 years old or less
total	71	59	79	70	63	62	59	56	49	49	39	32	31	52	33	41	33	33	40	42	43	50	44	38	1,168	total

Transition of workers' number of workplace of fatal and non-fatal accidents in 080102 furniture/fittings wholesale in Japan (1999-2022)

Workers scale	1999	2000	2001	2002	2003	2004	2005	2006	2007	2008	2009	2010	2011	2012	2013	2014	2015	2016	2017	2018	2019	2020	2021	2022	total	Workers scale
10-29	27	24	24	27	26	22	31	20	22	19	16	11	8	19	13	19	12	12	23	19	16	11	21	16	458	10-29
30-49	8	2	11	8	5	12	9	8	5	5	4	3	6	9	1	7	6		4	2	8	8	3	8	142	30-49
9 workers or less	24	24	36	21	23	17	12	19	18	15	18	14	12	12	14	9	9	16	8	10	10	18	11	7	377	9 workers or less
100-299	4	3	5	3	2	4	3	1		5			1	6	2	2	2	1		6	1	7	2	4	64	100-299
50-99	7	6	3	8	7	7	4	8	4	5	1	4	4	5	3	3	3	3	3	2	3	3	3	2	101	50-99
300 workers or more	1			3										1		1	1	1	2	3	5	3	4	1	26	300 workers or more
total	71	59	79	70	63	62	59	56	49	49	39	32	31	52	33	41	33	33	40	42	43	50	44	38	1,168	total

Transition of occurred months of fatal and non-fatal accidents in 080102 furniture/fittings wholesale in Japan (1999-2022)

Month	1999	2000	2001	2002	2003	2004	2005	2006	2007	2008	2009	2010	2011	2012	2013	2014	2015	2016	2017	2018	2019	2020	2021	2022	total	Month
September	6	5	9	3	4	6	6	1	3	2	5	2	3	2	5	5	7	4	3	5	4	5	6	5	106	September
August	6	2	8	6	2	2	4	5	6	5	5	2	1	6	2	4	3	1	2	6	3	4	4	5	94	August
February	7	3	2	8	6	8	6	7	2	1	5	1	2	6	4	3	4	1	4	4	3	1	1	4	93	February
April	7	4	5	6	5	2	4	1	3	6	3	1	4	7	2	3	2	3	4	5	3	3	2	4	89	April
March	6	10	9	10	5	6	5	6	6	4	2	3	4	5	2	2	4	7	3	2	2	6	2	3	114	March
January	7	3	7	3	10	7	6	6	4	4	3	2	1	3	2	6	1	4	6	1	4	6	6	3	105	January
October	6	5	5	8	3	5	6	4	3	6	1	6	4	4	3		2	1	2	5	3	2	6	3	93	October
November	1	6	6	7	2	11	3	4	3	3		2	2	5	1	3	1	1	5	2	3	5	5	3	84	November
May	11	7	7	6	8	6	4	7	4	5	4		3	3	3	2	1	1	4	1	8	3	2	2	102	May
June	4	4	7	4	3	2	3	7	5	6	7	8	4	1	2	6	2	1	3	8	2	6	4	2	101	June
December	1	6	6	4	11	4	7	5	5	3	1	1	3	4	3	6	4	4	3	1	4	6	3	2	97	December
July	9	4	8	5	4	3	5	3	5	4	3	4		6	4	1	2	5	1	2	4	3	3	2	90	July
total	71	59	79	70	63	62	59	56	49	49	39	32	31	52	33	41	33	33	40	42	43	50	44	38	1,168	total

Transition of prefectures of fatal and non-fatal accidents in 080102 furniture/fittings wholesale in Japan (1999-2022)

Prefecture	1999	2000	2001	2002	2003	2004	2005	2006	2007	2008	2009	2010	2011	2012	2013	2014	2015	2016	2017	2018	2019	2020	2021	2022	total	Prefecture
Fukuoka	5	5	3		3		2	4	1	3	1		4	6	3	2	2	4	3	6	10	3	4	8	82	Fukuoka
Osaka	3	1	9		7		4	2	4	1	2	2		2			1	4	3	2	6	3	3	4	63	Osaka
Saitama	1	6	3		2		9	5	7	6	5	2	3	4	2	5	6	4	5	6	2	10	6	3	102	Saitama
Aichi	10	2	7		4		6	12	2	3	1	1	2	2	1	4	1	1	1	4	3		1	2	70	Aichi
Kanagawa	5	3	4		2		4	4	3	1	7	4	2	3	4	2	2	1	4	4	2	4	2	2	69	Kanagawa
Shizuoka	1	2	3		1			1	3	2	1	1	1	2		2	3		2		1	1	2	2	31	Shizuoka

Wakayama			3		1				1	1	1											1	2	10	Wakayama	
Fukui	1	2			1					2													2	8	Fukui	
Tokyo	11	3	9		11		5	6	8	2			8		1	4		2	3	3	3	4	1	84	Tokyo	
Chiba	5	3	11		8		4	3	2	4	3	2		1	2		2		2	3		1	2	1	59	Chiba
Gifu	1		1		1		3	2		2		2	1	1	2	1	3	1	1	4		3	1	1	31	Gifu
Kyoto	2	1	1		2		1	1	2	1	1		3		2			3	1	1	1	2		1	26	Kyoto
Saga	1				1		1	1		1			3	1	2	3		1	1	1			2	1	20	Saga
Miyagi	1	3					2	1				1		1	1	1				1	2	3		1	18	Miyagi
Nagano	1		1		2		2		1		1		2			1			1	2	2		1	1	18	Nagano
Mie		1			1				1		2	1		1		1	1	1	3				1	1	15	Mie
Kagawa	2	2	1				1							1	2		1	1	1	1	1	1		1	15	Kagawa
Miyazaki		1			3					1			1	1		1			1			1	1	1	12	Miyazaki
Kochi			2									1			1			1			2	1		1	9	Kochi
Toyama							1	2				1			1									1	6	Toyama
Nagasaki		1						1												1				1	4	Nagasaki
Hyogo	1	3	2		5		1			2	1	2	1	2		2	1	1	1	2		1	1		29	Hyogo
Gunma		3	3		1		1	1	1	2	2	2			2		1		1			2	1		23	Gunma
Ishikawa	1	3			1		1	1	1	1		1		1	1	2		2	2			1			19	Ishikawa
Okayama	2	1			1			1	3	2	1	1				3	1	1			1	1			19	Okayama
Hokkaido	1	1					1	1	2	2			1	1		2	1	1				3			17	Hokkaido
Ibaraki	5		4		1		1	1	1					1	2										16	Ibaraki
Hiroshima	1						1			2	2	1	1	1	1	1		3				1	1		16	Hiroshima
Tochigi	1	3	1				1					1		1			2		1		2	1			14	Tochigi

Niigata	1	2	1		1			1	1				1		1			1	1	1		2		14	Niigata	
Tottori	2	1									1	1	2			1	1			2	2			13	Tottori	
Yamaguchi	2						2			1			3		2							2		12	Yamaguchi	
Yamagata	1		2		2			2	1	1			1									1		11	Yamagata	
Fukushima			5						1				1	1				2				1		11	Fukushima	
Ehime		1					1	1		1	1	1	2	1			1							10	Ehime	
Tokushima	1							1	1		2		1	1		1		1						9	Tokushima	
Shimane	1		1						1	1		1	2							1				8	Shimane	
Kumamoto							1	1		1	1	2				1								7	Kumamoto	
Iwate		1	2				1		1					1										6	Iwate	
Shiga		2			1					1												2		6	Shiga	
Oita	1										1			1	2	1								6	Oita	
Yamanashi										1										1		2		4	Yamanashi	
Aomori		1								1				1										3	Aomori	
Akita											2						1							3	Akita	
Nara							2					1												3	Nara	
Okinawa											1											2		3	Okinawa	
Kagoshima		1												1										2	Kagoshima	
total	71	59	79	70	63	62	59	56	49	49	39	32	31	52	33	41	33	33	40	42	43	50	44	38	1,168	total

Data Source : <https://anzeninfo.mhlw.go.jp/user/anzen/tok/anst00.html> MHLW, Jaan

Return to https://www.jisha.or.jp/english/statistics/202312_05.html