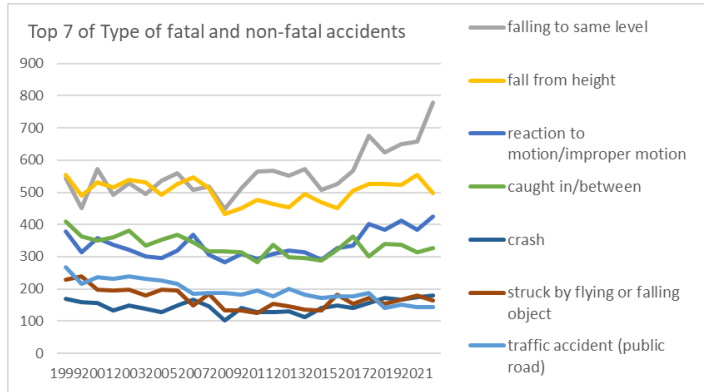
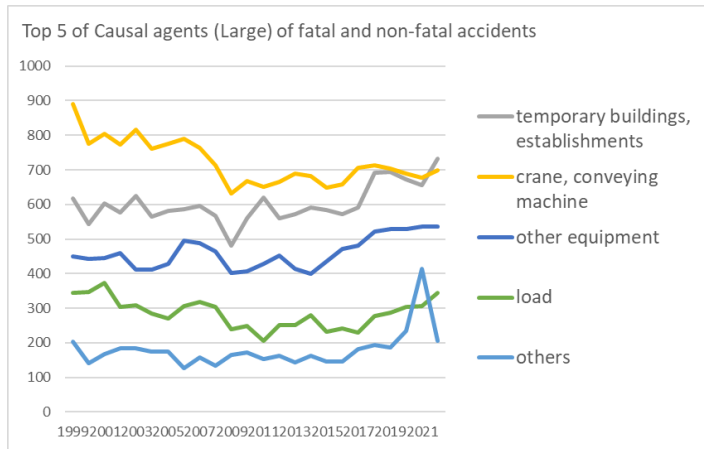


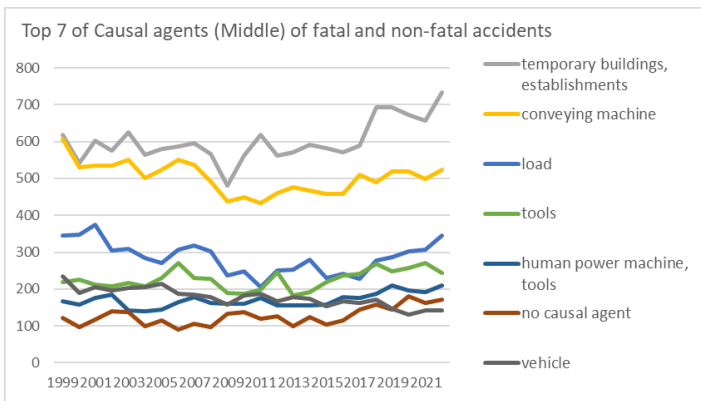
Transition of fatal and non-fatal accidents in 0801 wholesale in Japan (1999-2022)



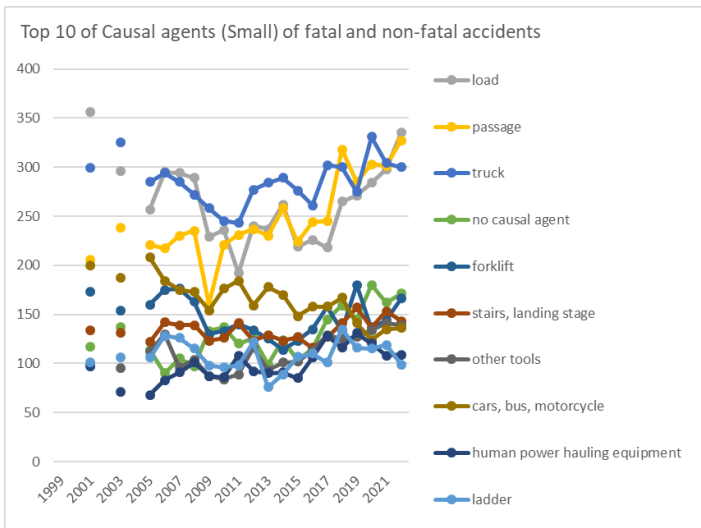
Transition of Top 7 of Type of fatal and non-fatal accidents in 0801 wholesale in Japan (1999-2022)



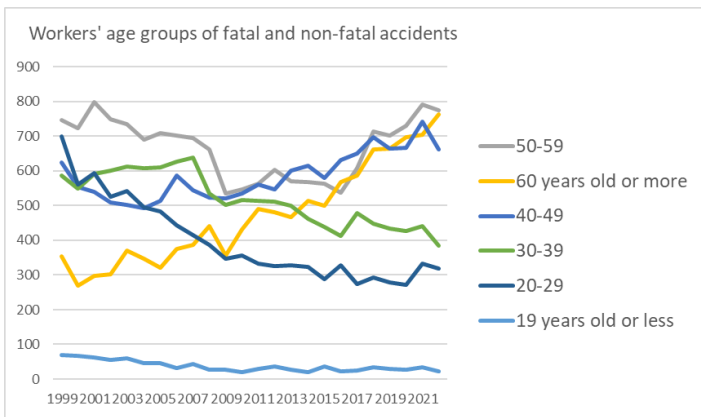
Transition of Top 5 of Causal agents (Large) of fatal and non-fatal accidents in 0801 wholesale in Japan (1999-2022)



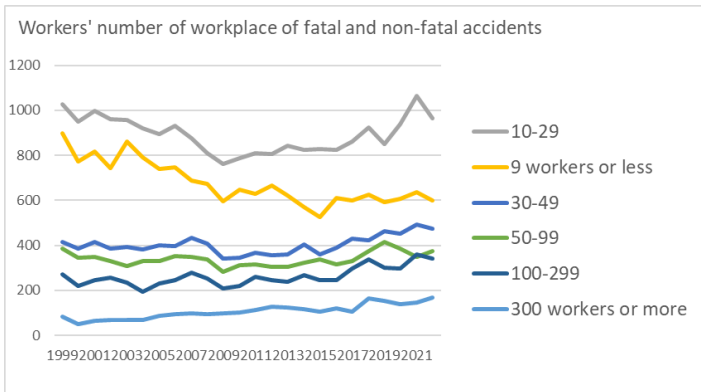
Transition of Top 7 of Causal agents (Middle) of fatal and non-fatal accidents in 0801 wholesale in Japan (1999-2022)



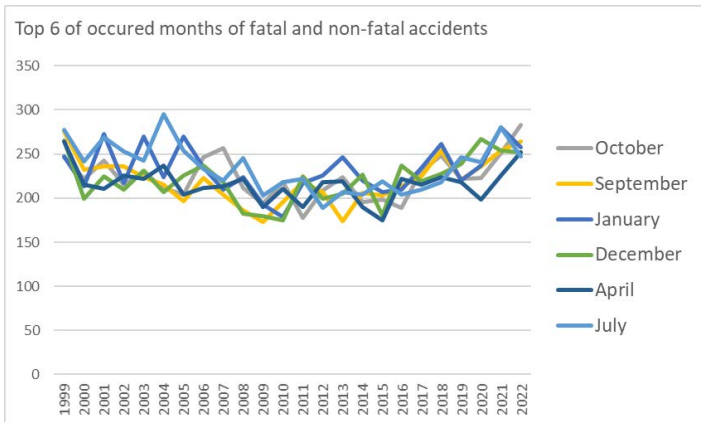
Transition of Top 10 of Causal agents (Small) of fatal and non-fatal accidents in 0801 wholesale in Japan (1999-2022)



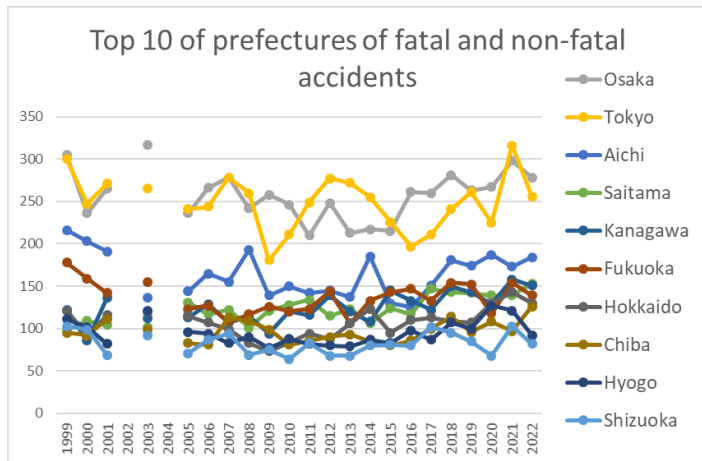
Transition of workers' age groups of fatal and non-fatal accidents in 0801 wholesale in Japan (1999-2022)



Transition of workers' number of workplace of fatal and non-fatal accidents in 0801 wholesale in Japan (1999-2022)



Transition of Top 6 of occurred months of fatal and non-fatal accidents in 0801 wholesale in Japan (1999-2022)



Transition of Top 10 of prefectures of fatal and non-fatal accidents in 0801 wholesale in Japan (1999-2022)

Transition of Type of fatal and non-fatal accidents in 0801 wholesale in Japan (1999-2022)

Type of accidents	1999	2000	2001	2002	2003	2004	2005	2006	2007	2008	2009	2010	2011	2012	2013	2014	2015	2016	2017	2018	2019	2020	2021	2022	total	Type of accidents
falling to same level	544	452	573	493	528	494	536	559	509	517	449	512	564	567	552	573	509	527	566	677	624	649	657	780	13,411	falling to same level
fall from height	555	490	532	515	540	530	492	526	546	513	432	450	478	465	454	495	469	450	505	527	526	523	555	497	12,065	fall from height
reaction to motion/improper motion	379	314	359	337	322	302	295	319	367	307	284	310	293	309	319	315	292	328	334	402	383	413	383	424	8,090	reaction to motion/improper motion
caught in/between	409	362	349	361	382	335	354	368	344	316	316	314	284	337	299	297	287	322	362	302	340	336	314	328	8,018	caught in/between
crash	168	159	157	132	149	138	128	149	167	145	101	140	128	127	130	112	142	149	142	156	171	167	174	179	3,510	crash
struck by flying or falling object	229	239	198	194	198	180	198	195	148	186	134	133	126	153	145	135	132	182	153	171	153	166	179	163	4,090	struck by flying or falling object
traffic accident (public road)	267	217	236	231	238	230	225	215	186	188	187	181	196	177	200	181	172	176	176	188	141	151	143	144	4,646	traffic accident (public road)
cut	241	201	204	206	173	198	195	189	175	144	163	147	166	154	149	159	162	150	146	150	146	144	171	142	4,075	cut

crashed by	138	141	117	119	128	132	119	116	134	135	115	99	106	105	125	107	126	113	125	127	157	132	132	137	2,985	crashed by
collapse	83	84	81	82	84	70	64	77	69	65	50	58	45	55	53	65	61	51	56	67	55	55	51	57	1,538	collapse
contact to high/low-temperature	21	34	27	31	25	23	25	22	28	29	13	28	19	22	31	24	15	22	25	47	42	28	30	29	640	contact to high/low-temperature
others	18	8	13	10	19	21	16	15	17	9	17	16	32	9	13	19	13	14	11	15	16	38	236	25	620	others
contact to harmful substance	10	3	4	6	7	2	10	3	3	6	3	3	4	7	6	12	6	8	9	7	4	4	5	6	138	contact to harmful substance
explosion	3	2	1	3		3	2	1	4	2	3	1		3	1		1	1	1	1		2	4	5	44	explosion
injury to the sole of the foot	7	9	14	9	15	6	12	6	6	2	7	1	5	7	7	4	6	1	2	3	4	3	3	3	142	injury to the sole of the foot
unclassifiable	4	2	12	5	7	7	7	2	13	9	8	8	4		3	1	5	4	3	2	4	1	1	2	114	unclassifiable
burst		2	1	1	1	2	2	2		1	1	1		4	1	1	2		3	4	1	1		2	33	burst
traffic accident (others)	4	4	1		4	2	2	1	3		2		2	3	3		1	2	2	3	2	3		1	45	traffic accident (others)
electric shock	1	2	2	3	2				4	2	1	2	1	1		1	1	1	2	1	1	2	2	1	33	electric shock
drown		1	1					1			1		34			1		1			1		1		42	drown
fire			1	5	2	5	1	2			1	2	3	2	3	1	1	1			1		4		35	fire
total	3,081	2,726	2,883	2,743	2,824	2,680	2,683	2,768	2,723	2,576	2,288	2,406	2,490	2,507	2,494	2,503	2,403	2,503	2,623	2,850	2,772	2,818	3,045	2,925	64,314	total

Transition of Causal agents (Large) of fatal and non-fatal accidents in 0801 wholesale in Japan (1999-2022)

Causal (L) agents	1999	2000	2001	2002	2003	2004	2005	2006	2007	2008	2009	2010	2011	2012	2013	2014	2015	2016	2017	2018	2019	2020	2021	2022	total	Causal (L) agents
temporary buildings, establishments	618	542	602	576	624	565	581	586	596	567	480	561	619	561	572	592	583	571	590	692	693	672	656	733	14,432	temporary buildings, establishments

crane, conveying machine	891	775	804	772	815	761	775	790	764	713	631	667	652	666	690	683	648	658	705	713	704	688	677	698	17,340	crane, conveying machine
other equipment	451	443	445	460	412	411	428	496	487	464	402	407	429	453	415	400	436	472	480	522	530	530	535	535	11,043	other equipment
load	345	347	374	305	309	284	271	306	318	303	238	248	206	250	252	280	231	241	229	277	287	303	307	345	6,856	load
others	204	140	167	184	185	174	175	126	157	133	164	171	153	162	144	162	147	146	182	193	186	234	414	205	4,308	others
machine	240	199	199	206	228	213	215	197	176	182	179	174	177	197	186	145	169	183	192	173	154	179	204	164	4,531	machine
substance, material	273	241	213	195	198	221	181	201	186	171	140	133	142	153	157	157	141	162	165	167	138	147	170	151	4,203	substance, material
environment	59	39	79	45	53	51	57	66	39	43	54	45	112	65	78	84	48	70	80	113	80	65	82	94	1,601	environment
total	3,081	2,726	2,883	2,743	2,824	2,680	2,683	2,768	2,723	2,576	2,288	2,406	2,490	2,507	2,494	2,503	2,403	2,503	2,623	2,850	2,772	2,818	3,045	2,925	64,314	total

Transition of Causal agents (Middle) of fatal and non-fatal accidents in 0801 wholesale in Japan (1999-2022)

Causal (M) agents	1999	2000	2001	2002	2003	2004	2005	2006	2007	2008	2009	2010	2011	2012	2013	2014	2015	2016	2017	2018	2019	2020	2021	2022	total	Causal (M) agents
temporary buildings, establishments	618	542	602	576	624	565	581	586	596	567	480	561	619	561	572	592	583	571	590	692	693	672	656	733	14,432	temporary buildings, establishments
conveying machine	607	531	535	534	551	502	523	550	536	493	437	448	434	461	477	467	458	457	511	489	520	520	499	523	12,063	conveying machine
load	345	347	374	305	309	284	271	306	318	303	238	248	206	250	252	280	231	241	229	277	287	303	307	345	6,856	load
tools	219	225	211	208	217	208	230	271	231	227	189	187	199	245	182	191	219	236	241	269	248	257	270	244	5,424	tools
human power machine, tools	167	158	177	186	142	141	145	164	179	163	160	160	177	156	156	155	158	179	177	187	210	196	191	209	4,093	human power machine, tools
no causal agent	121	97	117	139	137	99	114	90	105	97	133	137	120	126	99	124	103	115	145	159	145	180	162	171	3,035	no causal agent

																										agent
vehicle	235	190	205	197	202	205	215	188	186	178	159	182	187	166	179	173	154	167	163	171	146	131	142	142	4,263	vehicle
materials	259	228	201	179	186	210	164	187	174	154	135	120	135	138	140	139	132	148	154	158	132	136	157	139	3,905	materials
natural environment	59	39	79	45	53	51	57	66	39	43	54	45	112	65	78	84	48	70	80	113	80	65	82	94	1,601	natural environment
general machine	136	128	116	140	139	134	135	113	109	108	102	109	102	118	107	88	99	116	120	97	92	98	126	91	2,723	general machine
other equipments, facilities	47	50	47	55	39	53	43	53	67	53	49	47	43	46	67	46	55	53	56	55	60	68	55	69	1,276	other equipments, facilities
crane	49	54	64	41	62	54	37	52	42	42	35	37	31	39	34	43	36	34	31	53	38	37	36	33	1,014	crane
metal manufacturing machine	46	27	35	27	43	36	24	47	28	28	36	31	23	44	26	23	23	32	38	35	31	39	39	32	793	metal manufacturing machine
other causal agent	69	37	40	39	38	60	51	30	36	26	21	25	27	35	42	37	39	24	34	30	34	53	251	30	1,108	other causal agent
construction machine	19	9	16	12	17	19	15	11	12	19	15	15	20	10	18	13	17	12	8	12	15	13	11	19	347	construction machine
woodworking machine	30	27	23	18	20	17	30	22	18	18	22	13	23	20	23	14	25	15	17	16	10	22	20	14	477	woodworking machine
hazards, harmful substances	14	13	12	16	12	11	17	14	12	17	5	13	7	15	17	18	9	14	11	9	6	11	13	12	298	hazards, harmful substances
power transmission mechanism	7	6	7	8	7	6	9	4	8	9	4	6	9	4	11	7	5	6	9	9	4	5	7	6	163	power transmission mechanism
electric equipment	5	2	3	5	3	3	1	2	5	9	1	4	3	1	6	2	2	1	1	3	6	6	9	6	89	electric

																										equipment	
unclassifiable	14	6	10	6	10	15	10	6	16	10	10	9	6	1	3	1	5	7	3	4	7	1	1	4	165	unclassifiable	
welding equipment	3	4	1	2	4	3	3	1	2	5	2	7	3	1	2	2			3	2	4		3	3	60	welding equipment	
pressure vessel	5	1	5	3	4		3	2	2	3	1	2	2	4	1	3	1	1	1	3			5	3	55	pressure vessel	
mobile silviculture machine																			1		1	2			2	6	mobile silviculture machine
chemical facilities	1	1					1											1					1	1	1	7	chemical facilities
kiln, caldron	4	2	1	1	3	3	2	3	1	4			2		1	1	1	1	1	3	2	2	1		39	kiln, caldron	
engine	2	2	2	1	2	1	2		1					1	1			1		3		2	1		22	engine	
total	3,081	2,726	2,883	2,743	2,824	2,680	2,683	2,768	2,723	2,576	2,288	2,406	2,490	2,507	2,494	2,503	2,403	2,503	2,623	2,850	2,772	2,818	3,045	2,925	64,314	total	

Transition of Causal agents (Small) of fatal and non-fatal accidents in 0801 wholesale in Japan (1999-2022)

Causal (S) agents	1999	2000	2001	2002	2003	2004	2005	2006	2007	2008	2009	2010	2011	2012	2013	2014	2015	2016	2017	2018	2019	2020	2021	2022	total	Causal (S) agents
load			356		296		257	295	294	289	229	236	192	240	237	262	219	226	218	265	271	284	298	335	5,299	load
passage			206		238		221	217	230	235	160	221	231	237	230	258	224	244	245	318	285	303	301	327	4,931	passage
truck			299		325		285	294	285	272	258	245	243	277	284	289	276	261	302	300	275	331	304	300	5,705	truck
no causal agent			117		137		114	90	105	97	133	137	120	126	99	124	103	115	145	159	145	180	162	171	2,579	no causal agent
forklift			173		154		160	175	176	163	130	133	140	134	125	114	123	135	158	133	180	135	144	166	2,951	forklift
stairs, landing stage			134		131		122	142	139	139	123	126	141	123	129	123	127	116	127	141	157	137	153	143	2,673	stairs, landing stage
other tools			99		95		112	130	96	104	87	84	89	116	93	101	102	113	129	125	127	134	141	139	2,216	other tools
cars, bus, motorcycle			200		187		208	184	175	173	154	176	184	159	178	170	148	158	158	167	141	124	135	136	3,315	cars, bus, motorcycle
human power			97		71		68	83	91	101	87	86	108	92	90	91	85	106	128	116	131	120	108	109	1,968	human power

hauling equipment																										hauling equipment
ladder			101		106		106	128	126	115	98	96	98	122	76	89	107	110	101	135	116	115	119	99	2,163	ladder
working platform, boot board			91		86		76	79	87	78	55	78	75	58	69	66	89	63	69	80	85	66	68	99	1,517	working platform, boot board
building, establishment			82		79		76	82	73	56	70	67	104	82	80	69	70	63	69	83	86	85	63	78	1,517	building, establishment
metal material			92		106		88	109	97	89	61	65	73	68	80	72	81	78	84	93	80	83	96	72	1,667	metal material
other equipment, facilities			47		39		43	53	67	53	49	47	43	46	67	46	55	53	56	55	60	68	55	69	1,071	other equipment, facilities
other environments			56		38		38	51	22	29	40	30	48	44	61	64	28	49	59	78	47	40	60	69	951	other environments
other temporary buildings, establishments			56		66		56	50	40	41	54	42	47	46	38	50	60	73	55	49	62	58	53	64	1,060	other temporary buildings, establishments
hand tool			77		66		74	77	83	60	72	71	68	63	63	62	73	71	47	69	72	55	61	63	1,347	hand tool
other general power machines			63		75		72	53	63	57	55	64	51	64	63	50	51	69	66	47	49	63	78	55	1,208	other general power machines
other materials			55		51		32	41	40	36	42	31	38	40	32	49	28	35	40	38	31	30	38	43	770	other materials
human power cranes			3		4		2		1	1		2		1		1					6	18	21	37	97	human power cranes
conveyor			39		34		43	46	40	32	37	38	24	29	40	42	38	33	25	24	39	26	27	34	690	conveyor
food manufacturing machine			40		55		47	46	35	40	39	35	39	45	34	32	36	41	41	39	32	25	35	32	768	food manufacturing machine
other causal agent			40		38		51	30	36	26	21	25	27	35	42	37	39	24	34	30	34	53	251	30	903	other causal agent
other powered conveying machines			21		33		31	32	32	26	11	29	26	20	26	21	18	25	24	29	25	25	21	22	497	other powered conveying machines
other metal manufacturing			19		25		12	23	15	15	19	15	10	17	15	11	12	17	23	17	15	18	21	19	338	other metal manufacturing

machines																										machines
high/cold temperature environment			12		4		5	6	7	6	5	7	8	12	12	10	9	12	14	29	25	16	13	18	230	high/cold temperature environment
lumber, bamboo			48		21		38	33	29	22	26	19	17	23	25	17	22	31	23	23	16	19	22	17	491	lumber, bamboo
crane			27		31		19	22	21	16	11	17	20	21	17	18	13	17	19	31	15	18	15	16	384	crane
machine/equipment as load			18		13		14	11	24	14	9	12	14	10	15	18	12	15	11	12	16	19	9	10	276	machine/equipment as load
mobile crane			11		8		7	8	5	14	11	9	2	7	7	13	14	10	9	7	8	10	13	10	183	mobile crane
roof, beam, haze, crossbeam, principal rafter			19		9		15	7	9	4	4	11	8	10	10	10	3	5	8	7	6	8	7	10	170	roof, beam, haze, crossbeam, principal rafter
opening			13		12		8	4	15	11	9	12	5	2	11	13	7	3	9	11	7	12	6	9	179	opening
leveling, transporting or loading machine			7		4		6	4	3	5	6	4	4	4	4	2	6	3	1	3	3	2	2	8	81	leveling, transporting or loading machine
circular sawing machine			10		16		15	8	9	12	14	7	13	14	12	6	9	7	13	7	5	14	11	7	209	circular sawing machine
stone, sand, substance			6		8		6	4	8	7	6	5	7	7	3	1	1	4	7	4	5	4	1	7	101	stone, sand, substance
slinging tool			11		16		12	13	9	8	4	7	12	7	13	1	10	13	11	9	5	8	10	6	185	slinging tool
power transmission mechanism			7		7		9	4	8	9	4	6	9	4	11	7	5	6	9	9	4	5	7	6	136	power transmission mechanism
other vehicles			5		15		6	4	11	5	4	6	2	7	1	3	6	7	3	4	4	7	7	6	113	other vehicles
grinding machine, buffing machine			5		7		4	6	4	4	3	8	3	7	2	3	4	6	4	7	6	6	7	6	102	grinding machine, buffing machine
excavating machine			5		6		2	5	2	6	4	1	7	4	5	7	7	3	5	5	8	5	7	6	100	excavating machine

natural ground, rock			4		4		10	4	5	2	2	3	5	4	1	6	1	5	4	5	5	2	2	5	79	natural ground, rock
transmission			3		1		1	2	2	5	1	2	2	1	4	2		1		1	2	3	4	5	42	transmission
unclassifiable			10		10		10	6	16	10	10	9	6	1	3	1	5	7	3	4	7	1	1	4	124	unclassifiable
other woodworking machines			8		1		4	5	2		6	4	2	4	4	4	7	4	1	4	3	4	3	4	74	other woodworking machines
harmful substance			3		3		6	1	2	5		2	4	3	2	4	1	2	6	3	1		2	4	54	harmful substance
demolition machine					1		1	2				1		3	2	3	3	1	1	2	5	1	4	30	demolition machine	
elevator, lift			19		20		9	15	13	8	11	9	8	9	9	9	6	6	3	11	12	8	2	3	190	elevator, lift
other hazards, harmful substances			5		6		9	7	2	3	3	6	1	6	6	10	6	9	1	5	4	4	3	3	99	other hazards, harmful substances
scaffolding			1		3		7	5	3	3	5	4	8	3	5	3	3	4	8	3	5	3	3	3	82	scaffolding
other powered crane			5		3		2	7	3	4	2	2	1	2	1	3	3	1		4	3	1	3	3	53	other powered crane
gas welding equipment			1		4		3		2	4	2	5	1	1	2	1			1	2	3		2	3	37	gas welding equipment
explosive substance										2					1								2	3	8	explosive substance
shearing machine			4		7		4	12	4	4	7	7	3	7	5	5	3	5	4	4	4	9	10	2	110	shearing machine
roll machine (except printingroll machine)			7		2		6	2	5	3	3	7	5	2	4	4	2	2	10	3	6	4	4	2	83	roll machine (except printingroll machine)
power press			1		1		4	2	2	1		4	6	4	1	3		5	6	3	4	1	2	50	power press	
drill press, milling machine			1		1		4	2	1	1	4		2	2		1		2	1	1	1	1		2	27	drill press, milling machine
chain saw							2	2	2	1	1		2	1	2	1	4	2	1	1	1			2	25	chain saw
felling machine																		1		1	2			2	6	felling machine

water			2		5		2	2	3	4	4	2	49	2	3	2	2	2	2	2	2	2	2	2	3	5	5	1	100	water				
mixer, grinder			3		4		2	10	4	5	3	3	6	5	6	1	8	2	2	5	2	6	4	1	82						82	mixer, grinder		
inflammable substance			2		1				3	6	4	2	5	2	5	7	4	1	1	4	1		1	3	1	53						53	inflammable substance	
standing tree			4		2		2	3	2	2	3	3	2	3	1	2	7	2	1	1		2	2	1	45						45	standing tree		
loader			3		5		4	3	3			1	1	1	1	1	3	1	2	3	1	3	3	1	40						40	loader		
other pressure vessels			5		3		2	2	1	3	1	2	2	3	1	3	1	1	1	1			5	1	38							38	other pressure vessels	
inflammable gas			2		2		2	3	2	3				1	1			2			1	6	3	1	29						29	inflammable gas		
band sawing machine			3		1		5	1	3	3	1	2	1			1		2			1	1		1	26						26	band sawing machine		
lathe			3		2			2	2	2	1	1	4		2	1	2			2	1		1	26							26	lathe		
electric power facilities					1					1		2			1							2	3	1	11							11	electric power facilities	
injection molding machine									1									1	1	1		2	1	7								7	injection molding machine	
foundation work machine			1							1		1				1		1					1	6								6	foundation work machine	
chemical facilities							1										1					1	1	1	5							5	chemical facilities	
boiler							1		1										1				1	4								4	boiler	
pressure vessel					1								1						1				1	4								4	pressure vessel	
cargo lifting appliance			1																				1	1	3								3	cargo lifting appliance
other construction machines			3		5		7	1	4	5	4	6	8	2	5	1	1	1	1	2	1	1		58								58	other construction machines	
wood planer machine			2				4	6	1	1			4	1	5	3	2	1		1		3	4	38								38	wood planer machine	

human power machine					1		1	4	4	1	1	1	1		3	1		2	2	2	1	3	1		29	human power machine
printing machine			3		3		6			1	2		1	1		1	2	2			1		1		24	printing machine
other electrical equipment					1				3	3			1		1		2		1	2	4	1	2		21	other electrical equipment
kiln, caldron			1		3		2			3			2		1	1			1	2	2				18	kiln, caldron
engine			2		2		2		1					1	1			1		3		2	1		16	engine
industrial robot							1	2	1	1				1					2			1			9	industrial robot
railway vehicle							1				1		1					2	2		1				8	railway vehicle
industrial dryer								2	1	1						1						2	1		8	industrial dryer
chamfering machine, router, woodworking milling machine																									7	chamfering machine, router, woodworking milling machine
vehicle for high lift work																									7	vehicle for high lift work
arc welding equipment																									7	arc welding equipment
hollow chisel mortiser, wood borer																									6	hollow chisel mortiser, wood borer
hardening machine																									6	hardening machine
rough terrain hauler																									5	rough terrain hauler
forging pressure hammer																									4	forging pressure hammer
centrifugal machine																									4	centrifugal machine

other welding equipment										1			2										1		4	other welding equipment
lumberyard equipment, logging cableway			1																				2		3	lumberyard equipment, logging cableway
other kiln, caldron								1									1		1						3	other kiln, caldron
timbering																						2		2	timbering	
abnormal environment			1														1								2	abnormal environment
railway equipment																	1								1	railway equipment
radiation																	1								1	radiation
mobile logging machine																										mobile logging machine
skyline yarding machine																										skyline yarding machine
other mobile silviculture machine																										other mobile silviculture machine
derrick crane																										derrick crane
gondola																										gondola
simple skyline yarding equipment																										simple skyline yarding equipment
straddle carrier																										straddle carrier
total	3,081	2,726	2,883	2,743	2,824	2,680	2,683	2,768	2,723	2,576	2,288	2,406	2,490	2,507	2,494	2,503	2,403	2,503	2,623	2,850	2,772	2,818	3,045	2,925	64,314	total

Transition of workers' age groups of fatal and non-fatal accidents in 0801 wholesale in Japan (1999-2022)

Age	1999	2000	2001	2002	2003	2004	2005	2006	2007	2008	2009	2010	2011	2012	2013	2014	2015	2016	2017	2018	2019	2020	2021	2022	total	Age
50-59	746	723	798	748	736	691	708	703	696	661	536	546	563	604	571	569	563	538	609	715	703	731	792	775	16,025	50-59

60 years old or more	355	269	298	302	370	348	321	376	386	441	357	431	490	482	468	513	499	569	586	663	664	697	704	764	11,353	60 years old or more
40-49	624	555	540	510	502	493	514	586	545	524	520	536	561	546	600	615	579	632	651	697	664	666	741	661	14,062	40-49
30-39	587	550	592	601	613	607	611	628	638	536	501	517	514	512	500	462	439	412	478	447	434	426	441	384	12,430	30-39
20-29	700	562	593	526	542	494	483	443	415	388	348	356	333	326	329	324	287	329	274	293	278	272	333	319	9,547	20-29
19 years old or less	69	67	62	56	61	47	46	32	43	26	26	20	29	37	26	20	36	23	25	35	29	26	34	22	897	19 years old or less
total	3,081	2,726	2,883	2,743	2,824	2,680	2,683	2,768	2,723	2,576	2,288	2,406	2,490	2,507	2,494	2,503	2,403	2,503	2,623	2,850	2,772	2,818	3,045	2,925	64,314	total

Transition of workers' number of workplace of fatal and non-fatal accidents in 0801 wholesale in Japan (1999-2022)

Workers scale	1999	2000	2001	2002	2003	2004	2005	2006	2007	2008	2009	2010	2011	2012	2013	2014	2015	2016	2017	2018	2019	2020	2021	2022	total	Workers scale
10-29	1,028	951	997	961	957	919	896	933	877	808	762	786	809	805	842	826	828	825	862	923	849	939	1,063	966	21,412	10-29
9 workers or less	899	774	816	743	861	792	741	746	688	675	594	647	628	664	623	570	527	611	600	626	592	606	635	600	16,258	9 workers or less
30-49	416	386	414	385	393	380	399	398	435	409	343	344	367	357	361	403	359	390	431	424	463	452	494	474	9,677	30-49
50-99	385	346	348	330	308	330	330	353	347	339	282	311	314	305	305	321	339	314	329	375	414	386	348	374	8,133	50-99
100-299	270	218	244	255	236	192	230	245	279	251	210	218	259	247	239	267	245	244	297	339	301	296	359	342	6,283	100-299
300 workers or more	83	51	64	69	69	67	87	93	97	94	97	100	113	129	124	116	105	119	104	163	153	139	146	169	2,551	300 workers or more
total	3,081	2,726	2,883	2,743	2,824	2,680	2,683	2,768	2,723	2,576	2,288	2,406	2,490	2,507	2,494	2,503	2,403	2,503	2,623	2,850	2,772	2,818	3,045	2,925	64,314	total

Transition of occurred months of fatal and non-fatal accidents in 0801 wholesale in Japan (1999-2022)

Month	1999	2000	2001	2002	2003	2004	2005	2006	2007	2008	2009	2010	2011	2012	2013	2014	2015	2016	2017	2018	2019	2020	2021	2022	total	Month
October	246	222	243	215	229	212	204	246	257	212	194	218	178	209	224	196	198	189	231	248	222	223	251	283	5,350	October
September	276	232	236	236	224	215	197	223	204	186	173	196	218	207	174	206	203	213	225	254	221	236	254	264	5,273	September
January	247	213	273	217	270	224	270	235	210	224	193	179	217	226	246	220	207	210	234	261	220	237	280	258	5,571	January
December	265	199	225	210	231	207	226	237	218	182	180	175	225	199	205	227	181	237	219	228	239	267	254	252	5,288	December
April	264	215	211	226	222	237	204	212	213	222	190	211	190	218	219	190	175	222	215	224	218	198	226	252	5,174	April

July	277	242	269	253	243	295	254	233	220	245	203	218	222	189	207	204	219	204	210	218	246	241	280	247	5,639	July
June	283	234	258	229	259	210	220	214	234	215	223	233	200	211	195	197	220	212	207	230	237	262	246	244	5,473	June
February	241	233	217	208	233	201	220	236	200	259	211	219	205	240	213	247	192	197	209	255	246	227	228	241	5,378	February
May	264	234	256	239	225	204	189	233	238	224	193	189	179	210	197	184	206	212	210	220	236	199	230	236	5,207	May
March	269	251	246	263	243	236	248	231	264	236	192	211	260	213	219	223	218	204	256	246	230	250	228	229	5,666	March
November	204	214	213	216	206	211	210	231	211	172	164	160	181	186	203	183	169	190	194	226	227	228	240	213	4,852	November
August	245	237	236	231	239	228	241	237	254	199	172	197	215	199	192	226	215	213	213	240	230	250	328	206	5,443	August
total	3,081	2,726	2,883	2,743	2,824	2,680	2,683	2,768	2,723	2,576	2,288	2,406	2,490	2,507	2,494	2,503	2,403	2,503	2,623	2,850	2,772	2,818	3,045	2,925	64,314	total

Transition of prefectures of fatal and non-fatal accidents in 0801 wholesale in Japan (1999-2022)

Prefecture	1999	2000	2001	2002	2003	2004	2005	2006	2007	2008	2009	2010	2011	2012	2013	2014	2015	2016	2017	2018	2019	2020	2021	2022	total	Prefecture
Osaka	305	236	265		317		236	266	278	242	258	246	210	248	213	217	215	261	260	281	263	267	298	278	5,660	Osaka
Tokyo	300	247	271		265		241	244	278	260	181	211	249	277	272	255	226	197	211	241	261	225	316	256	5,484	Tokyo
Aichi	216	203	191		136		144	165	155	193	139	150	142	145	137	185	130	125	151	181	174	187	173	184	3,606	Aichi
Saitama	98	109	104		102		131	117	122	101	121	128	134	115	123	106	124	117	147	143	142	139	139	153	2,715	Saitama
Kanagawa	122	86	136		112		113	129	107	115	94	120	116	139	120	108	145	133	122	150	143	129	158	151	2,748	Kanagawa
Fukuoka	178	159	142		155		123	127	108	117	126	120	123	144	106	133	143	147	133	154	152	118	154	139	3,001	Fukuoka
Hokkaido	121	91	116		120		115	107	99	83	73	84	94	88	106	123	95	110	113	109	107	130	143	130	2,357	Hokkaido
Chiba	95	92	111		99		83	81	113	109	99	81	86	90	93	85	80	86	100	114	96	108	97	126	2,124	Chiba
Hyogo	111	102	82		121		96	94	83	90	77	88	82	80	79	87	83	98	87	107	100	127	121	92	2,087	Hyogo
Shizuoka	103	99	69		92		71	87	94	69	75	64	83	68	68	80	81	80	102	95	85	68	103	82	1,818	Shizuoka
Miyagi	61	50	62		52		62	61	55	48	43	44	110	57	67	56	57	76	53	86	71	64	71	77	1,383	Miyagi
Niigata	62	68	72		56		71	58	57	48	46	48	59	50	66	50	63	53	51	66	70	66	67	77	1,324	Niigata
Hiroshima	89	74	74		76		91	72	76	56	58	74	62	64	78	68	55	65	63	73	63	72	75	70	1,548	Hiroshima
Aomori	54	44	49		33		42	48	36	35	44	28	32	30	42	38	43	39	43	45	34	41	43	61	904	Aomori

Toyama	27	22	40		22		27	28	28	15	16	18	27	23	23	28	26	24	35	35	20	29	28	22	563	Toyama
Kochi	21	21	20		25		27	23	22	17	21	23	24	16	24	12	15	15	16	17	22	20	20	22	443	Kochi
Yamanashi	10	13	17		11		20	11	17	9	16	14	14	7	15	17	14	15	25	16	17	19	20	21	338	Yamanashi
Shimane	25	15	20		15		10	14	16	19	12	17	6	10	16	7	10	15	16	18	12	12	12	21	318	Shimane
Wakayama	28	23	28		32		31	34	28	32	22	17	17	24	17	20	21	14	12	23	19	28	42	19	531	Wakayama
Akita	16	29	24		26		20	14	16	16	18	14	22	23	17	22	16	29	25	27	21	17	17	19	448	Akita
Tottori	24	24	17		16		9	19	12	14	15	17	14	14	10	8	15	14	12	14	12	15	9	18	322	Tottori
Tokushima	28	23	25		17		15	21	14	15	14	16	14	11	16	15	14	20	22	11	15	24	26	12	388	Tokushima
total	3,081	2,726	2,883	2,743	2,824	2,680	2,683	2,768	2,723	2,576	2,288	2,406	2,490	2,507	2,494	2,503	2,403	2,503	2,623	2,850	2,772	2,818	3,045	2,925	64,314	total

Data Source : <https://anzeninfo.mhlw.go.jp/user/anzen/tok/anst00.html> MHLW, Jaan

Return to https://www.jisha.or.jp/english/statistics/202312_05.html