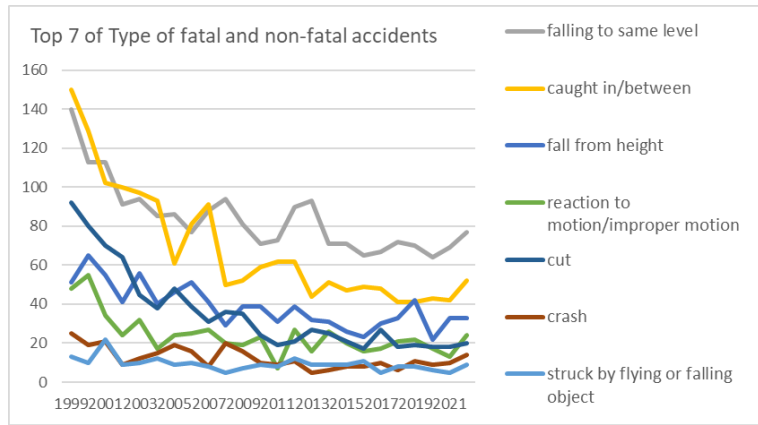
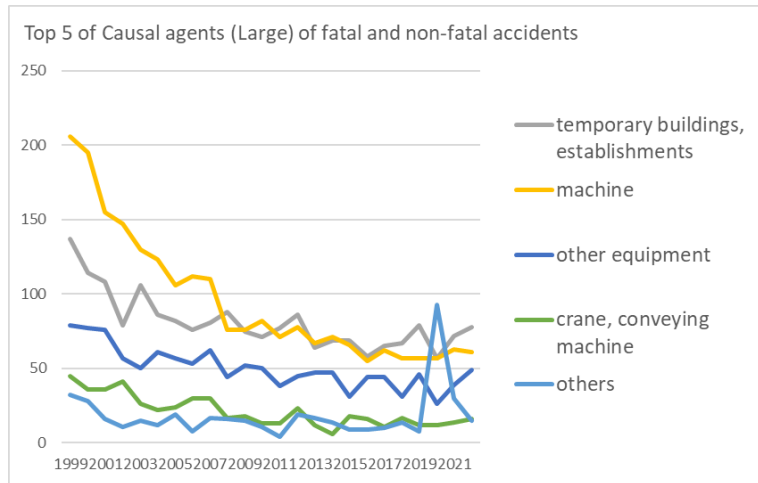


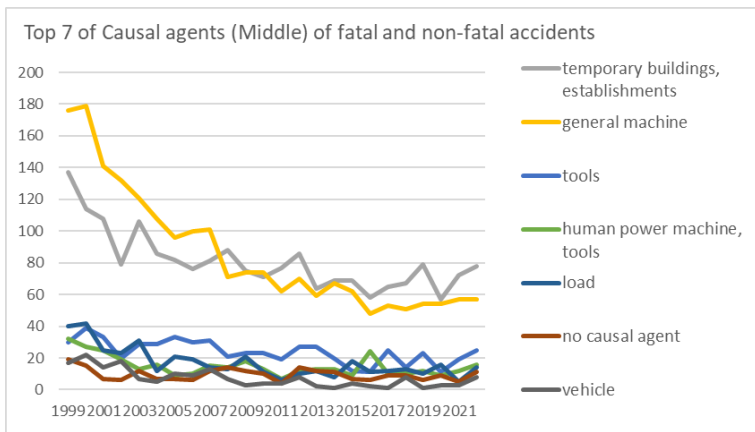
Transition of fatal and non-fatal accidents in 0103 fiber products in Japan (1999-2022)



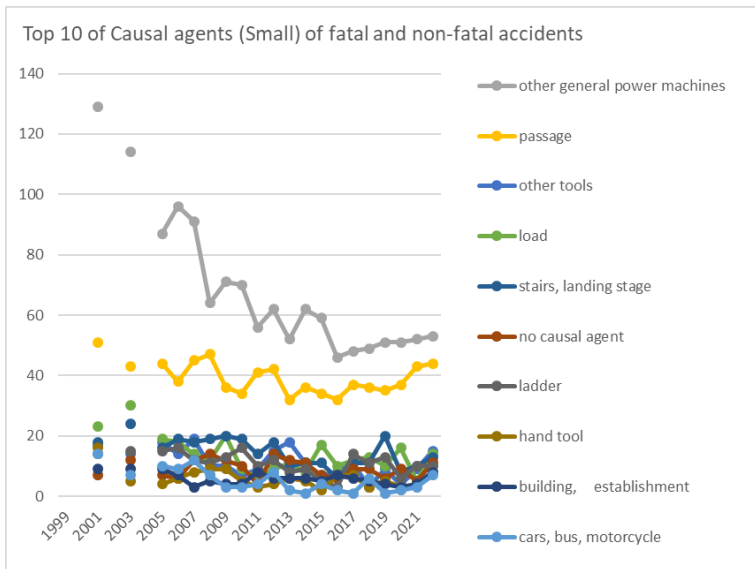
Transition of Top 7 of Type of fatal and non-fatal accidents in 0103 fiber products in Japan (1999-2022)



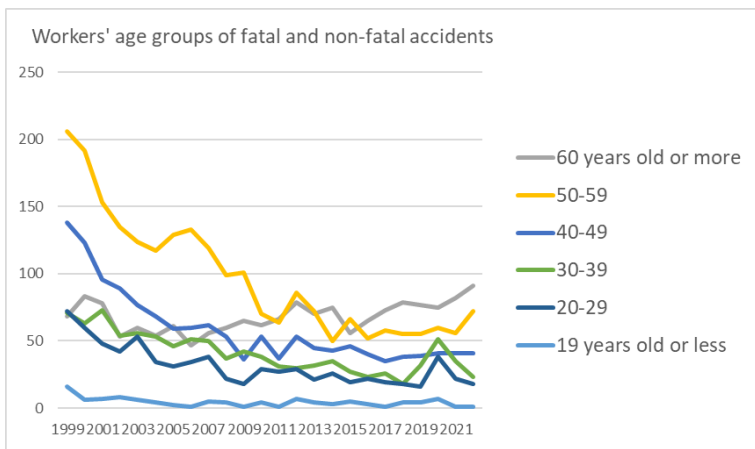
Transition of Top 5 of Causal agents (Large) of fatal and non-fatal accidents in 0103 fiber products in Japan (1999-2022)



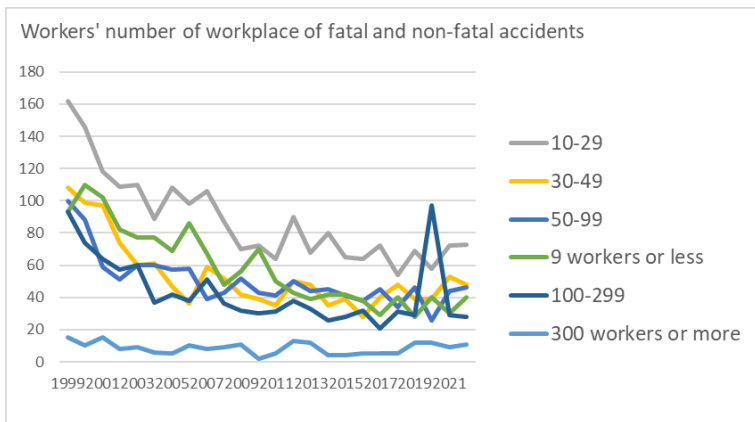
Transition of Top 7 of Causal agents (Middle) of fatal and non-fatal accidents in 0103 fiber products in Japan (1999-2022)



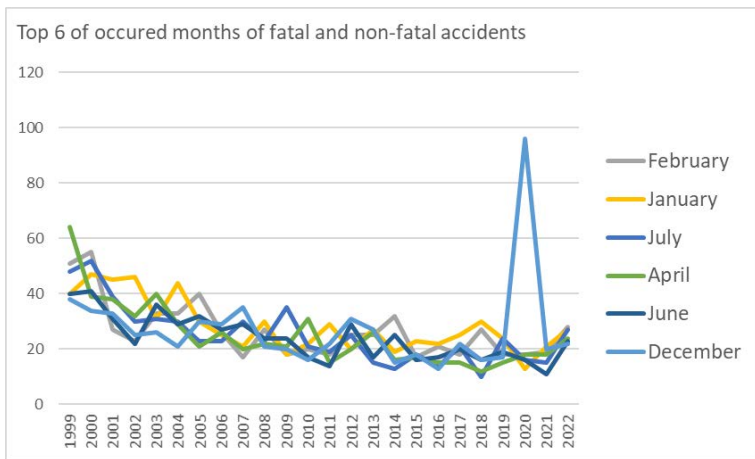
Transition of Top 10 of Causal agents (Small) of fatal and non-fatal accidents in 0103 fiber products in Japan (1999-2022)



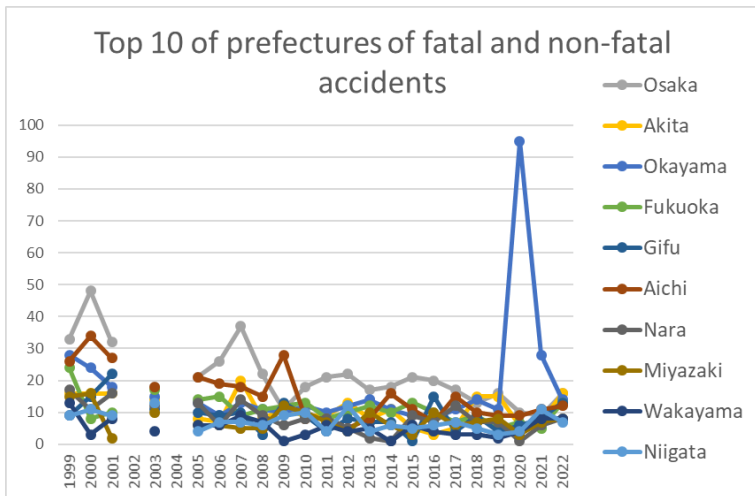
Transition of workers' age groups of fatal and non-fatal accidents in 0103 fiber products in Japan (1999-2022)



Transition of workers' number of workplace of fatal and non-fatal accidents in 0103 fiber products in Japan (1999-2022)



Transition of Top 6 of occurred months of fatal and non-fatal accidents in 0103 fiber products in Japan (1999-2022)



Transition of Top 10 of prefectures of fatal and non-fatal accidents in 0103 fiber products in Japan (1999-2022)

Transition of Type of fatal and non-fatal accidents in 0103 fiber products in Japan (1999-2022)

Type of accidents	1999	2000	2001	2002	2003	2004	2005	2006	2007	2008	2009	2010	2011	2012	2013	2014	2015	2016	2017	2018	2019	2020	2021	2022	total	Type of accidents
falling to same level	140	113	113	91	94	85	86	77	88	94	81	71	73	90	93	71	71	65	67	72	70	64	69	77	2,015	falling to same level
caught in/between	150	129	102	100	97	93	61	81	91	50	52	59	62	62	44	51	47	49	48	41	41	43	42	52	1,647	caught

fire												2				1									3	fire		
explosion								1																	1		2	explosion
burst					1	1																					2	burst
traffic accident (others)																											1	traffic accident (others)
total	571	527	455	381	376	330	328	326	330	275	263	256	226	284	244	232	219	205	212	212	223	272	237	246	7,230	total		

Transition of Causal agents (Large) of fatal and non-fatal accidents in 0103 fiber products in Japan (1999-2022)

Causal (L) agents	1999	2000	2001	2002	2003	2004	2005	2006	2007	2008	2009	2010	2011	2012	2013	2014	2015	2016	2017	2018	2019	2020	2021	2022	total	Causal (L) agents
temporary buildings, establishments	137	114	108	79	106	86	82	76	81	88	75	71	77	86	64	69	69	58	65	67	79	57	72	78	1,944	temporary buildings, establishments
machine	206	195	155	147	130	123	106	112	110	76	76	82	71	78	67	71	66	55	62	57	57	57	63	61	2,283	machine
other equipment	79	77	76	57	50	61	57	53	62	44	52	50	38	45	47	47	31	44	44	31	46	26	39	49	1,205	other equipment
crane, conveying machine	45	36	36	41	26	22	24	30	30	17	18	13	13	23	12	6	18	16	11	17	12	12	14	16	508	crane, conveying machine
others	32	28	16	11	15	12	19	8	17	16	15	11	4	19	17	14	9	9	10	14	8	93	30	15	442	others
load	40	42	25	23	31	12	21	19	14	13	21	11	6	10	12	8	18	11	12	13	10	16	5	14	407	load
substance, material	23	28	24	18	13	9	12	22	9	10	4	16	10	17	10	11	4	10	6	8	10	8	8	7	297	substance, material
environment	9	7	15	5	5	5	7	6	7	11	2	2	7	6	15	6	4	2	2	5	1	3	6	6	144	environment
total	571	527	455	381	376	330	328	326	330	275	263	256	226	284	244	232	219	205	212	212	223	272	237	246	7,230	total

other causal agent	9	12	7	5	1	5	11	2	3	1	3	1		5	5	3	2	3	1	5	2	84	25	4	199	agent
metal manufacturing machine	21	8	5	9	7	7	3	5	6	2	1	5	5	3	3		3	5	3	3	2	3	4	3	116	metal manufacturing machine
power transmission mechanism	8	5	6	4	1	6	5	3	3	3	1	3	4	5	2	4	1	1	4	3			2	1	75	power transmission mechanism
crane	6	5	7	3	4	3	4	5	4		2		2	2			1	3	1		1		2	1	56	crane
pressure vessel	3	1	1			2		4	3		2		1						1	1			1		20	pressure vessel
welding equipment													1						1					1	3	welding equipment
electric equipment	4	1	3	4	1	1	2	2	1	2	2	1	1	1		1	3			1	1	1			33	electric equipment
hazards, harmful substances	3	2	3	1	4		1	4	1	1		2	1	1	2	1	1						3		31	hazards, harmful substances
woodworking machine	1	2	3	2	1	2	2	4							3			1	2						23	woodworking machine
unclassifiable	4	1	2		2		1		2	1															13	unclassifiable
kiln, caldron	1	1	1			1		1	1		1									1	1		1		10	kiln, caldron
engine																					1				1	engine
construction machine		1																							1	construction machine
chemical facilities		1																							1	chemical facilities

establishments																										establishments	
other materials			12		5		4	12	5	6	3	10	6	10	7	6	2	6	4	7	8	4	4	5	126	other materials	
human power hauling equipment			7		8		5	4	5	3	6	7	2	8	7	7	7	15	2	7	6	6	7	5	124	human power hauling equipment	
other environments			12		4		6	5	4	9	2	2	3	4	14	6	2	2	1	5		3	4	5	93	other environments	
working platform, boot board			17		20		5	6	8	11	8	7	8	10	8	10	13	10	2	6	12	4	7	4	176	working platform, boot board	
other causal agent			7		1		11	2	3	1	3	1		5	5	3	2	3	1	5	2	84	25	4	168	other causal agent	
roll machine (except printingroll machine)			9		6		7	3	8	4	1	3	4	4	6	3	2	2	5	2	3	3	5	4	84	roll machine (except printingroll machine)	
opening			2		1		2	1			2	2	2	1	1	1			1	2	1	1	1	3	24	opening	
human power cranes											1	1						1					1	3	8	human power cranes	
truck			8		6		8	9	5	5	5	4	3	7	4	3	7	5	4	7	7	7	7	7	2	113	truck
metal material			8		4		3	5	3	3		4	2	5	1	4		4	2	1	2	2	1	2	56	metal material	
forklift			4		4		2	3	3	4	4	2	3	2			4	3	1	2	2			2	45	forklift	
other powered conveying machines					2							1		2				1						2	8	other powered conveying machines	
power transmission mechanism			6		1		5	3	3	3	1	3	4	5	2	4	1	1	4	3			2	1	52	power transmission mechanism	
conveyor			3		3			4	5	1	4	2	1	2	6	2	2	2	4		1	2	2	1	47	conveyor	
elevator, lift			4		2		4	3	3		2		2				1				1		2	1	25	elevator, lift	
power press			1		2		1	1	2				2	1	1				1	2			2	1	17	power press	
shearing machine			3		2			2	2	1		2		1			2	1						1	17	shearing machine	

high/cold temperature environment			1				1		1					2	1				1		1		1	1	10	high/cold temperature environment
other vehicles								1			1								2		1		1	6	other vehicles	
drill press, milling machine							1		1												1		1	5	drill press, milling machine	
other welding equipment																							1	3	other welding equipment	
other pressure vessels								1																1	2	other pressure vessels
other metal manufacturing machines			1		2					1	1	3	1		2		1	3	2			1	1		19	other metal manufacturing machines
roof, beam, haze, crossbeam, principal rafter			2		1		1			1	1	1			1					2	3	1	1		15	roof, beam, haze, crossbeam, principal rafter
other electrical equipment			2		1		2		1	2		1	1			1					1	1	1		14	other electrical equipment
machine/equipment as load			2		1		2	1		1	1	2		1	1		1	1							14	machine/equipment as load
human power machine			2						2	1	2	1	2			1		1	1						13	human power machine
other hazards, harmful substances					1		1		1	1		2	1		2		1						2		12	other hazards, harmful substances
lumber, bamboo			1				4	1					1	1			1						2		11	lumber, bamboo

crane			3					1					2				3	1					10	crane						
grinding machine, buffing machine					1		1	1	1				2	1								2		9	grinding machine, buffing machine					
harmful substance			2		1			4						1									1		9	harmful substance				
mixer, grinder					1				1	3				1		2									8	mixer, grinder				
scaffolding					2								2		1							1		1		8	scaffolding			
unclassifiable			2		2		1		2	1															8	unclassifiable				
circular sawing machine																									7	circular sawing machine				
injection molding machine																									7	injection molding machine				
boiler								2	3		1												1		7	boiler				
water			1		1					1	1														7	water				
printing machine										1			1		2	1										6	printing machine			
transmission																									6	transmission				
other woodworking machines																									5	other woodworking machines				
pressure vessel																								1		5	pressure vessel			
slinging tool																								1	1		5	slinging tool		
natural ground, rock																									2		5	natural ground, rock		
lathe																									1	1	1		4	lathe
kiln, caldron																									1		4	kiln, caldron		
inflammable																									1		4	inflammable		

mortiser, wood borer																							mortiser, wood borer	
chamfering machine, router, woodworking milling machine																								chamfering machine, router, woodworking milling machine
leveling, transporting or loading machine																								leveling, transporting or loading machine
excavating machine																								excavating machine
foundation work machine																								foundation work machine
hardening machine																								hardening machine
demolition machine																								demolition machine
vehicle for high lift work																								vehicle for high lift work
other construction machines																								other construction machines
forging pressure hammer																								forging pressure hammer
felling machine																								felling machine
mobile logging machine																								mobile logging machine
skyline yarding machine																								skyline yarding machine

total	571	527	455	381	376	330	328	326	330	275	263	256	226	284	244	232	219	205	212	212	223	272	237	246	7,230	total
-------	-----	-----	-----	-----	-----	-----	-----	-----	-----	-----	-----	-----	-----	-----	-----	-----	-----	-----	-----	-----	-----	-----	-----	-----	-------	-------

Transition of workers' age groups of fatal and non-fatal accidents in 0103 fiber products in Japan (1999-2022)

Age	1999	2000	2001	2002	2003	2004	2005	2006	2007	2008	2009	2010	2011	2012	2013	2014	2015	2016	2017	2018	2019	2020	2021	2022	total	Age
60 years old or more	68	83	78	53	60	54	61	47	56	60	65	62	66	79	70	75	56	65	73	79	77	75	82	91	1,635	60 years old or more
50-59	206	192	153	135	124	117	129	133	119	99	101	70	64	86	72	50	66	52	58	55	55	60	56	72	2,324	50-59
40-49	138	123	96	89	77	68	59	60	62	53	36	53	37	53	45	43	46	40	35	38	39	41	41	41	1,413	40-49
30-39	71	63	73	54	56	53	46	51	50	37	42	38	31	30	32	35	27	23	26	18	32	51	35	23	997	30-39
20-29	72	60	48	42	53	34	31	34	38	22	18	29	27	29	21	26	19	22	19	18	16	38	22	18	756	20-29
19 years old or less	16	6	7	8	6	4	2	1	5	4	1	4	1	7	4	3	5	3	1	4	4	7	1	1	105	19 years old or less
total	571	527	455	381	376	330	328	326	330	275	263	256	226	284	244	232	219	205	212	212	223	272	237	246	7,230	total

Transition of workers' number of workplace of fatal and non-fatal accidents in 0103 fiber products in Japan (1999-2022)

Workers scale	1999	2000	2001	2002	2003	2004	2005	2006	2007	2008	2009	2010	2011	2012	2013	2014	2015	2016	2017	2018	2019	2020	2021	2022	total	Workers scale
10-29	162	146	118	109	110	89	108	98	106	87	70	72	64	90	68	80	65	64	72	54	69	58	72	73	2,104	10-29
30-49	108	99	97	74	60	61	47	36	59	52	42	39	35	50	48	35	39	28	40	48	39	39	53	48	1,276	30-49
50-99	100	88	59	51	60	60	57	58	39	43	52	43	41	50	44	45	41	38	45	34	46	26	44	46	1,210	50-99
9 workers or less	93	110	102	82	77	77	69	86	67	48	56	70	50	43	39	42	42	38	29	40	28	40	30	40	1,398	9 workers or less
100-299	93	74	64	57	60	37	42	38	51	36	32	30	31	38	33	26	28	32	21	31	29	97	29	28	1,037	100-299
300 workers or more	15	10	15	8	9	6	5	10	8	9	11	2	5	13	12	4	4	5	5	5	12	12	9	11	205	300 workers or more
total	571	527	455	381	376	330	328	326	330	275	263	256	226	284	244	232	219	205	212	212	223	272	237	246	7,230	total

Transition of occurred months of fatal and non-fatal accidents in 0103 fiber products in Japan (1999-2022)

Month	1999	2000	2001	2002	2003	2004	2005	2006	2007	2008	2009	2010	2011	2012	2013	2014	2015	2016	2017	2018	2019	2020	2021	2022	total	Month
February	51	55	27	23	33	33	40	26	17	27	18	20	18	25	25	32	17	21	18	27	18	18	19	28	636	February
January	40	47	45	46	31	44	30	25	21	30	18	22	29	20	27	19	23	22	25	30	24	13	21	27	679	January
July	48	52	39	30	31	30	23	23	30	23	35	21	19	25	15	13	18	14	21	10	24	16	15	27	602	July
April	64	39	38	32	40	29	21	26	20	22	21	31	15	20	26	16	17	15	15	12	15	18	18	24	594	April
June	40	41	31	22	36	29	32	27	29	24	24	17	14	29	17	25	16	17	20	16	19	16	11	23	575	June
December	38	34	33	25	26	21	30	29	35	21	20	16	22	31	27	15	18	13	22	16	17	96	20	22	647	December
November	48	26	49	27	34	16	23	35	30	21	18	17	20	21	18	14	19	16	14	19	16	18	12	22	553	November
March	55	55	41	43	30	23	29	28	36	19	25	26	25	27	19	23	24	18	21	12	20	22	20	17	658	March
October	40	48	41	32	27	25	25	25	34	25	19	24	18	32	26	21	21	21	15	22	12	17	17	16	603	October
August	41	44	33	36	33	24	30	25	35	20	20	17	18	21	16	12	14	12	16	17	20	16	36	15	571	August
May	50	51	33	30	28	28	25	23	24	20	20	21	10	13	15	21	14	15	14	19	12	12	26	14	538	May
September	56	35	45	35	27	28	20	34	19	23	25	24	18	20	13	21	18	21	11	12	26	10	22	11	574	September
total	571	527	455	381	376	330	328	326	330	275	263	256	226	284	244	232	219	205	212	212	223	272	237	246	7,230	total

Transition of prefectures of fatal and non-fatal accidents in 0103 fiber products in Japan (1999-2022)

Prefecture	1999	2000	2001	2002	2003	2004	2005	2006	2007	2008	2009	2010	2011	2012	2013	2014	2015	2016	2017	2018	2019	2020	2021	2022	total	Prefecture
Osaka	33	48	32		18		21	26	37	22	11	18	21	22	17	18	21	20	17	13	16	10	9	16	466	Osaka
Akita	16	16	16		14		8	7	20	8	11	9	9	13	8	11	5	3	5	15	15	6	7	16	238	Akita
Okayama	28	24	18		15		13	9	13	11	10	12	10	12	14	11	9	8	11	14	11	95	28	14	390	Okayama
Fukuoka	24	8	10		17		14	15	9	11	12	13	8	10	12	10	13	10	7	9	5	7	5	13	242	Fukuoka
Gifu	9	15	22		11		10	9	10	3	13	9	4	8	7	7	1	15	4	9	4	6	8	13	197	Gifu
Aichi	26	34	27		18		21	19	18	15	28	8	8	5	8	16	11	7	15	10	9	9	11	12	335	Aichi

Miyagi	16	8	11		3		5	12	4	5	4	2	6	4	5	3	4	4		3	2	2	7	3	113	Miyagi
Shizuoka	17	18	7		4		4	4	5	3	5	2		3	3	3	4	2	3	1	6	3	4	3	104	Shizuoka
Tochigi	8	9	7		8		3	5	4	3	3	4	7	5	3	2	1	3	5	4	2	3	7	3	99	Tochigi
Saga	9	5	4		9		6	5	4	2	2	5	7	11	2		4		6	3	2	1		3	90	Saga
Nagano	5	2	3		4		2	2	1	3	3		3	3	6	1	3	1	1	3	2	2	1	3	54	Nagano
Oita	4	5	4		3		3	3	1	2		1	5	1		2	1	2	3	2	1			3	46	Oita
Gunma	10	9	18		11		3	15	5	7	4	4	5	7	5	3	6	6		5	11	3	8	2	147	Gunma
Kagawa	14	8	12		6		7	6	7	3	5	5	4	6	4	6	2	3	4	1	6	5	1	2	117	Kagawa
Ishikawa	4	10	8		7		6	7	8	6	5	4	6	2	6	7	3	1	4	2	2	4	1	2	105	Ishikawa
Kanagawa	6	5	3		5		3	5	2	3	2	5	2	1	4	4	1		4	3	1	2	1	2	64	Kanagawa
Tottori	3	6	6		2			1	3	1	4	2	2	3	1		1	1	5	1	3	3		2	50	Tottori
Mie	12	13	9		7		11	1	5	5	2	5	4	8	2		1	1	3	2	2	3	5	1	102	Mie
Shimane	10	6	6		6		12	1	3	3	4	7		1	2	2	4		1	1	3	1	1	1	75	Shimane
Yamaguchi	1	10	3				4	6	1	2	2		1	3	1	1	1		1	1	3	1	3	1	46	Yamaguchi
Yamanashi		3	4		1		1	2	1				1			2	2	2			2		1	1	23	Yamanashi
Okinawa		1	2		1								1						1	1			1	1	9	Okinawa
Tokushima	10	5	5		3		4	3	2	2	3			4	2		4	4	2	1			1		55	Tokushima
Kochi	9	2	4		5		4	4		3		3		1		3	3		2	1	2				46	Kochi
total	571	527	455	381	376	330	328	326	330	275	263	256	226	284	244	232	219	205	212	212	223	272	237	246	7,230	total

Data Source : <https://anzeninfo.mhlw.go.jp/user/anzen/tok/anst00.html> MHLW, Jaan

Return to https://www.jisha.or.jp/english/statistics/202312_05.html